



US00D787749S

(12) **United States Design Patent**  
**Ito et al.**

(10) **Patent No.:** **US D787,749 S**

(45) **Date of Patent:** **\*\* May 23, 2017**

(54) **BASEBALL GLOVE**

(71) Applicant: **MIZUNO CORPORATION**,  
Osaka-shi, Osaka (JP)

(72) Inventors: **Norifumi Ito**, Hyogo (JP); **Kenji Maeda**, Osaka (JP)

(73) Assignee: **Mizuno Corporation**, Osaka (JP)

(\*\*) Term: **15 Years**

(21) Appl. No.: **29/529,332**

(22) Filed: **Jun. 5, 2015**

(30) **Foreign Application Priority Data**

Jan. 27, 2015 (JP) ..... 2015-001371

(51) **LOC (10) Cl.** ..... **29-01**

(52) **U.S. Cl.**  
USPC ..... **D29/123**

(58) **Field of Classification Search**  
USPC ..... D2/610-623; D29/116.1, 116.8, 117.2,  
D29/113-117, 122-123; 2/165, 169, 275  
CPC .. A41D 19/00; A41D 19/0013; A41D 19/007;  
A41D 19/0034; A41D 19/0037; A41D  
19/0048; A41D 19/01523; A63B 71/14;  
A63B 71/146-71/148  
See application file for complete search history.

(56) **References Cited**

**U.S. PATENT DOCUMENTS**

D243,133 S \* 1/1977 Lowrey ..... D29/113  
5,448,775 A \* 9/1995 Yamada ..... A63B 71/143  
2/161.1  
D393,934 S \* 4/1998 Harvey ..... D2/617  
D747,558 S \* 1/2016 Ito ..... D29/115  
D749,791 S \* 2/2016 Ito ..... D29/115  
2005/0268366 A1 \* 12/2005 Anderson ..... A63B 71/143  
2/19

2008/0263739 A1 \* 10/2008 Streitmann ..... A63B 71/143  
2/19  
2009/0000004 A1 \* 1/2009 Rumer ..... A63B 71/143  
2/19  
2009/0172856 A1 \* 7/2009 Aoki ..... A63B 71/143  
2/19

(Continued)

**FOREIGN PATENT DOCUMENTS**

JP D326187 S 3/1971  
JP D1114448 S 7/2001

**OTHER PUBLICATIONS**

Office Action in related Japanese Patent Application No. JP2015-001371, mailed Aug. 3, 2015.

*Primary Examiner* — Rosemary K Tarcza

*Assistant Examiner* — Clint A Samuel

(74) *Attorney, Agent, or Firm* — Troutman Sanders, LLP;  
James E. Schutz; Daniel T. Sharpe

(57) **CLAIM**

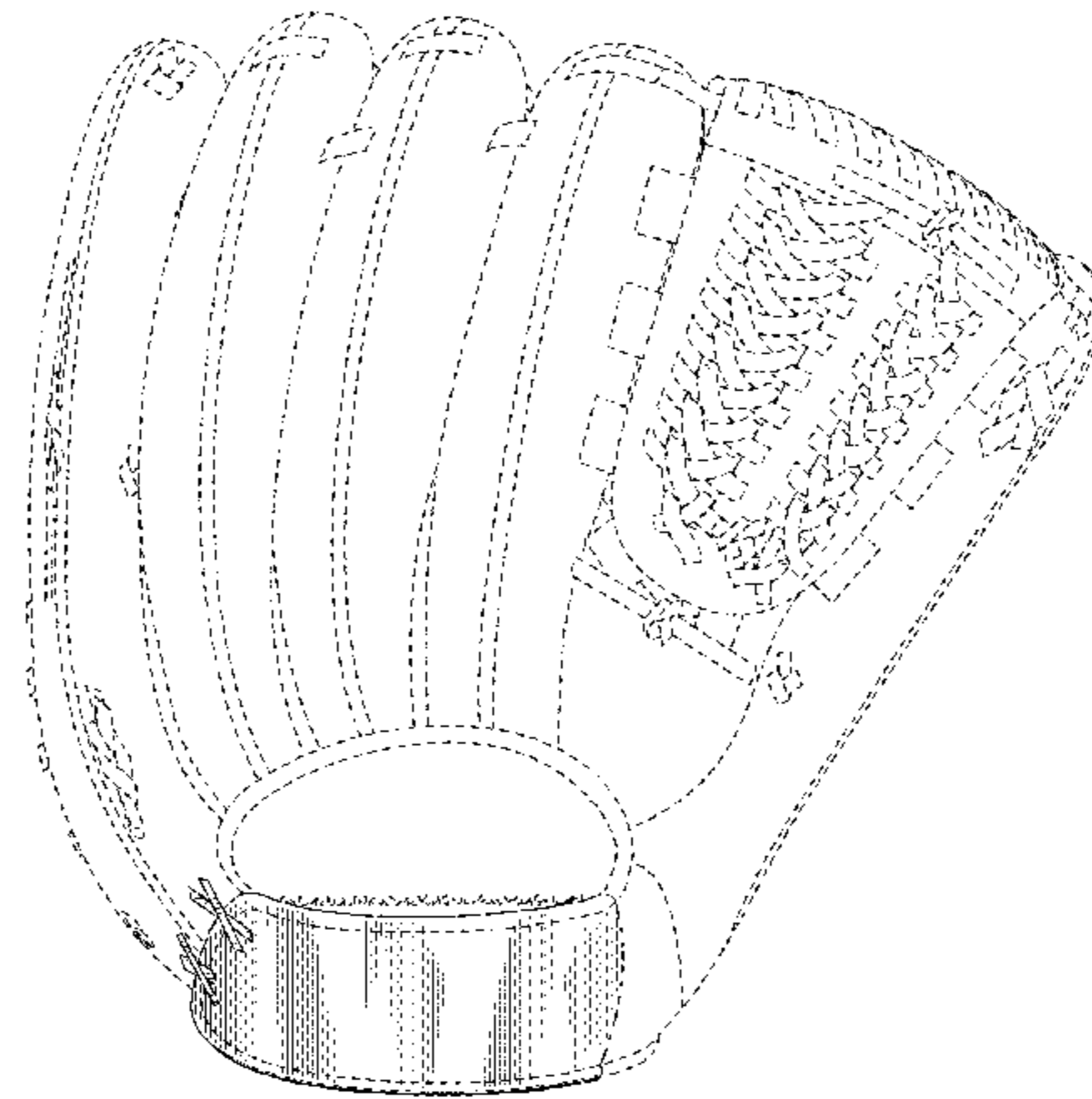
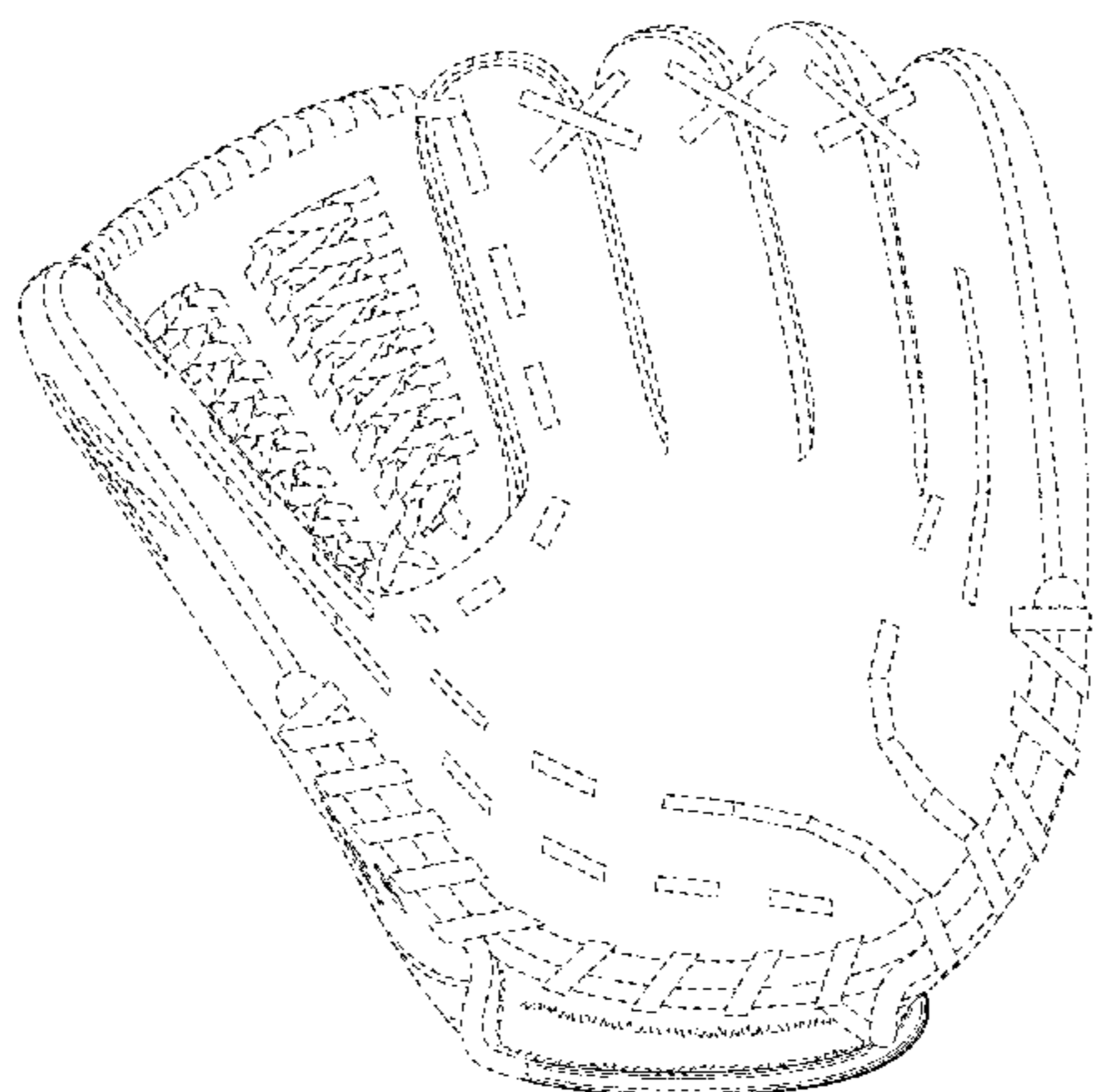
The ornamental design for a baseball glove, as shown and described.

**DESCRIPTION**

FIG. 1 is a front view of a baseball glove of an embodiment of the present design;  
FIG. 2 is a rear view thereof;  
FIG. 3 is a top plan view thereof;  
FIG. 4 is a bottom plan view thereof;  
FIG. 5 is a right side view thereof; and,  
FIG. 6 is a left side view thereof.

The long dashed-short dashed broken lines define the boundaries of the claimed design, and form no part thereof. The evenly spaced dashed lines shown within the boundaries of the claim represent stitching that forms no part of the claimed design. The evenly spaced dashed lines shown

(Continued)



outside of the boundaries of the claim represent unclaimed portions of the baseball glove, and form no part of the claimed design.

**1 Claim, 6 Drawing Sheets**

(56) **References Cited**

U.S. PATENT DOCUMENTS

2011/0083242	A1 *	4/2011	Laliberty .....	A63B 71/143 2/19
2012/0180191	A1 *	7/2012	McNamee .....	A63B 71/143 2/158
2013/0283490	A1 *	10/2013	Rumer .....	A63B 71/143 2/19
2014/0259257	A1 *	9/2014	Hewitt .....	A63B 71/143 2/19
2014/0325740	A1 *	11/2014	Garneau .....	A41D 19/01523 2/167
2015/0089705	A1 *	4/2015	Ito .....	A63B 71/143 2/19
2015/0352429	A1 *	12/2015	Ito .....	A63B 71/143 2/19
2016/0120239	A1 *	5/2016	Guerrero .....	A63B 71/143 2/21
2016/0213074	A1 *	7/2016	Decker .....	A41D 19/002
2016/0249693	A1 *	9/2016	Guerrero .....	A63B 71/143

\* cited by examiner

FIG.1

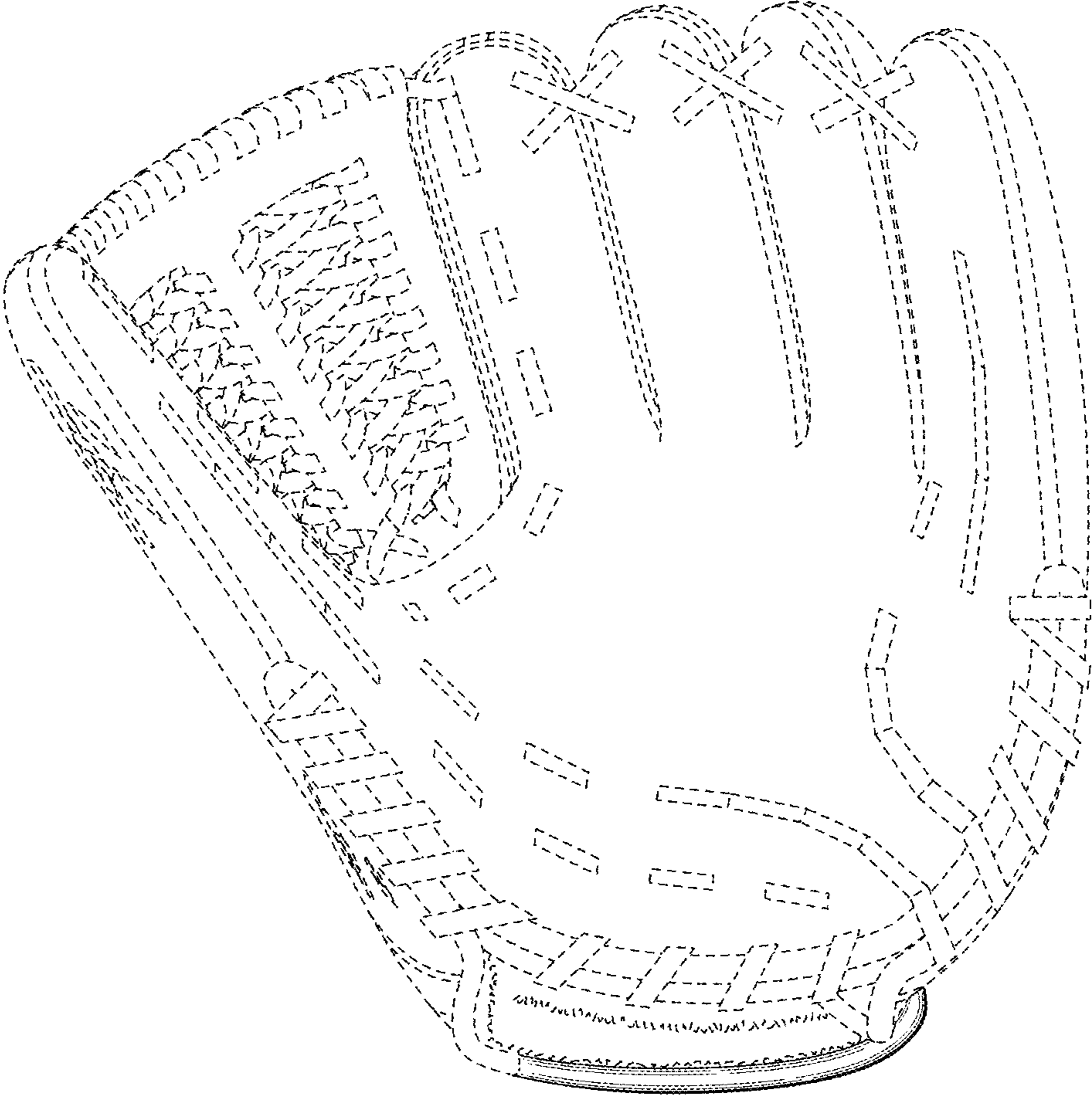


FIG.2

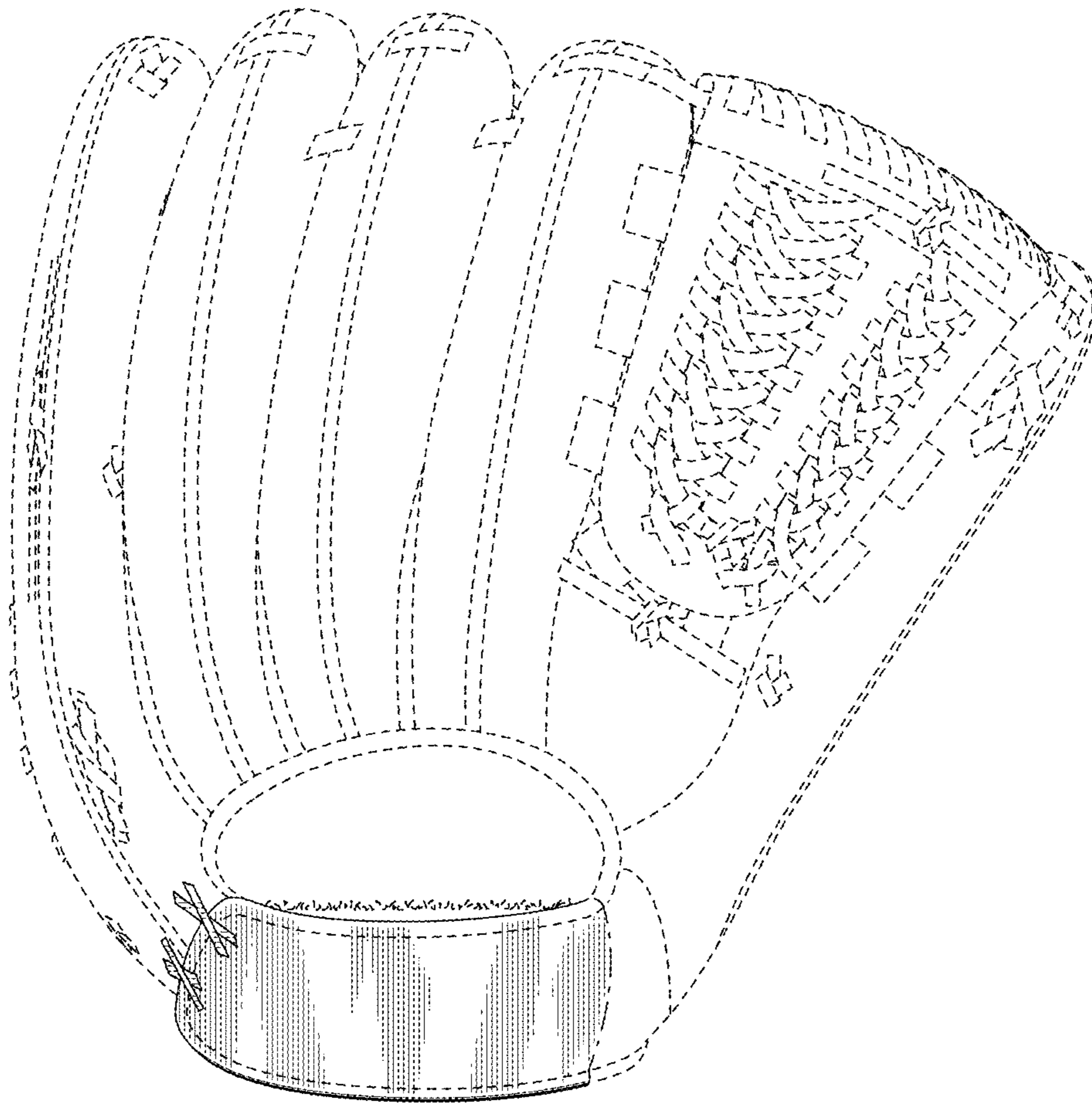




FIG.3

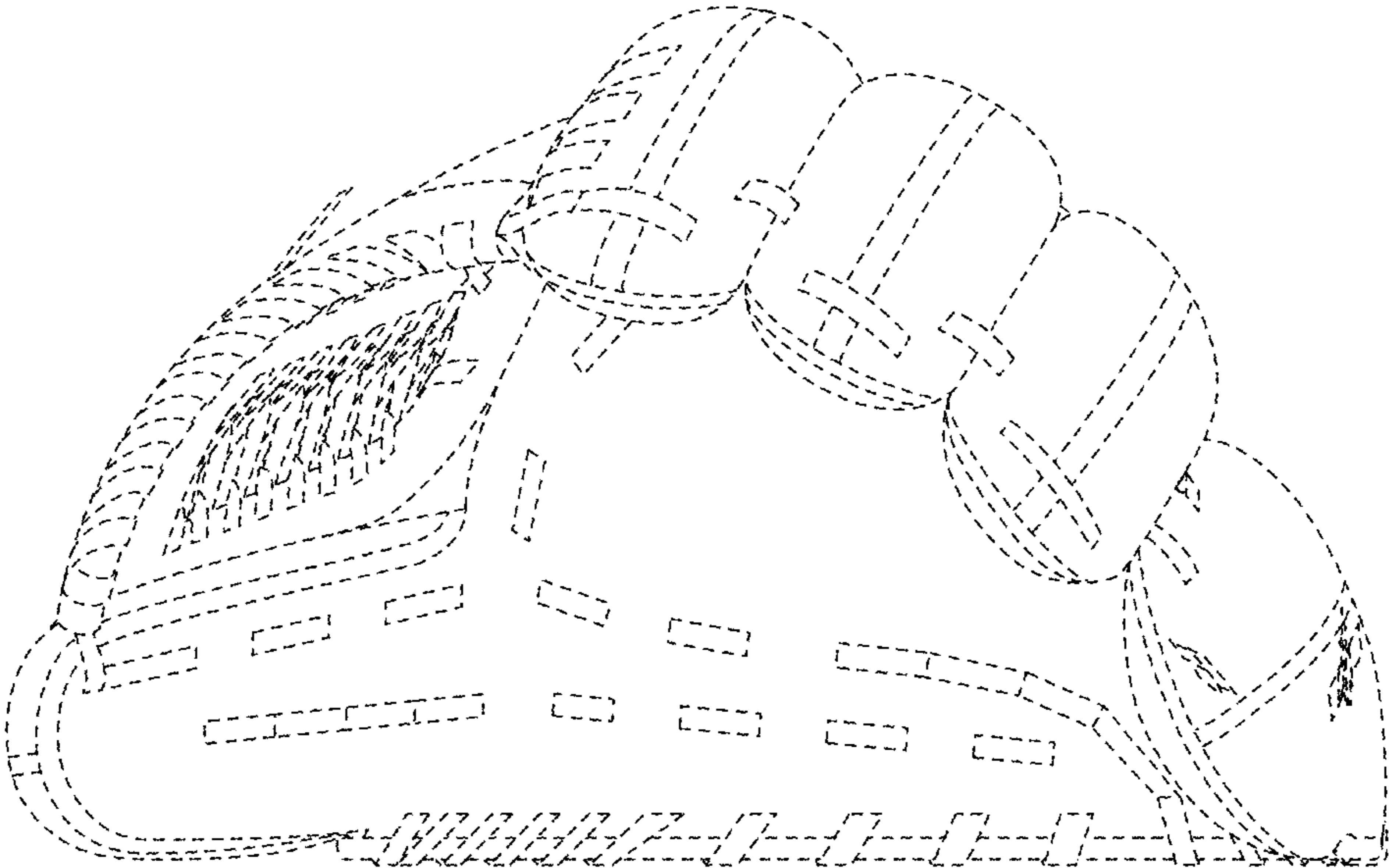


FIG.4

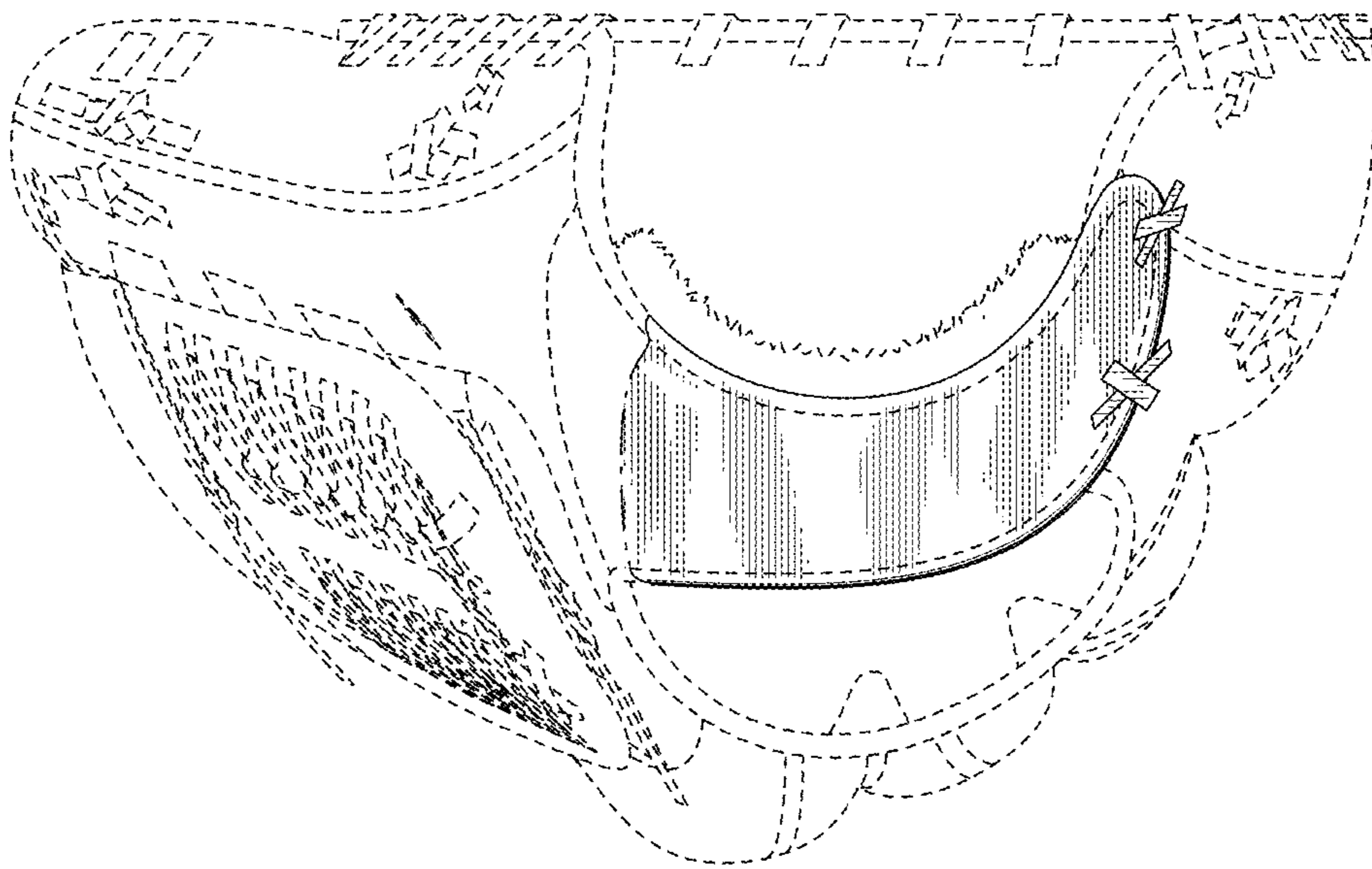


FIG.5

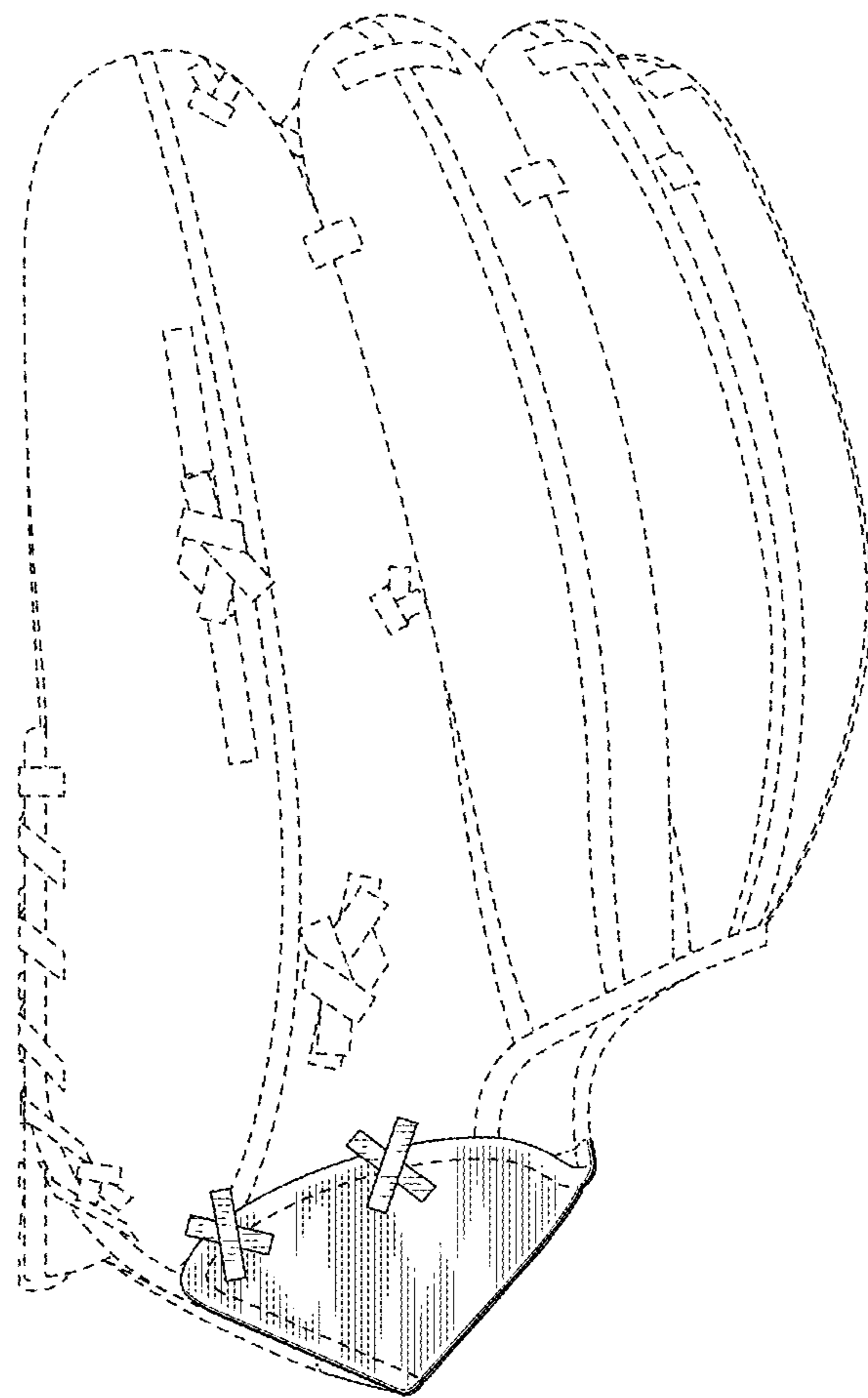


FIG.6

