

US00D787742S

(12) **United States Design Patent** (10) **Patent No.:** **US D787,742 S**
Cash (45) **Date of Patent:** **** May 23, 2017**

(54) **APPLICATOR TOOL**

(71) Applicant: **Kristina T. Cash**, Humble, TX (US)

(72) Inventor: **Kristina T. Cash**, Humble, TX (US)

(**) Term: **15 Years**

(21) Appl. No.: **29/535,972**

(22) Filed: **Aug. 12, 2015**

(51) **LOC (10) Cl.** **28-02**

(52) **U.S. Cl.**
USPC **D28/7**

(58) **Field of Classification Search**

USPC D28/7, 8, 20, 21, 22, 30, 63, 76, 99;
D4/127, 129; 15/209.1, 210.1, 244.1;
132/317, 320; D11/2, 89, 90; D63/32
CPC A45D 33/34; A45D 33/36; A45D 2200/10;
A45D 2200/1009; A45D 2200/1018;
A45D 2200/1027; A45D 2200/1063;
A47L 13/16; A47L 13/18; A47L 23/05;
A47L 23/10; A61K 8/208

See application file for complete search history.

(56) **References Cited**

U.S. PATENT DOCUMENTS

D286,576 S *	11/1986	Schneider	D19/185
D410,787 S *	6/1999	Barre	D4/104
D458,757 S *	6/2002	Dunn	D4/104
D475,530 S *	6/2003	Dunn	D4/104
9,044,083 B2 *	6/2015	Nanda	A46B 9/04
D738,434 S *	9/2015	Baumann	D21/398
2006/0207043 A1 *	9/2006	Yamamoto	A46B 5/00
				15/143.1
2014/0137352 A1 *	5/2014	Golla	A47K 7/028
				15/160

FOREIGN PATENT DOCUMENTS

WO WO 9427479 A1 * 12/1994 A47G 23/0241

* cited by examiner

Primary Examiner — Sheryl Lane

Assistant Examiner — Calvin E Vansant

(74) *Attorney, Agent, or Firm* — Benjamin Aaron Adler

(57) **CLAIM**

The ornamental design for an applicator tool, as shown and described.

DESCRIPTION

FIG. 1 is a front view of the applicator tool with a teardrop shaped body, a spatulate applicator top and a suction cup base showing my new design; the back view of the applicator tool being a mirror image of the front view.

FIG. 2 is a left side view of the applicator tool with a teardrop shaped body, a spatulate applicator top and a suction cup base showing my new design; the right side view of the applicator tool being a mirror image of the left side view.

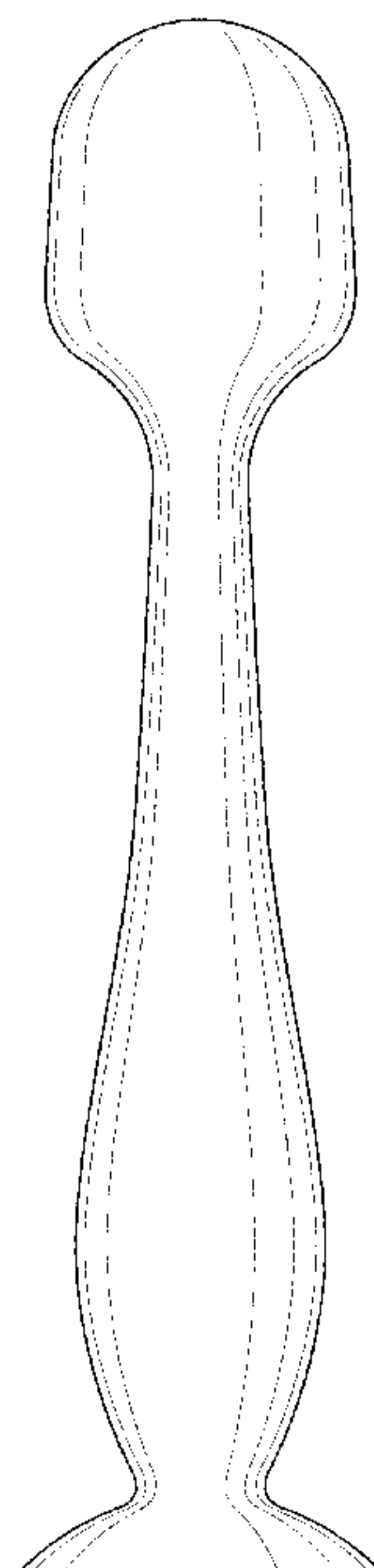
FIG. 3 is a top view of the applicator tool with a teardrop shaped body, a spatulate applicator top and a suction cup base showing my new design.

FIG. 4 is a bottom view of the applicator tool with a teardrop shaped body, a spatulate applicator top and a suction cup base showing my new design; and,

FIG. 5 is a front, bottom and left side perspective view of the applicator tool with a teardrop shaped body, a spatulate applicator top and a suction cup base.

In the drawings, the broken lines depict portions of the article only and form no part of the claimed design.

1 Claim, 5 Drawing Sheets



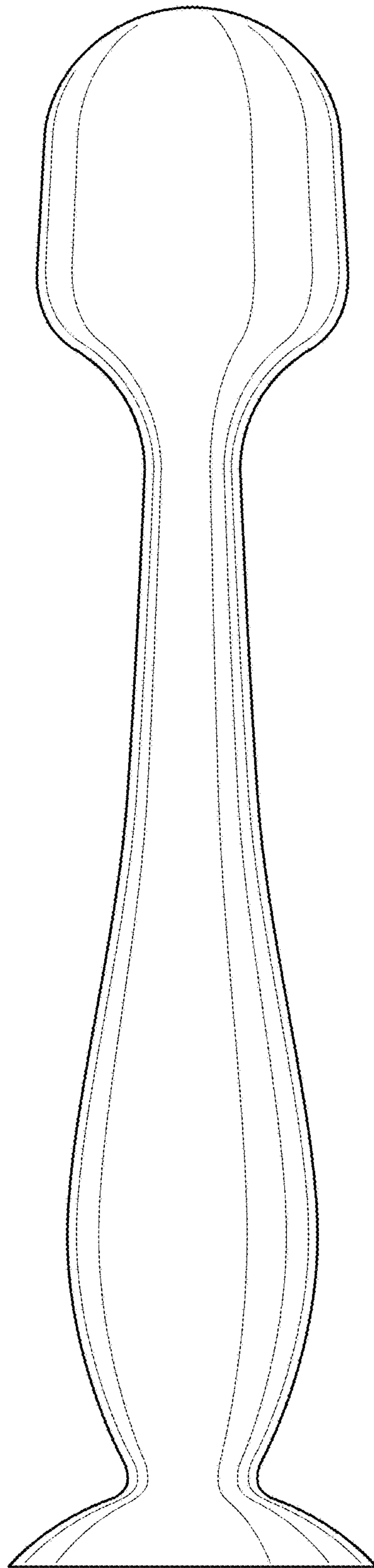


FIG. 1

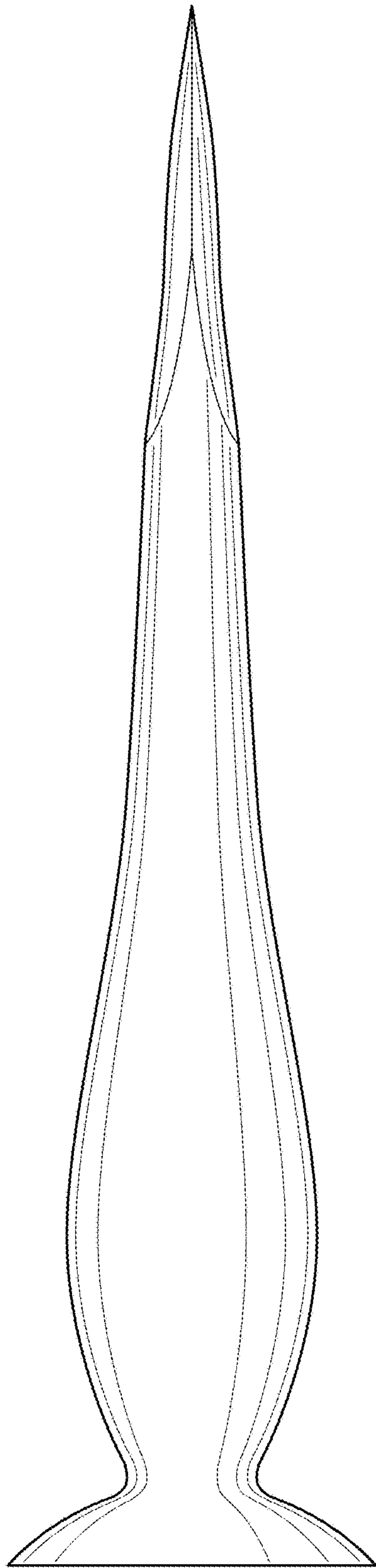


FIG. 2

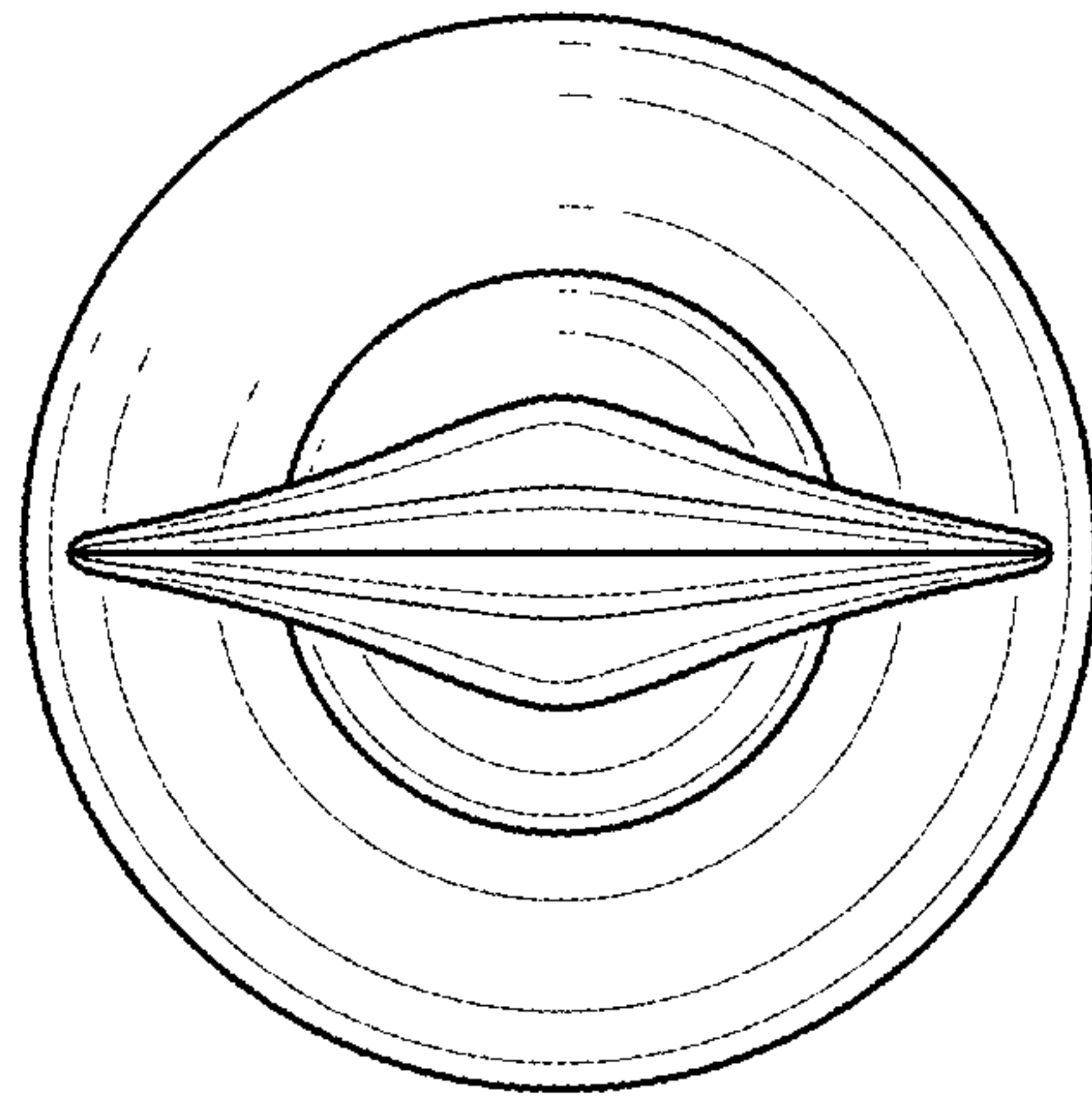


FIG. 3

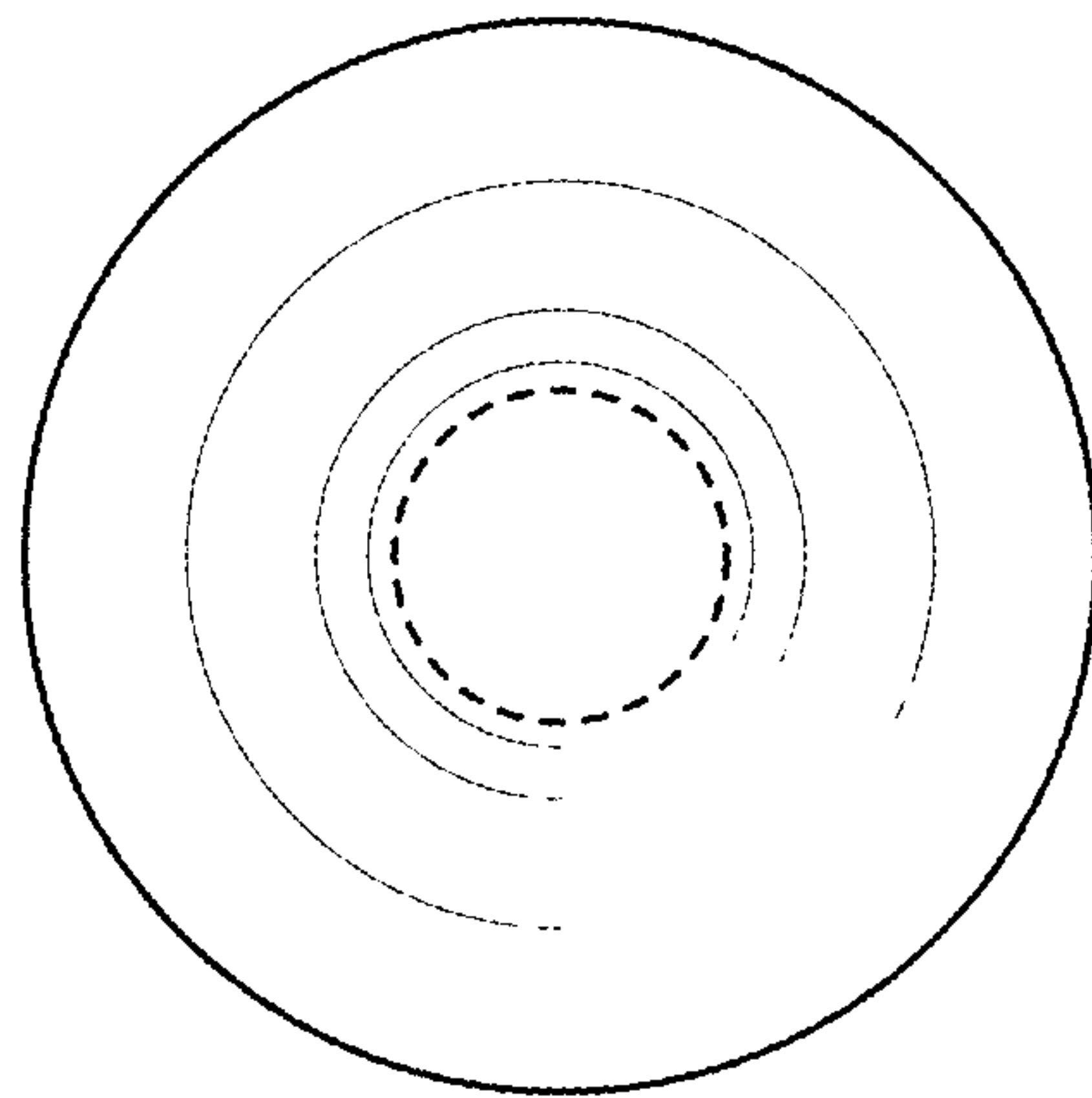


FIG. 4

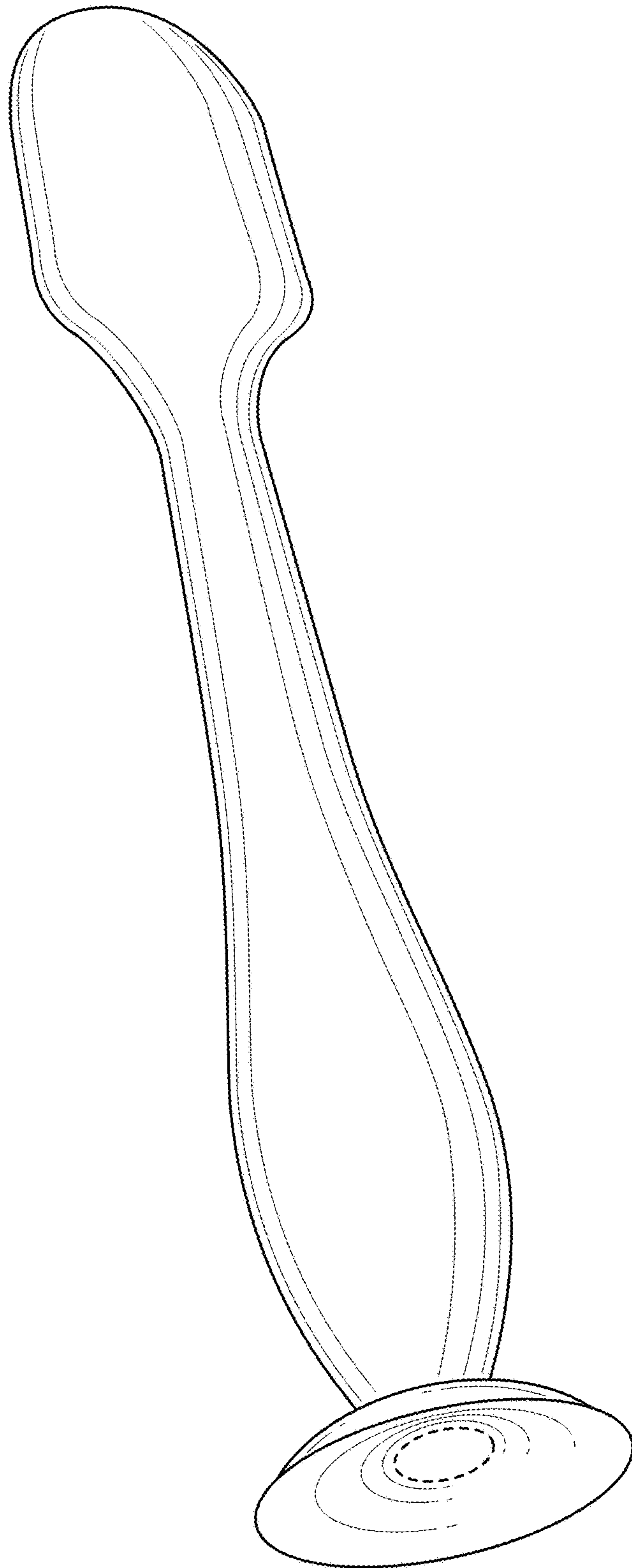


FIG. 5