



US00D787736S

(12) **United States Design Patent** (10) **Patent No.:** **US D787,736 S**  
**Brittain** (45) **Date of Patent:** **\*\* May 23, 2017**

(54) **LIGHTING DEVICE**

(71) Applicant: **Rebecca Brittain**, Brooklyn, NY (US)

(72) Inventor: **Rebecca Brittain**, Brooklyn, NY (US)

(\*\*) Term: **15 Years**

(21) Appl. No.: **29/562,100**

(22) Filed: **Apr. 22, 2016**

**Related U.S. Application Data**

(62) Division of application No. 29/504,037, filed on Oct. 1, 2014, now Pat. No. Des. 758,643.

(51) **LOC (10) Cl.** ..... **26-99**

(52) **U.S. Cl.**  
USPC ..... **D26/118**

(58) **Field of Classification Search**  
USPC ..... D26/24, 25, 84, 85, 91, 113, 118, 120  
CPC ... F21S 4/00; F21S 4/001; F21S 4/003; F21V 1/00; F21V 3/00; F21V 5/00; F21V 5/02; F21V 21/00; F21V 21/02; F21V 21/084  
See application file for complete search history.

(56) **References Cited**

**U.S. PATENT DOCUMENTS**

D316,301 S *	4/1991	Michael	.....	D26/128
D320,668 S *	10/1991	von Kluck	.....	D26/85
D563,589 S *	3/2008	Hariri	.....	D26/84
D633,638 S *	3/2011	Vincent	.....	D26/85
D634,469 S *	3/2011	Hargreaves	.....	D26/118
D648,465 S *	11/2011	San Juan	.....	D26/25
D702,378 S *	4/2014	Wasem	.....	F21S 2/00 D26/25

\* cited by examiner

*Primary Examiner* — Brian N Vinson

(74) *Attorney, Agent, or Firm* — Timothy W. Menasco, Esq.; Harter Secrest & Emery LLP

(57) **CLAIM**

The ornamental design of a lighting device, as shown and described.

**DESCRIPTION**

FIG. 1 is a front angled perspective view of an alternative embodiment of a light device in accordance with the present disclosure;

FIG. 2 is a front side view of the alternative embodiment of a lighting device in accordance with the present disclosure; FIG. 3 is a left side view of the alternative embodiment of a lighting device in accordance with the present disclosure; FIG. 4 is a right side view of the alternative embodiments of a light device in accordance with the present disclosure; FIG. 5 is a rear side view of the alternative embodiment of a lighting device in accordance with the present disclosure; FIG. 6 is a top side view of the alternative embodiment of a lighting device in accordance with the present disclosure; and,

FIG. 7 is a bottom side view of the alternative embodiment of a lighting device in accordance with the present disclosure.

The lighting device is not limited to the scale shown herein. The broken lines of the Figures are for illustrative purposes only and form no part of the claimed invention.

**1 Claim, 5 Drawing Sheets**

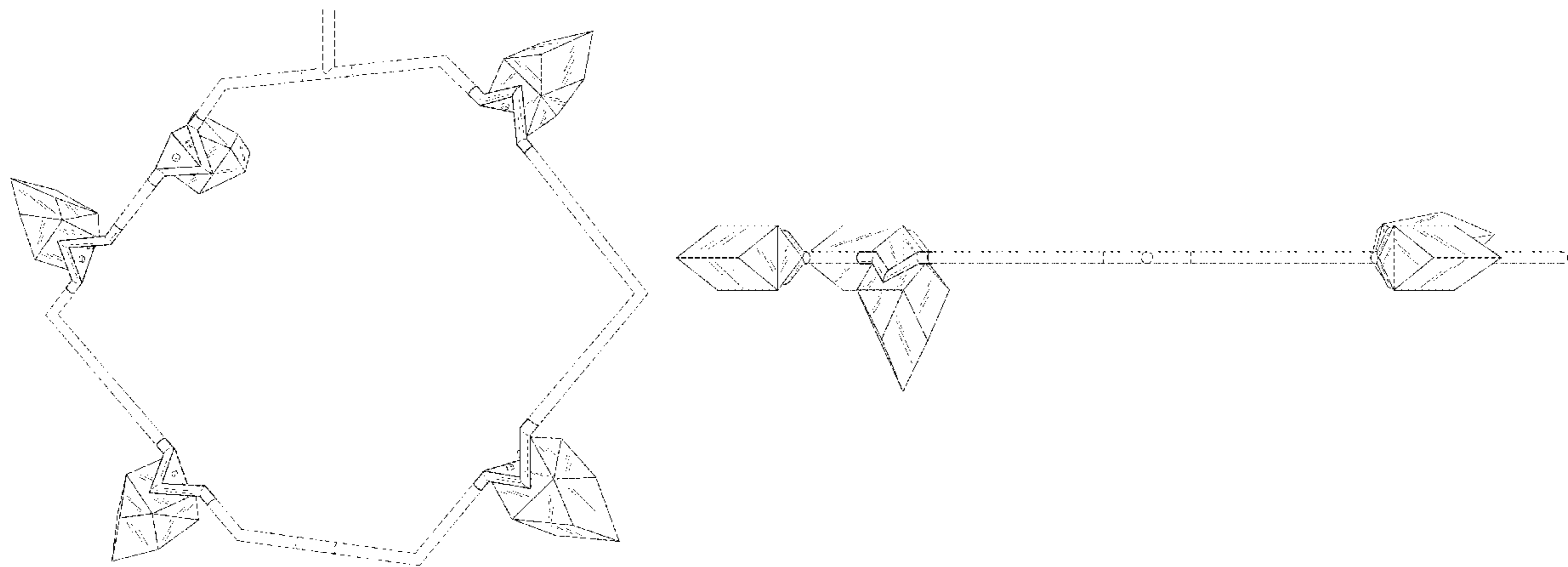
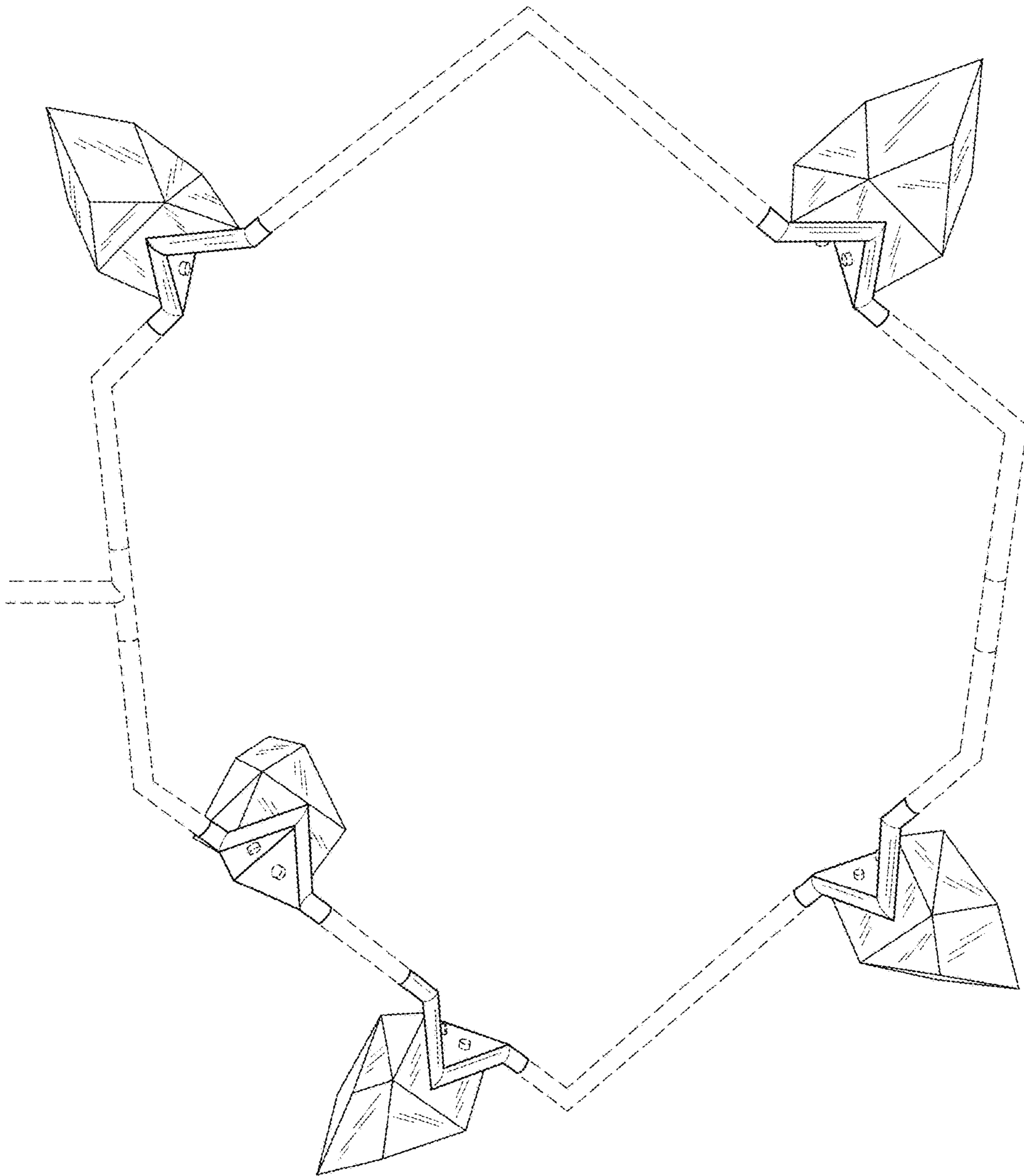


FIG. 1



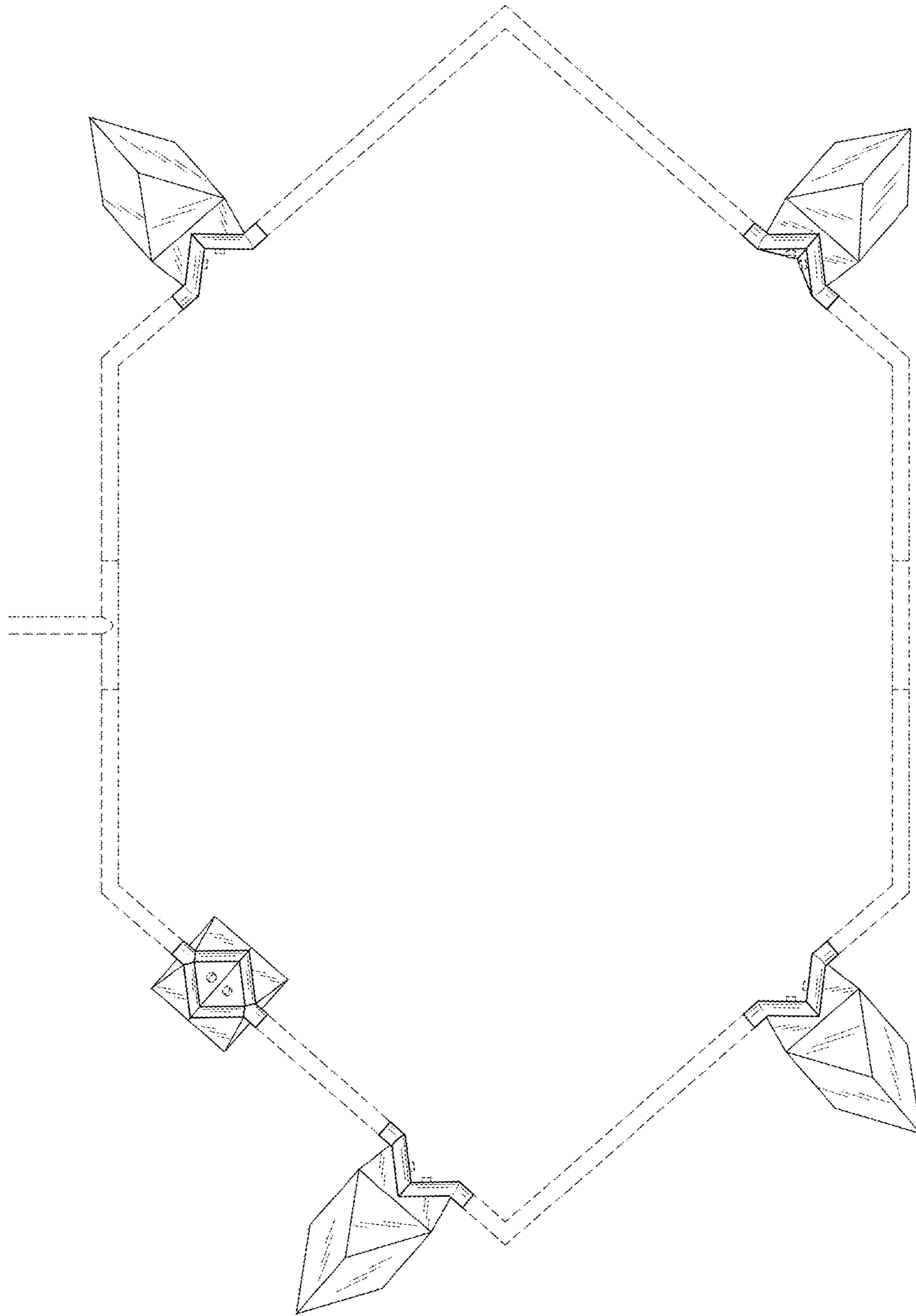


FIG. 2

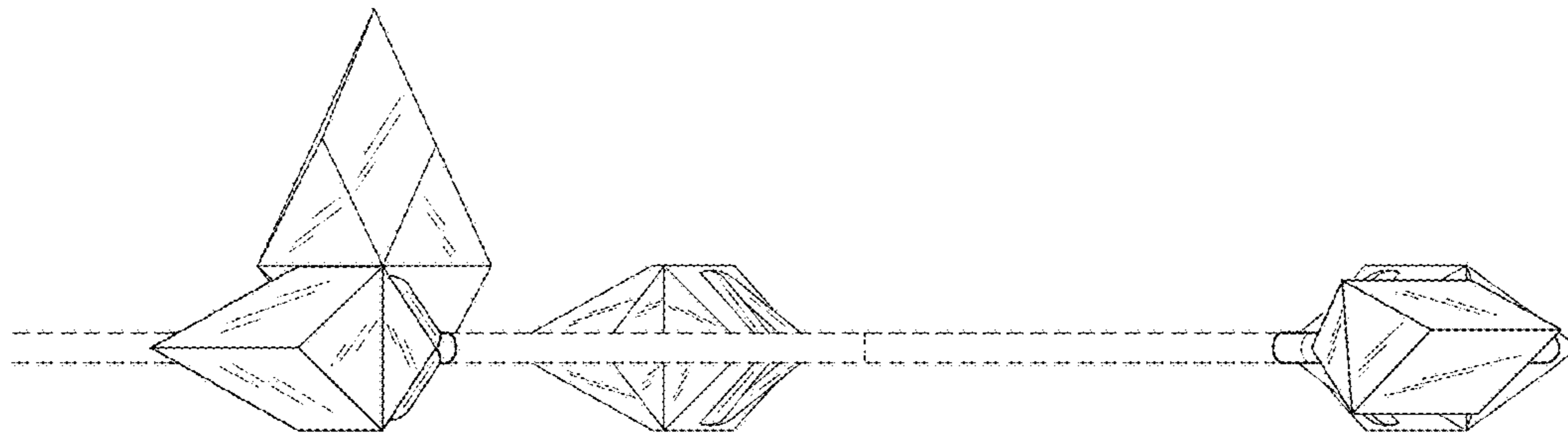


FIG. 3

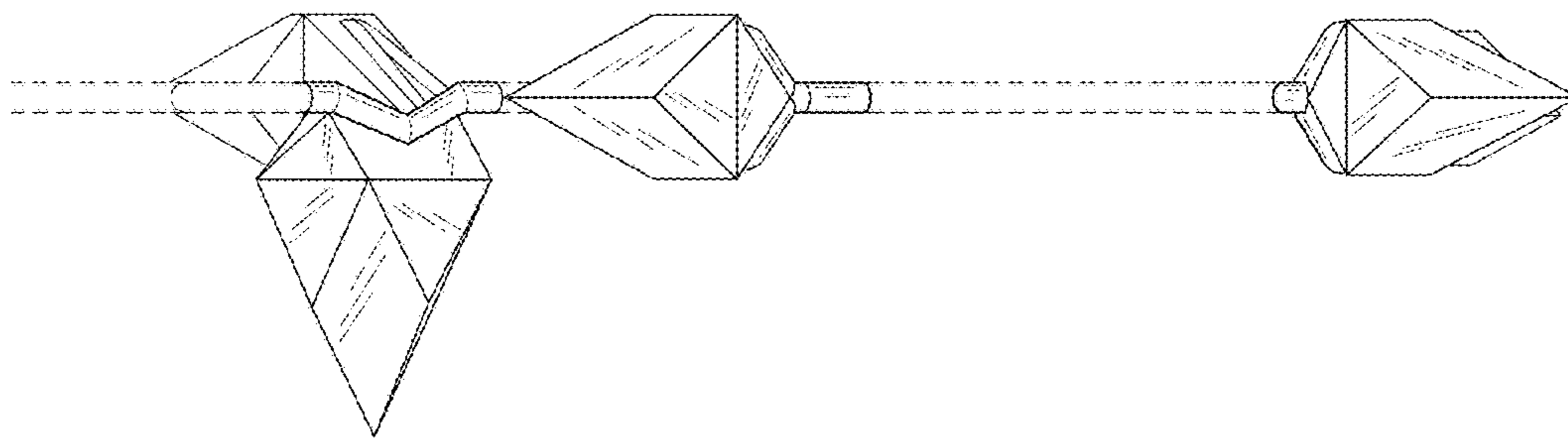


FIG. 4

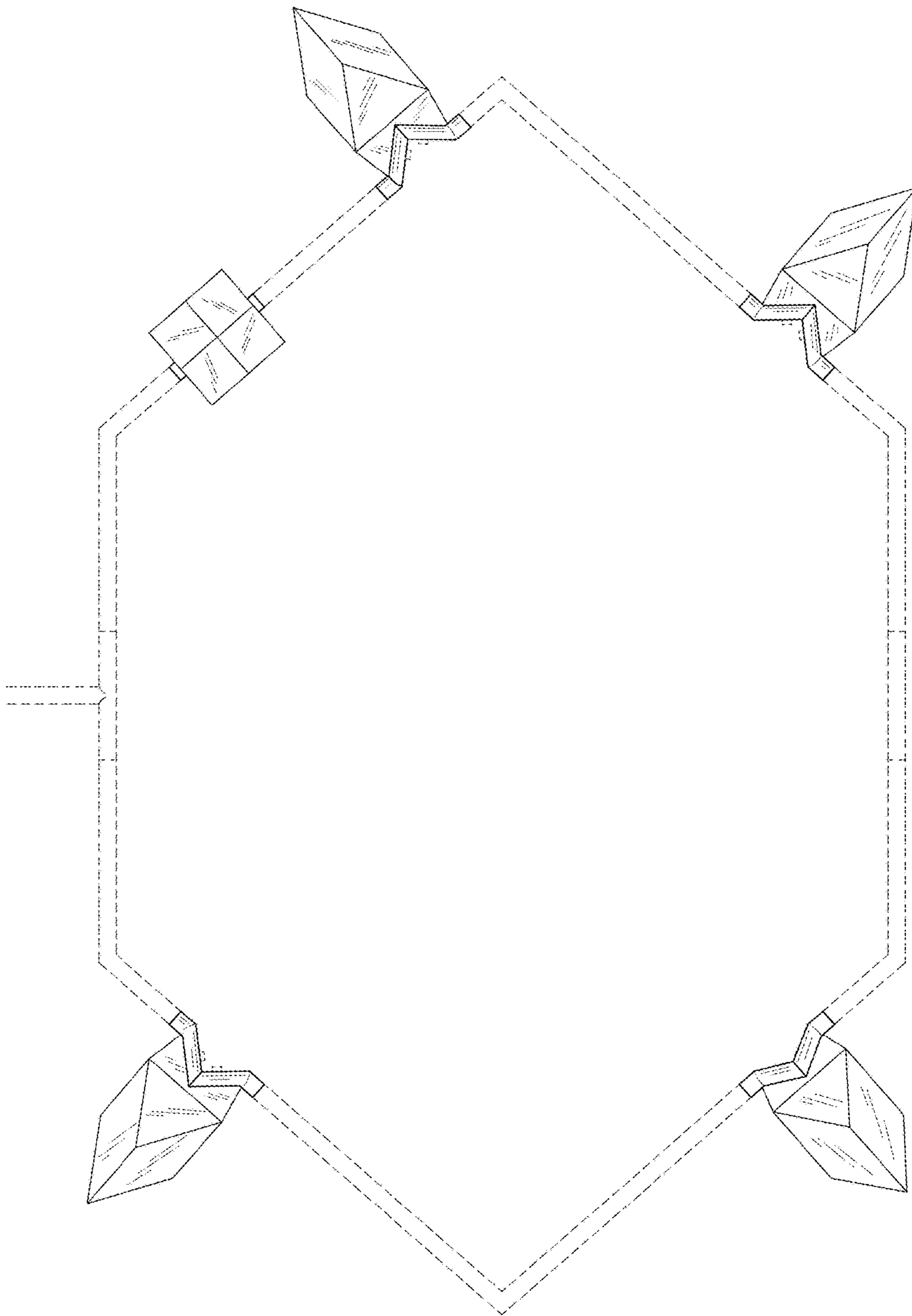


FIG. 5




FIG. 6

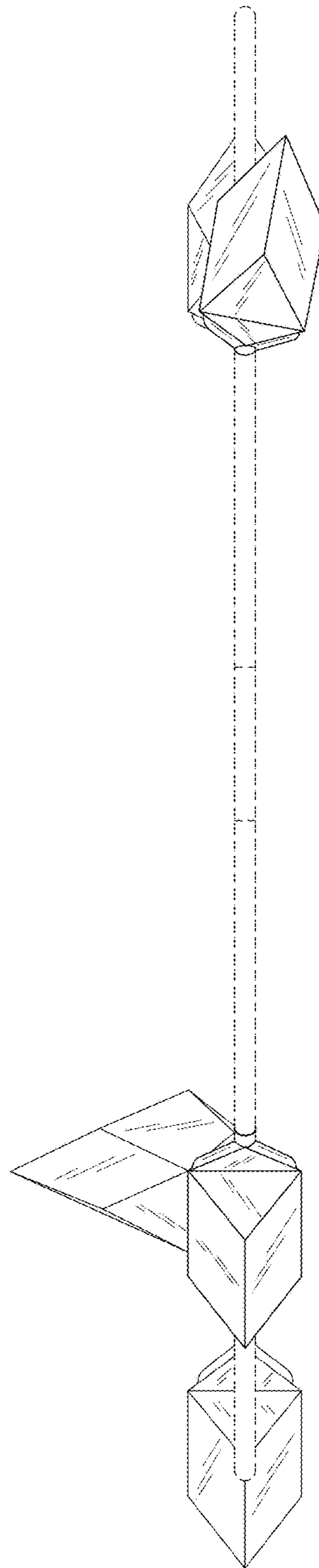


FIG. 7