



US00D787715S

(12) **United States Design Patent**  
**Nechita et al.**

(10) **Patent No.:** **US D787,715 S**

(45) **Date of Patent:** **\*\* May 23, 2017**

(54) **CANDLE HOLDER**

(71) Applicants: **Viorica Nechita**, Beverly Hills, CA (US); **Niki Miluta Nechita**, Beverly Hills, CA (US)

(72) Inventors: **Viorica Nechita**, Beverly Hills, CA (US); **Niki Miluta Nechita**, Beverly Hills, CA (US)

(\*\*) Term: **15 Years**

(21) Appl. No.: **29/540,493**

(22) Filed: **Sep. 24, 2015**

**Related U.S. Application Data**

(62) Division of application No. 29/497,369, filed on Jul. 23, 2014, now abandoned.

(51) **LOC (10) Cl.** ..... **26-01**

(52) **U.S. Cl.**  
USPC ..... **D26/9**

(58) **Field of Classification Search**  
USPC ..... D26/5-23; D11/143-156, 131, 131.1, D11/157, 164; D6/556-558, 403-405; D8/1; 431/299, 125, 126, 292, 289; D7/500, 509, 523, 510, 511, 533, 532, D7/524, 566, 570, 545, 354, 586, 515, D7/518, 521, 549, 554.3, 562, 564; D9/428, 500, 502, 520, 538, 539; D19/88, 80-82, 84, 85

See application file for complete search history.

(56) **References Cited**

**U.S. PATENT DOCUMENTS**

|              |        |        |       |         |
|--------------|--------|--------|-------|---------|
| D62,668 S *  | 7/1923 | Conner | ..... | D11/152 |
| D92,458 S *  | 6/1934 | Forman | ..... | D7/560  |
| D93,163 S *  | 8/1934 | Hart   | ..... | 229/406 |
| D99,799 S *  | 5/1936 | Heisey | ..... | D11/143 |
| D170,138 S * | 8/1953 | Roop   | ..... | D34/1   |
| D539,612 S * | 4/2007 | Foss   | ..... | D7/629  |
| D598,715 S * | 8/2009 | Foss   | ..... | D7/602  |

\* cited by examiner

*Primary Examiner* — T. Chase Nelson

*Assistant Examiner* — Ania Aman

(74) *Attorney, Agent, or Firm* — One LLP

(57) **CLAIM**


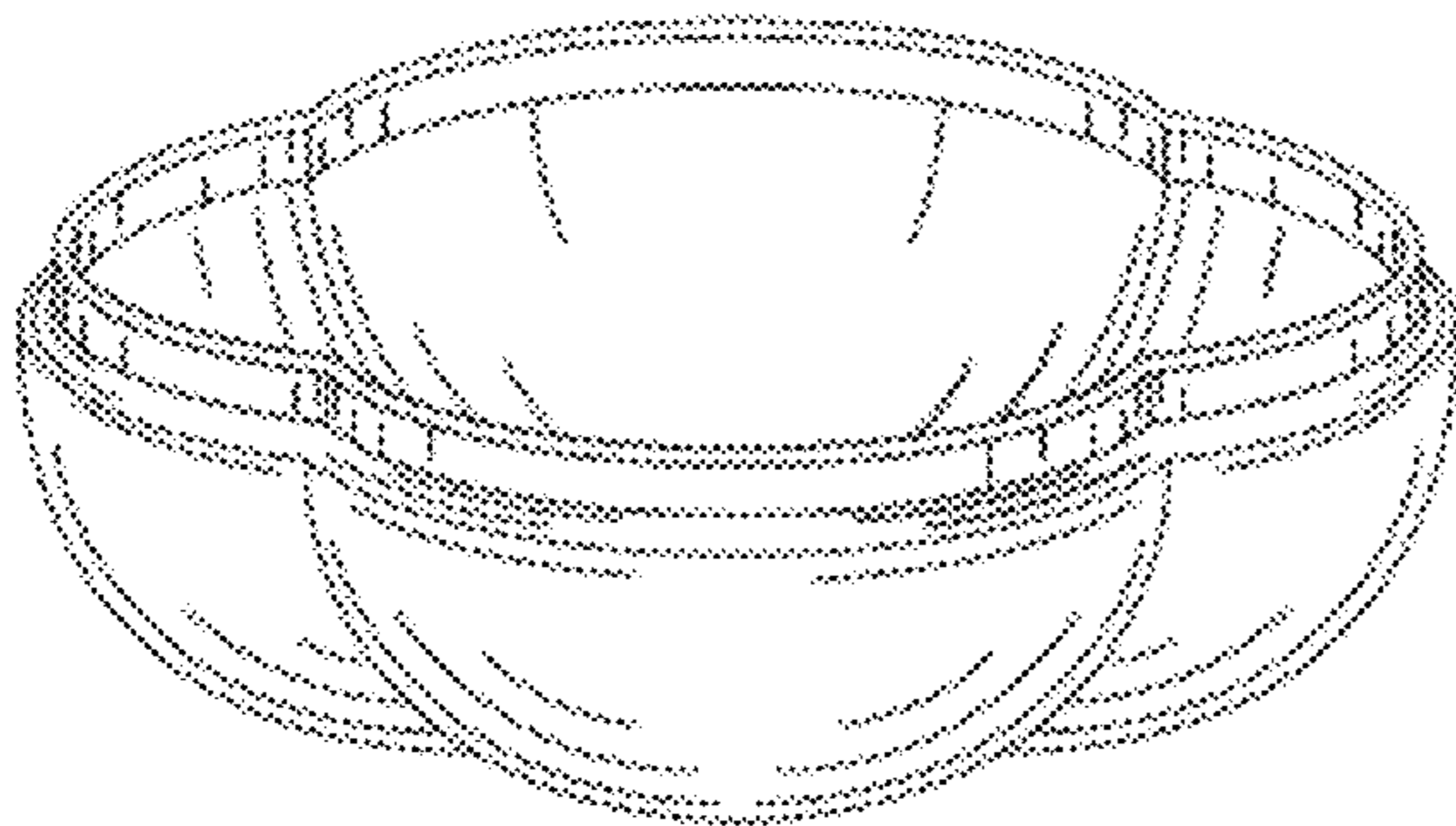
The ornamental design for a candle holder, as shown and described.

**DESCRIPTION**

FIG. 1 is a perspective view of a candle holder with cap removed according to an embodiment; FIG. 2 is a front elevation view thereof; FIG. 3 is a top plan view thereof; FIG. 4 is a bottom plan view thereof; FIG. 5 is a perspective view of the candle holder cap; and, FIG. 6 is a front elevation view thereof.

The broken lines shown in FIG. 3 are for the purpose of illustrating portions of the article that form no part of the claimed design.

**1 Claim, 3 Drawing Sheets**



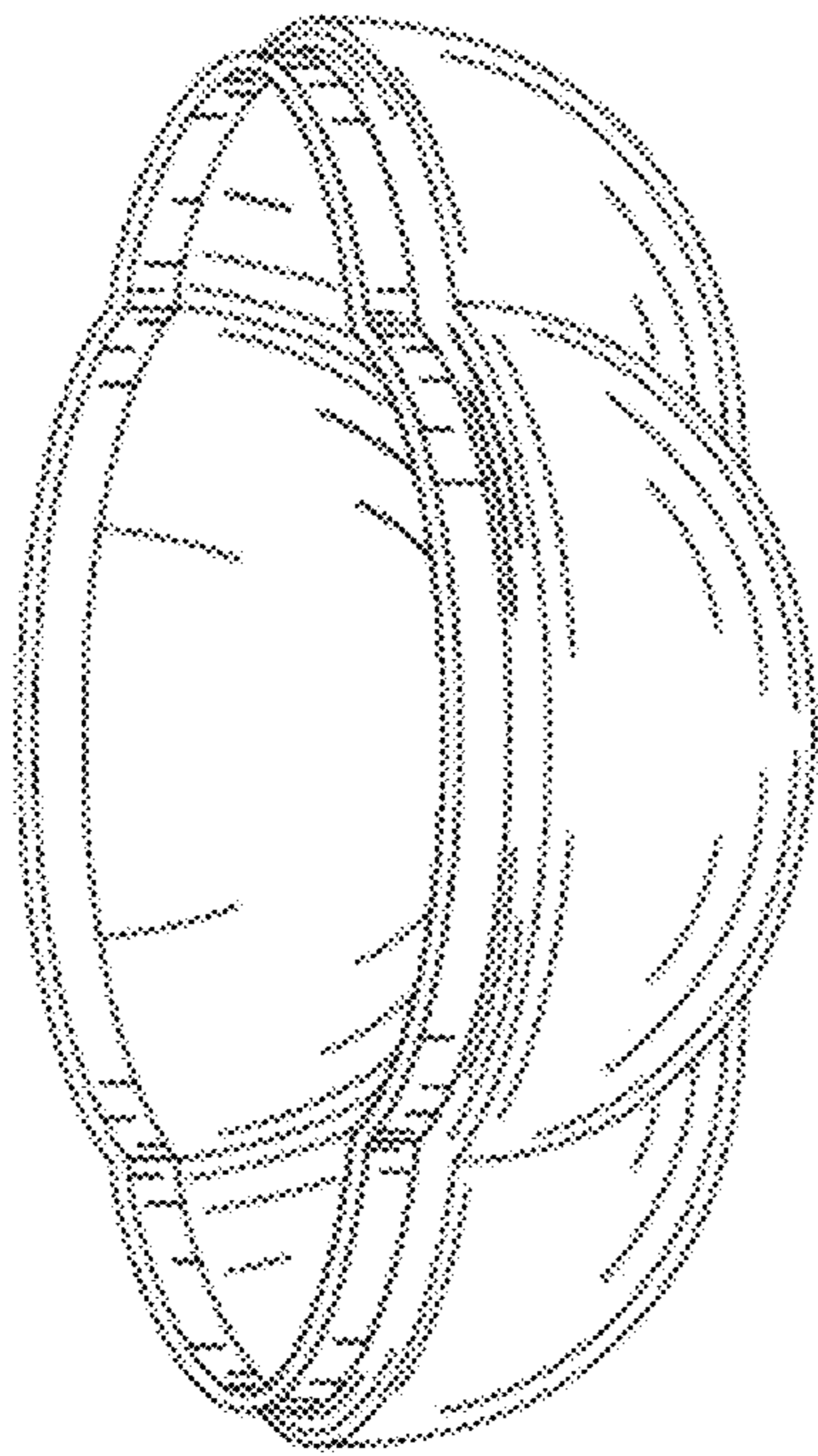


FIG. 1



FIG. 2

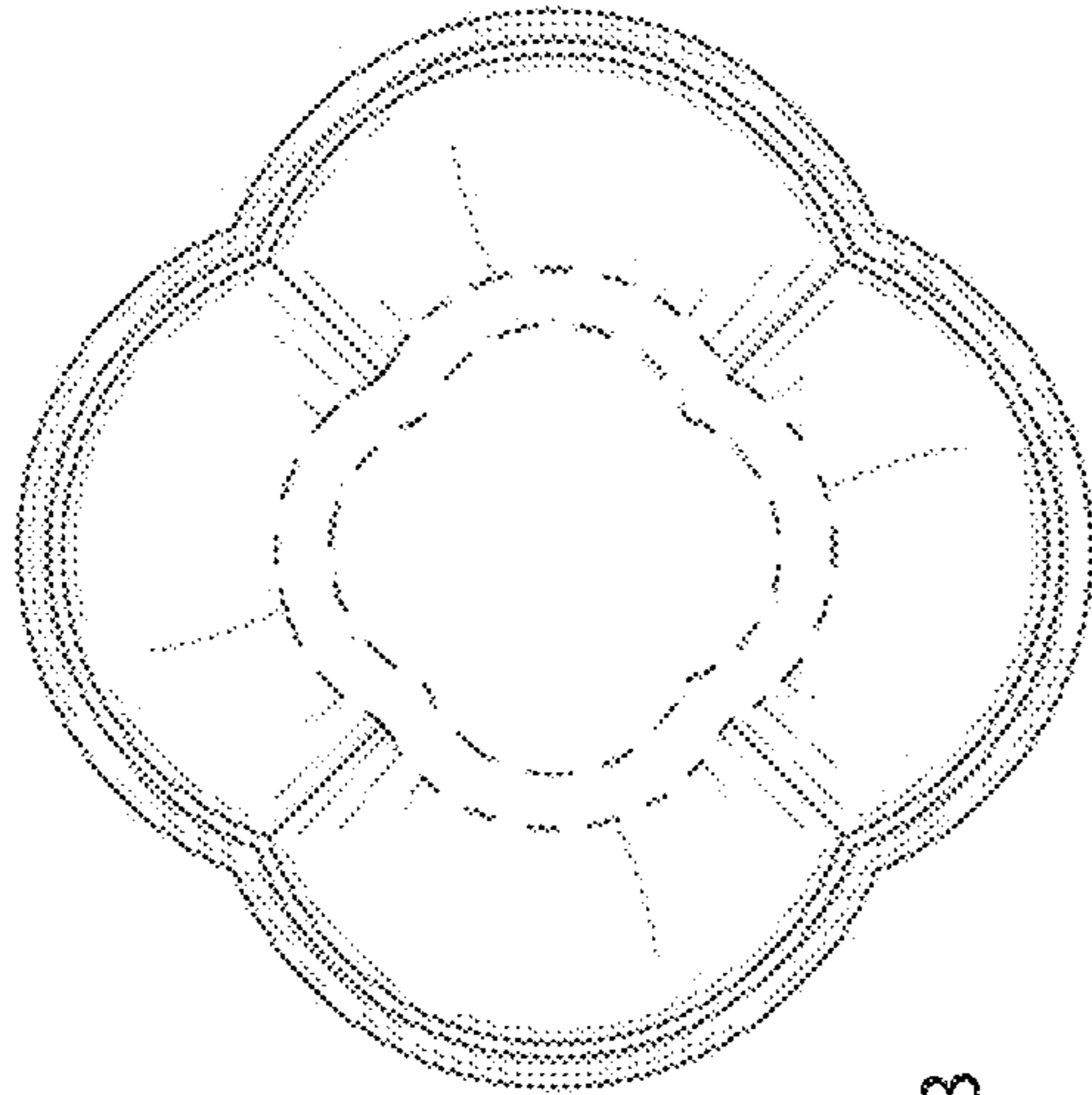


FIG. 3

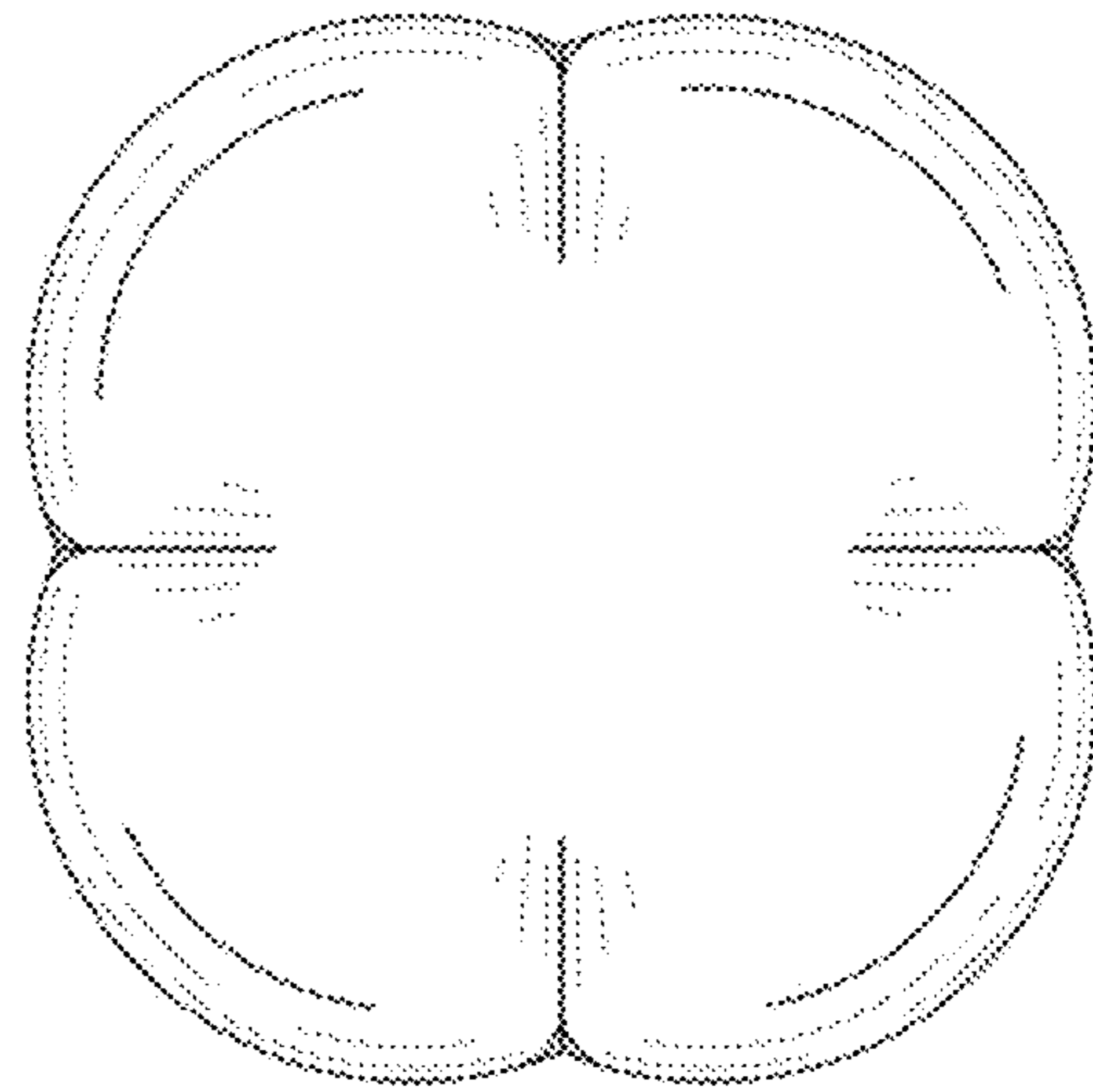


FIG. 4

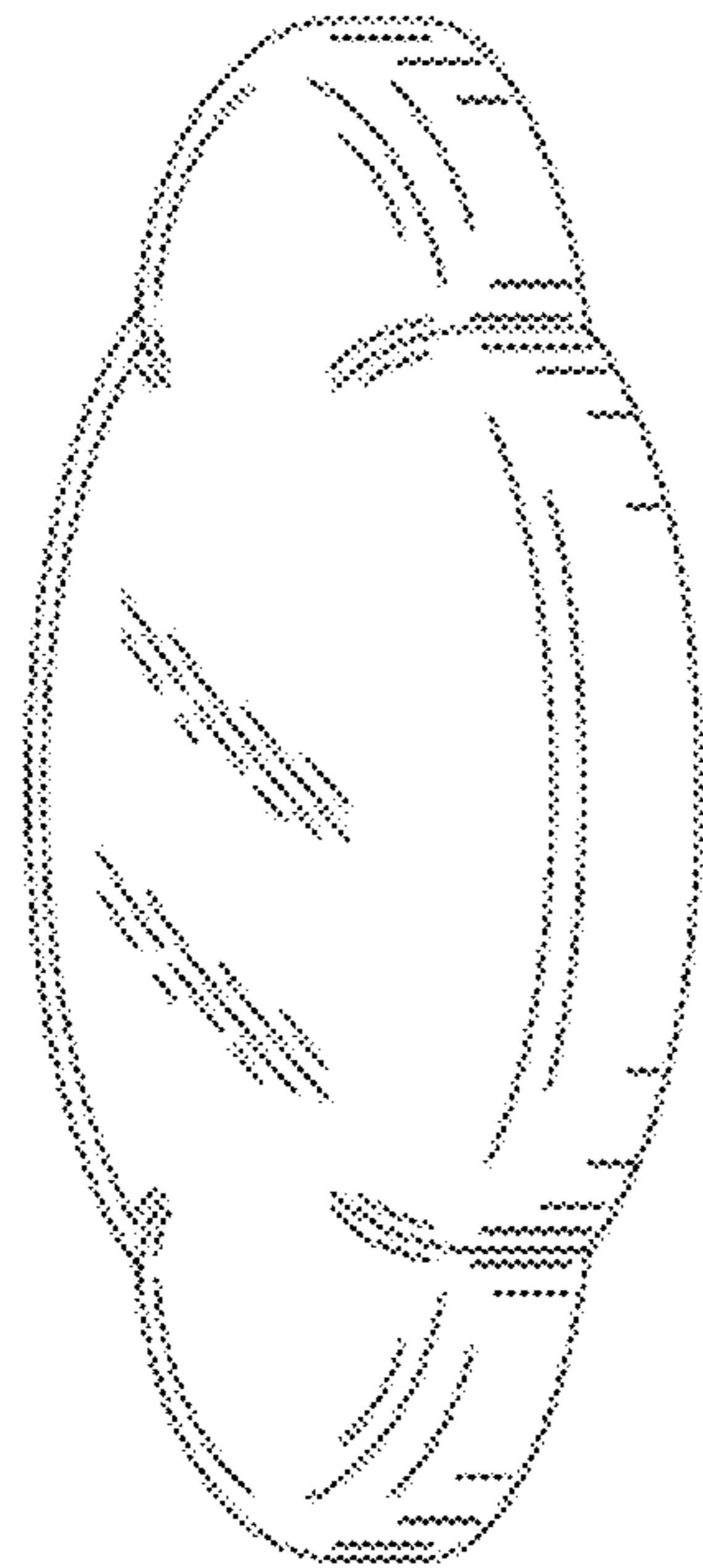


FIG. 5




FIG. 6