



US00D787686S

(12) **United States Design Patent** (10) **Patent No.:** **US D787,686 S**
Jeffery et al. (45) **Date of Patent:** **** May 23, 2017**

(54) **ELECTRODE ASSEMBLY FOR A WEARABLE TRANSDERMAL AND TRANSCRANIAL NEUROSTIMULATOR**

Primary Examiner — Wan Laymon
(74) *Attorney, Agent, or Firm* — Shay Glenn LLP

(71) Applicant: **Thync Global, Inc.**, Los Gatos, CA (US)

(57) **CLAIM**

The ornamental design for an electrode assembly for a wearable transdermal and transcranial neurostimulator, substantially as shown and described.

(72) Inventors: **Douglas Jeffery**, San Jose, CA (US); **Joshua Morenstein**, San Francisco, CA (US); **Matthew Malone**, San Francisco, CA (US); **Isy Goldwasser**, Los Gatos, CA (US); **Sumon K. Pal**, Boston, MA (US); **Jonathan Charlesworth**, Boston, MA (US); **Florent Olivier Alexandre**, San Francisco, CA (US); **Christopher N. Hibmacronan**, Oakland, CA (US)

DESCRIPTION

(73) Assignee: **Thync Global, Inc.**, Los Gatos, CA (US)

FIG. 1 is a front perspective view of an electrode assembly for a wearable transdermal and transcranial neurostimulator
FIG. 2 is a front view of FIG. 1.
FIG. 3 is a bottom view of FIG. 1.
FIG. 4 is a back view of FIG. 1.
FIG. 5 is a right view of FIG. 1.
FIG. 6 is a left view of FIG. 1.
FIG. 7 is an alternative front perspective view of FIG. 1, worn on a subject's head.
FIG. 8 an alternative back perspective view of FIG. 1, worn on a subject's head.
FIG. 9 is a front three dimensional view of an electrode assembly for a wearable transdermal and transcranial neurostimulator.
FIG. 10 is a front view of FIG. 9.
FIG. 11 is a bottom view of FIG. 9.
FIG. 12 is a back view of FIG. 9.
FIG. 13 is a right view of FIG. 9.
FIG. 14 is a left view of FIG. 9; and,
FIG. 15 is an alternative front perspective view of FIG. 9, worn on a subject's head.

(**) Term: **15 Years**

(21) Appl. No.: **29/527,368**

(22) Filed: **May 18, 2015**

(51) **LOC (10) Cl.** **24-01**

(52) **U.S. Cl.**
USPC **D24/187**

(58) **Field of Classification Search**
USPC D24/186-187, 168, 200
(Continued)

(56) **References Cited**

U.S. PATENT DOCUMENTS

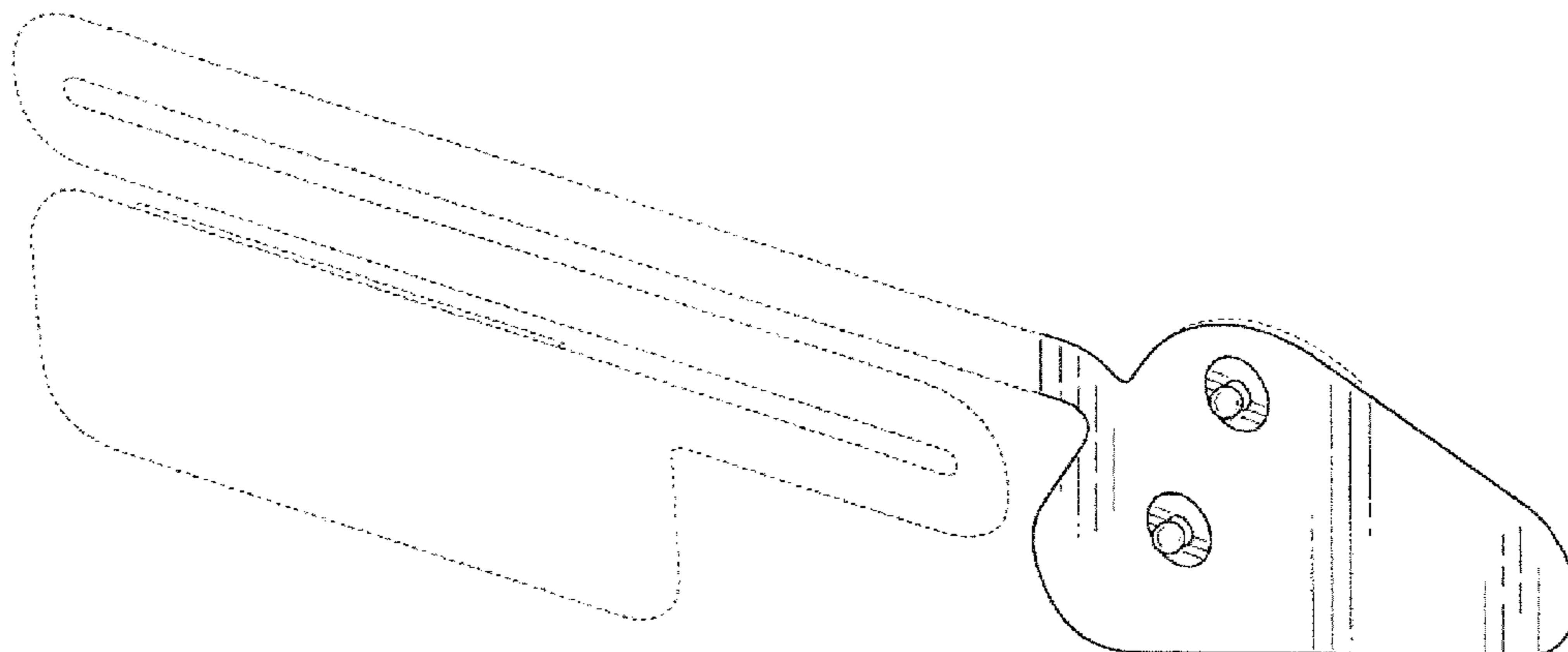
6,117,077 A 9/2000 Del Mar et al.
D587,375 S 2/2009 Mao et al.
(Continued)

OTHER PUBLICATIONS

Goldwasser et al; Design U.S. Appl. No. 29/506,687 entitled "Wearable neurosignaler," filed Oct. 17, 2014.
(Continued)

Top views are not shown because they symmetric to the bottom views of FIGS. 3 and 11. The broken lines on or connected to the electrode assembly for a wearable transdermal and transcranial neurostimulator in FIGS. 1-15, are directed to environment. The broken lines within the claimed design in FIGS. 5 and 13 that depict circular, oval and square shapes represent portions of the electrode assembly for a wearable transdermal and transcranial neurostimulator that form no part of the claimed invention. None of the broken lines form a part of the claimed design.

1 Claim, 12 Drawing Sheets



(58) **Field of Classification Search**

CPC ... A61B 5/0478; A61B 5/0492; A61B 5/6803;
A61B 5/6814; A61N 1/04; A61N 1/0404;
A61N 1/0424; A61N 1/0456; A61N
1/0476; A61N 1/0484; A61N 1/0492;
A61N 1/0526; A61N 1/36014; A61N
1/36017

See application file for complete search history.

(56) **References Cited**

U.S. PATENT DOCUMENTS

D715,446 S 10/2014 Lee et al.
8,903,494 B2 * 12/2014 Goldwasser A61N 1/0456
607/139
D730,761 S 6/2015 Spaeth et al.
9,333,334 B2 * 5/2016 Jeffery A61N 1/0492
2008/0139953 A1 6/2008 Baker et al.

2015/0088224 A1* 3/2015 Goldwasser A61N 1/0456
607/45
2015/0238762 A1* 8/2015 Pal A61N 1/0476
607/45
2015/0335876 A1* 11/2015 Jeffery A61N 1/04
607/139

OTHER PUBLICATIONS

Morenstein et al.; Design U.S. Appl. No. 29/508,490 entitled
“Electrode assembly for transdermal and transcranial stimulation,”
filed Nov. 6, 2014.
Goldwasser et al.; Design U.S. Appl. No. 29/513,747 entitled
“Wearable neuromodulator” filed Jan. 5, 2015.
Goldwasser et al.; Design U.S. Appl. No. 29/513,764 entitled
“Electrode assembly for transdermal and transcranial stimulation,”
filed Jan. 5, 2015.
Morenstein et al.; Design U.S. Appl. No.29/517,629 entitled “Elec-
trode assembly for transdermal and transcranial stimulation,” filed
Feb. 13, 2015.

* cited by examiner

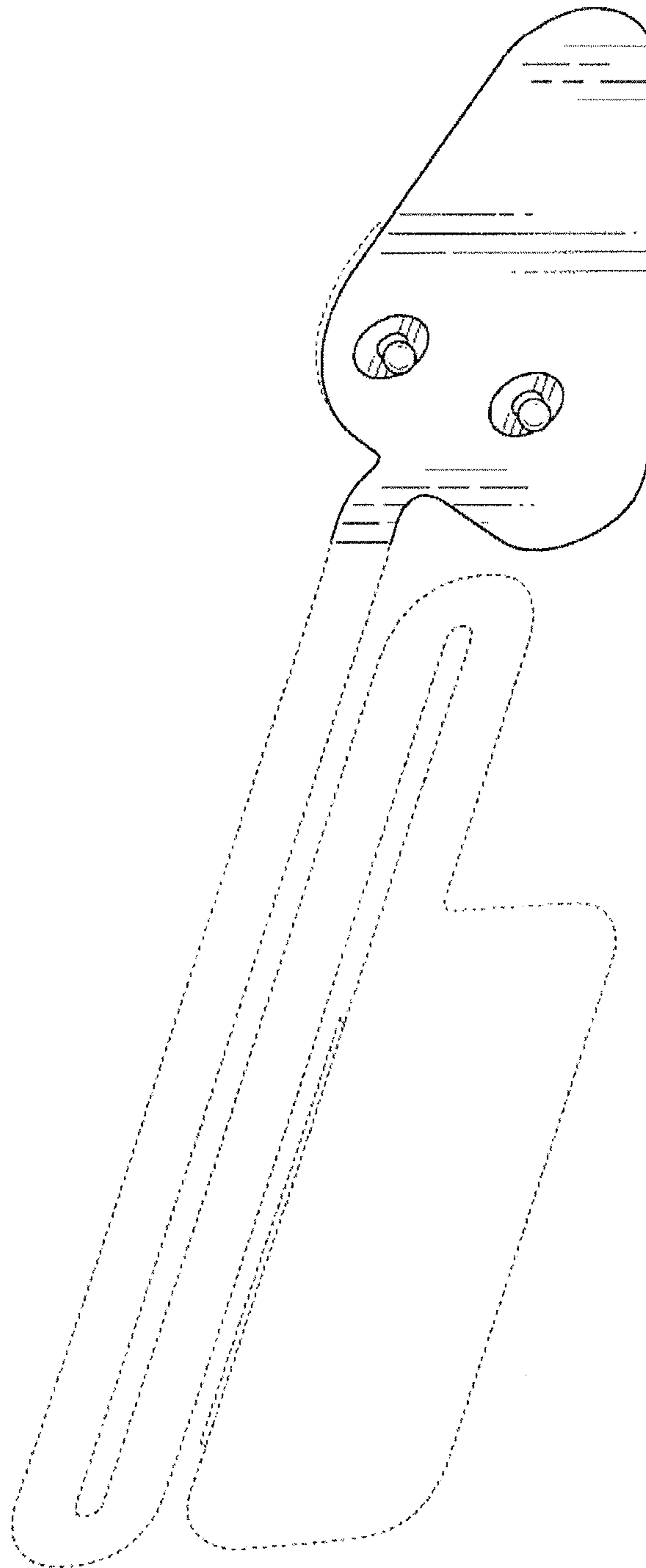


FIG. 1

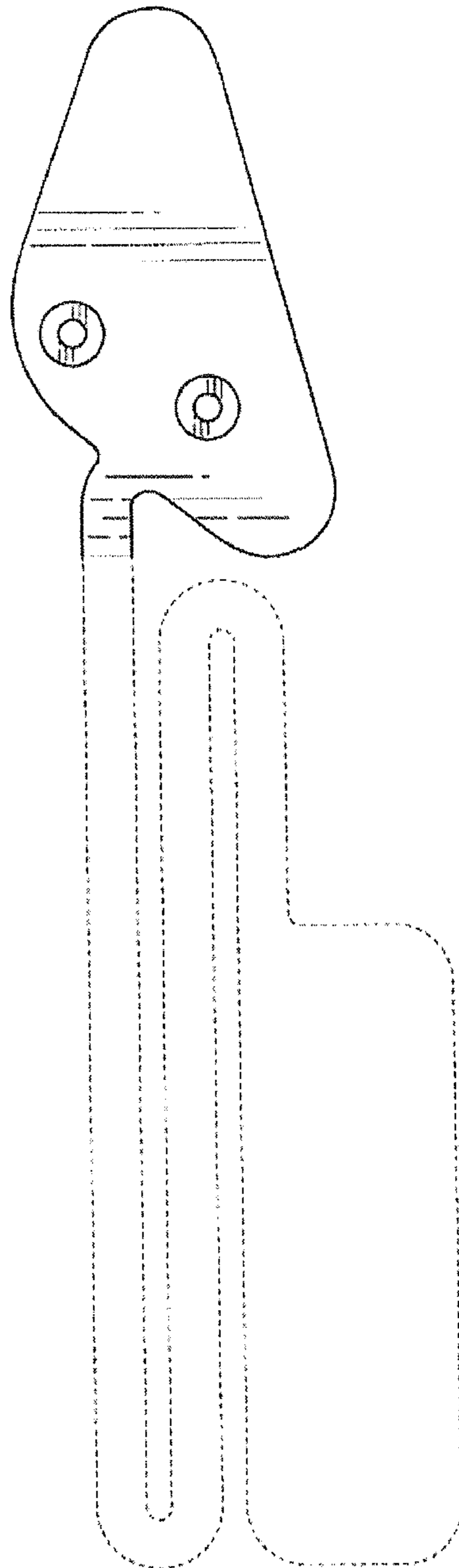


FIG. 2



FIG. 3

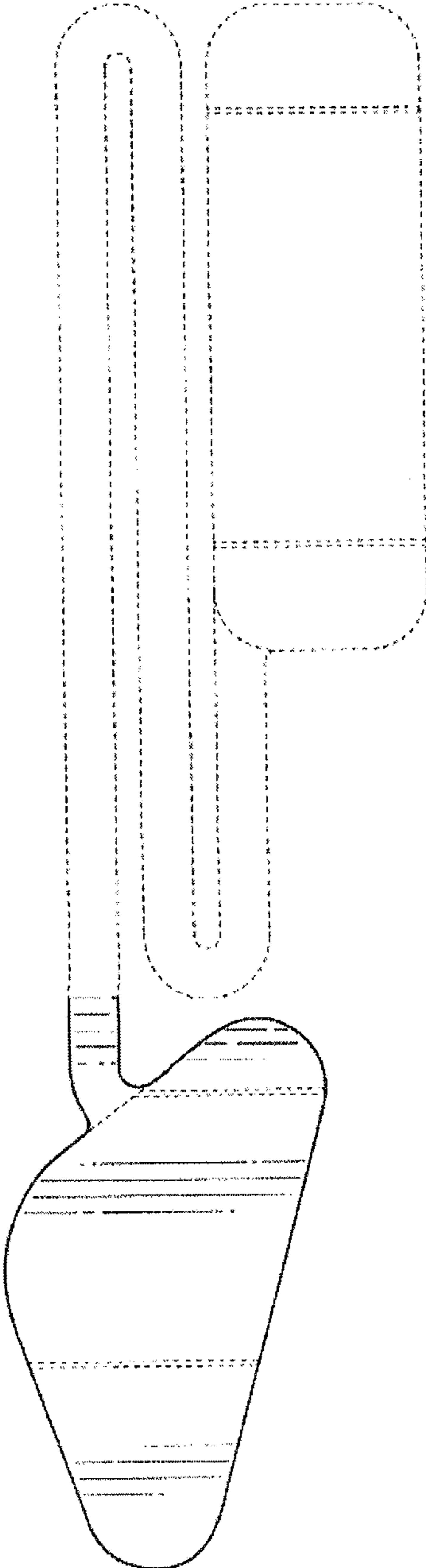


FIG. 4

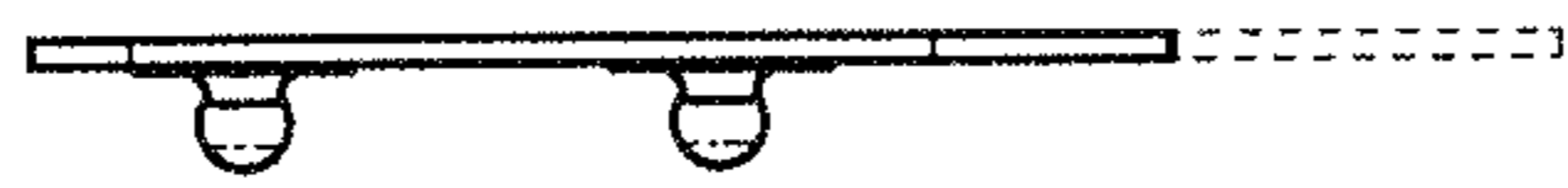


FIG. 6



FIG. 5

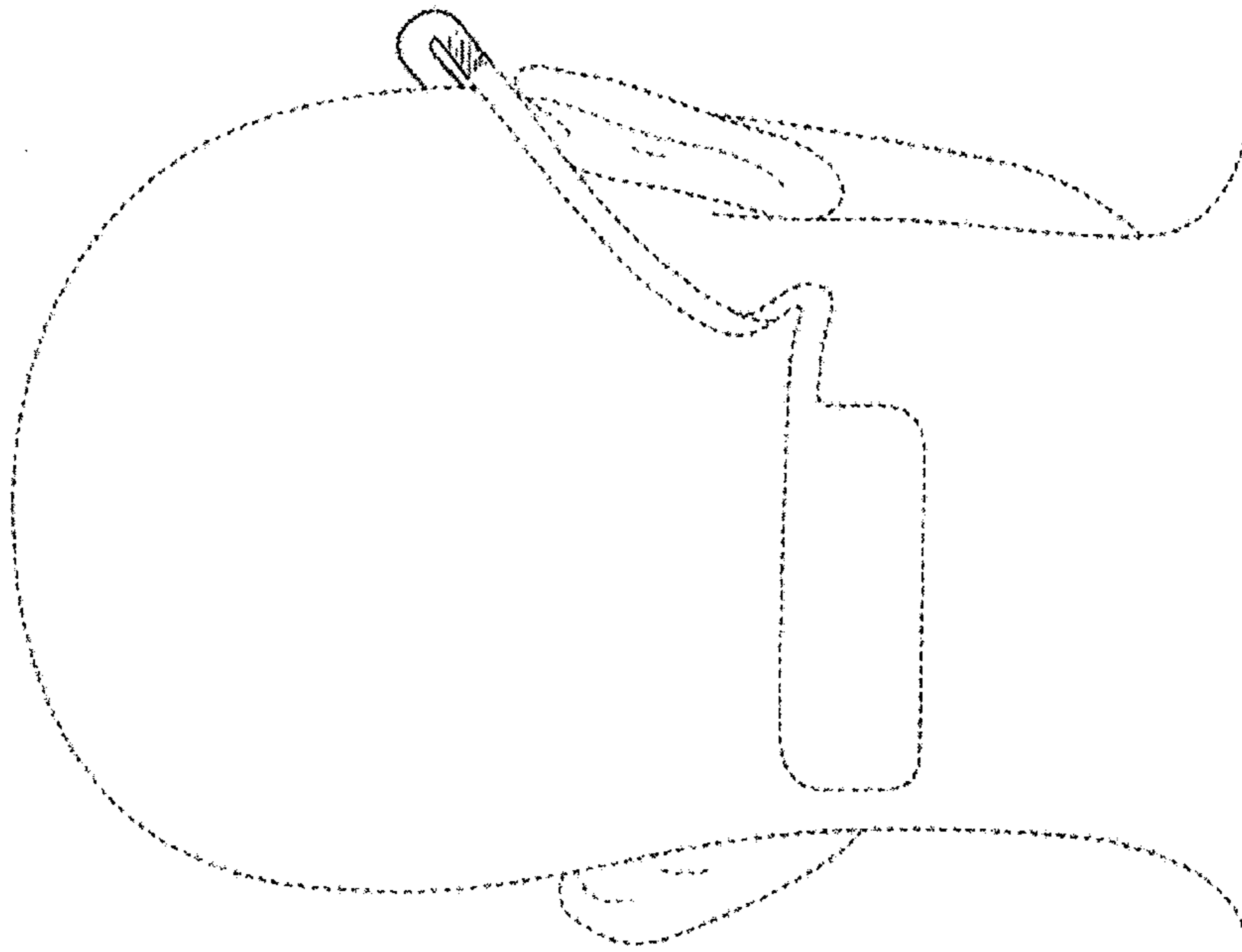


FIG. 8

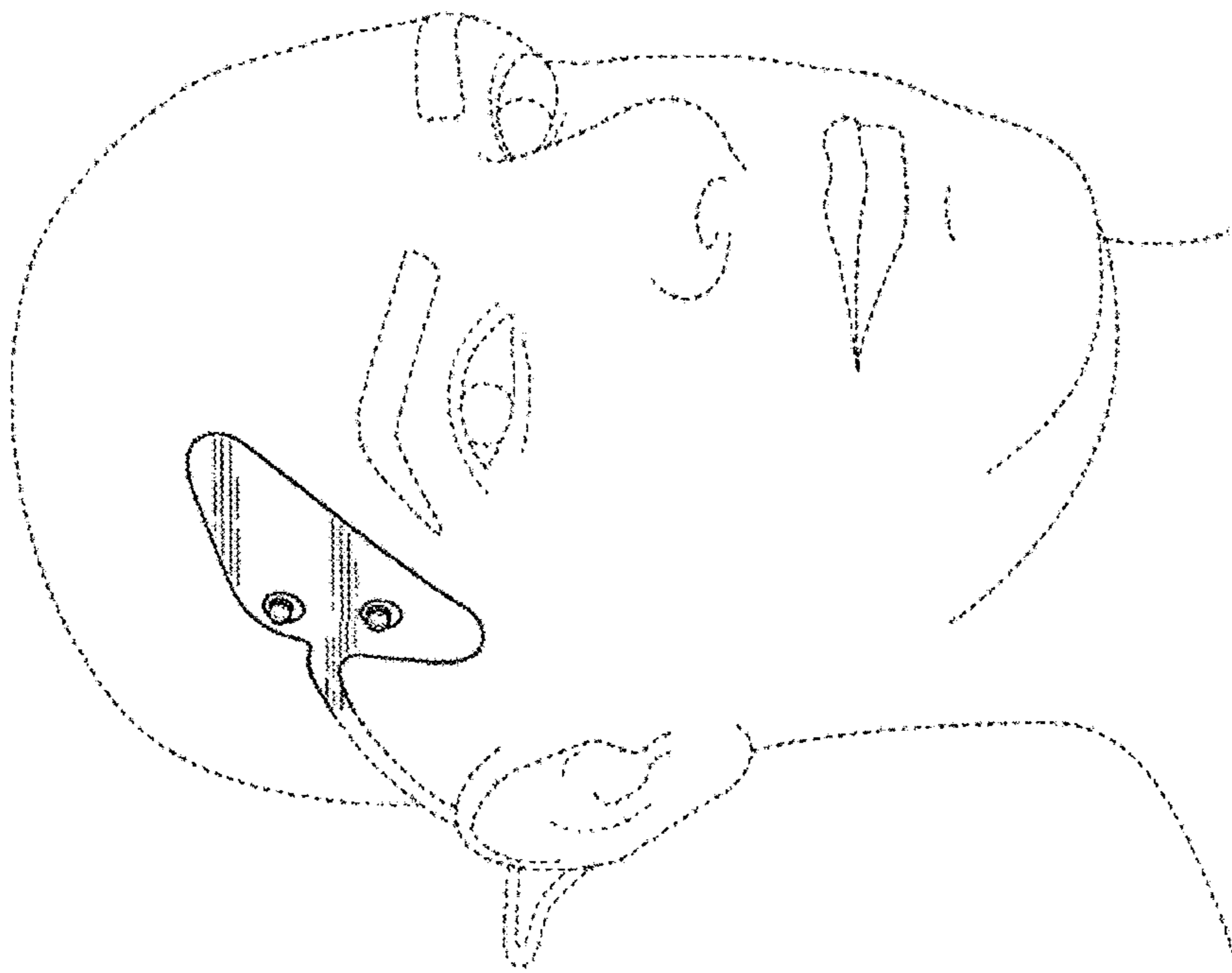


FIG. 7

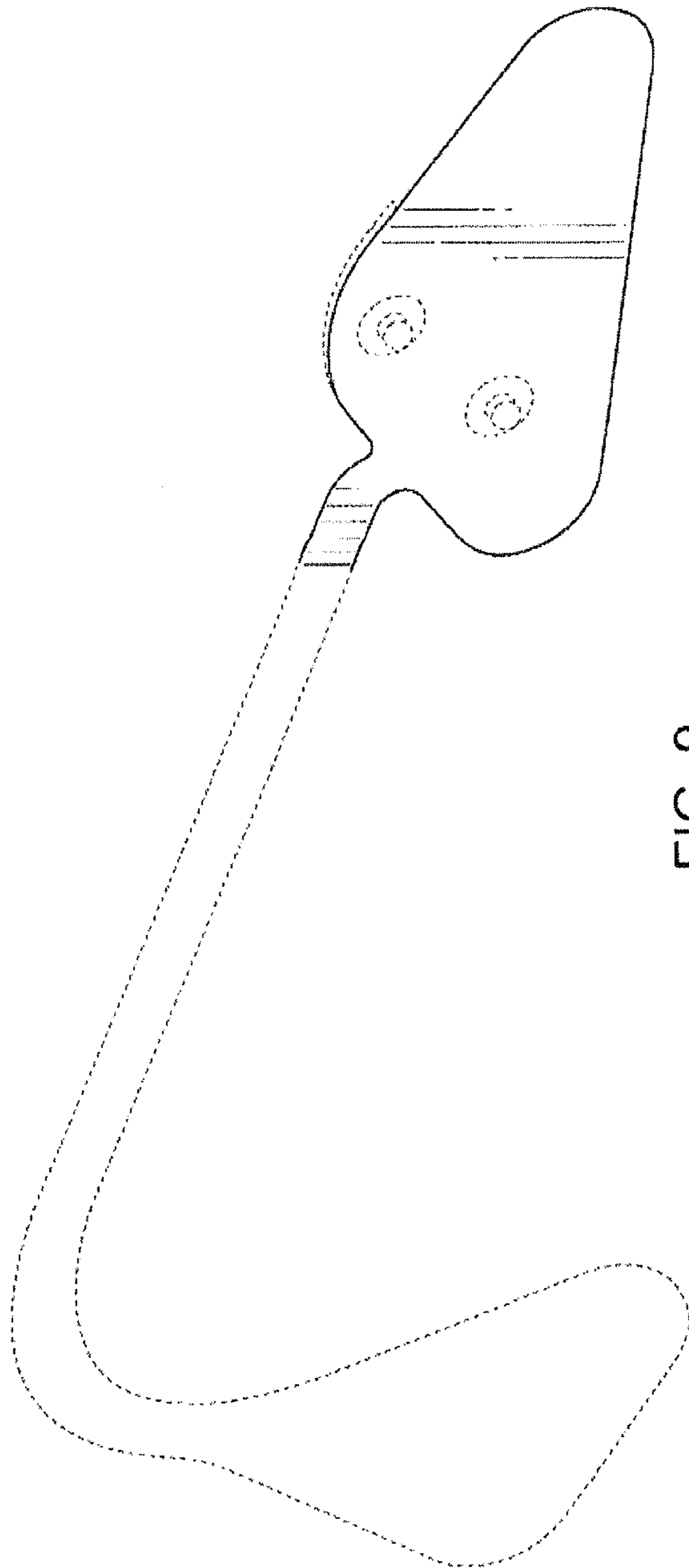


FIG. 9

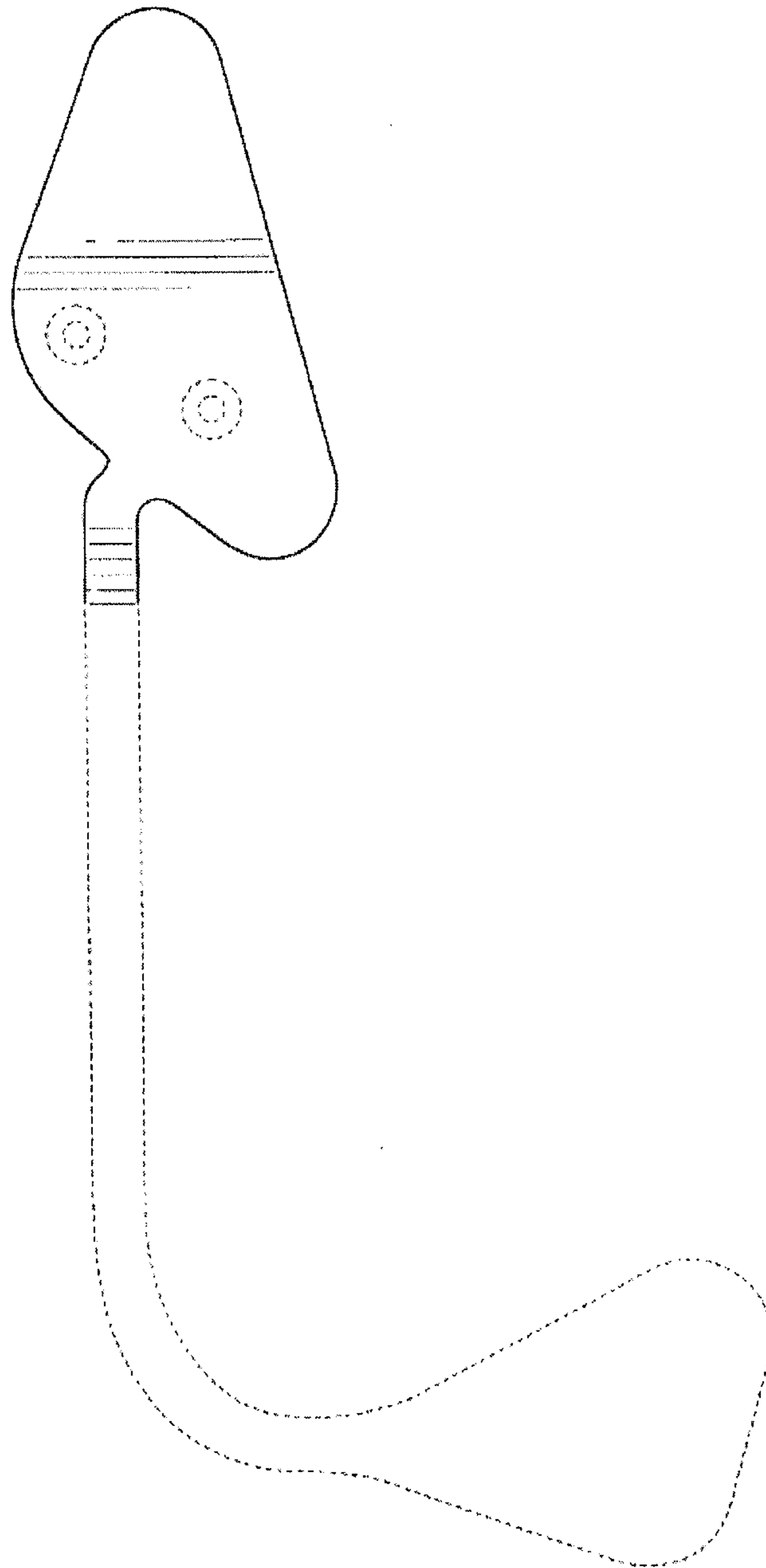


FIG. 10



FIG. 11

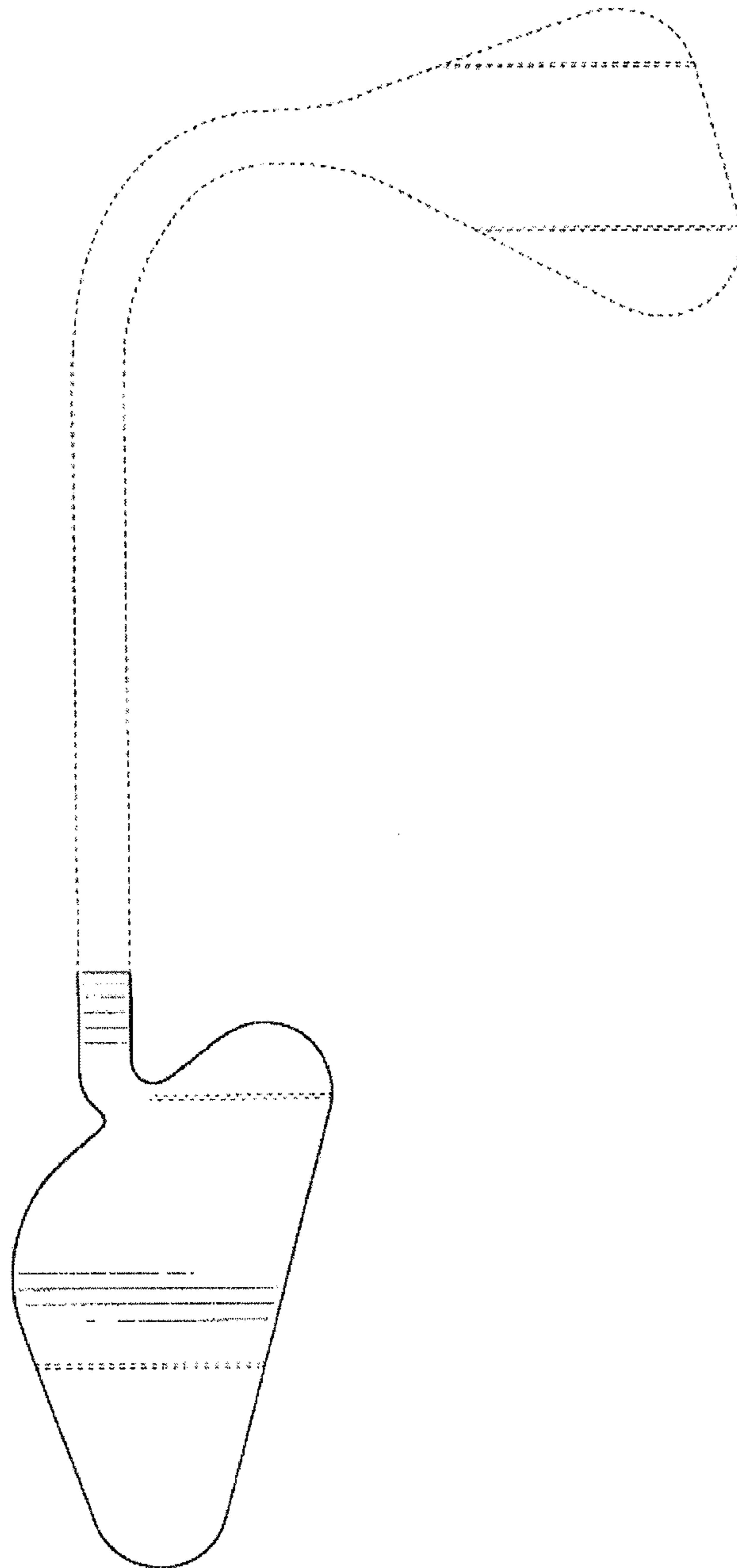


FIG. 12




FIG. 14

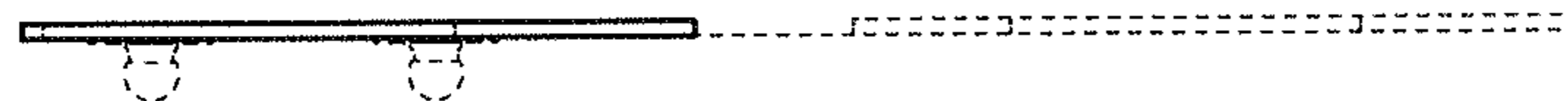


FIG. 13

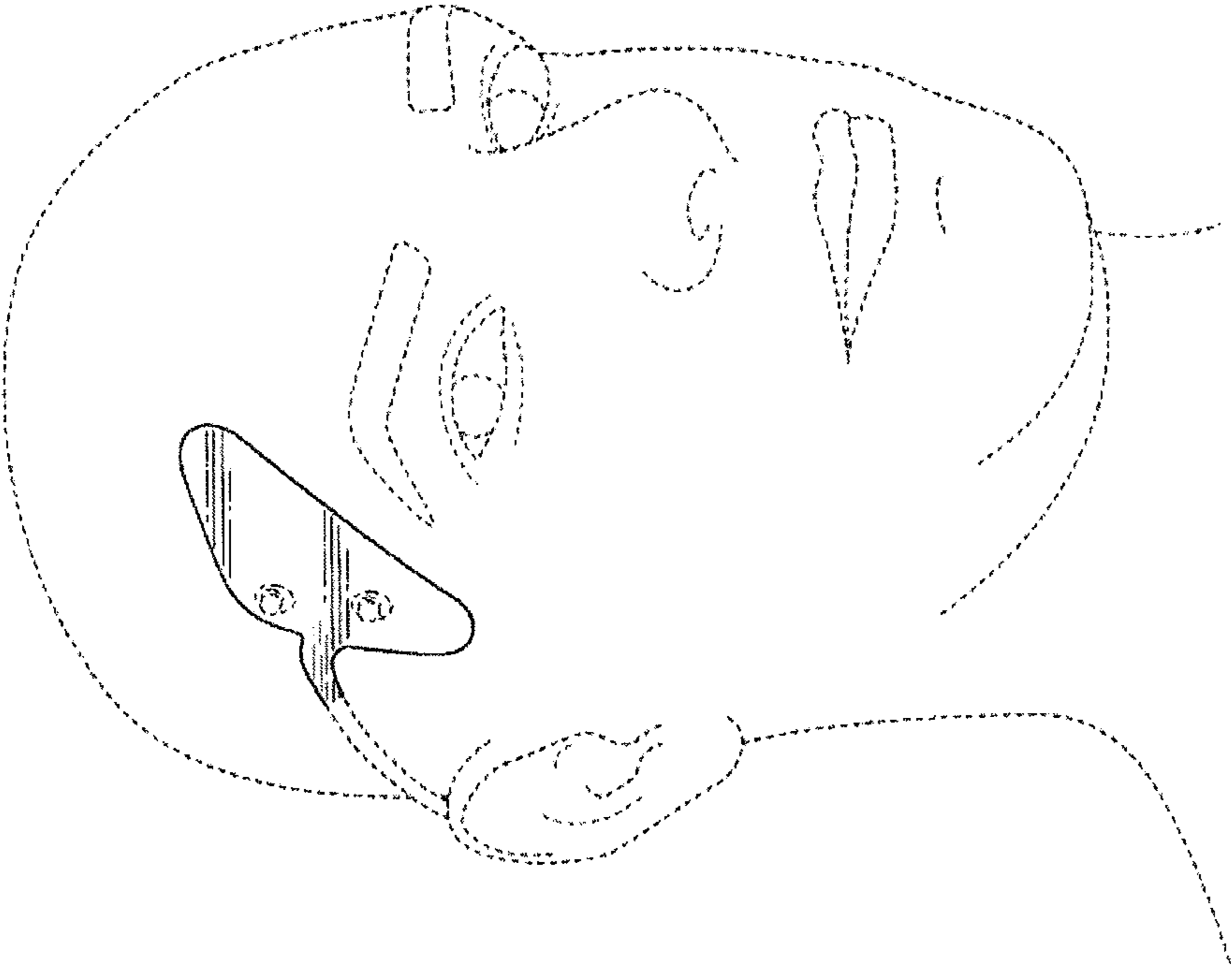


FIG. 15