



US00D787680S

(12) **United States Design Patent** (10) **Patent No.:** **US D787,680 S**
Donohue (45) **Date of Patent:** **** May 23, 2017**

(54) **GLUCOSE MONITOR AND LANCET COMBINATION**
(71) Applicant: **Maureen Donohue**, Alabaster, AL (US)
(72) Inventor: **Maureen Donohue**, Alabaster, AL (US)
(**) Term: **15 Years**
(21) Appl. No.: **29/530,694**
(22) Filed: **Jun. 18, 2015**
(51) **LOC (10) Cl.** **24-01**
(52) **U.S. Cl.**
USPC **D24/169**
(58) **Field of Classification Search**
USPC D24/216, 223, 231, 232, 107, 169, 186,
D24/146, 147; D10/46, 75, 81
CPC G01N 33/66; G01N 33/49; G01N 33/493;
A61B 5/14532; A61B 5/1411; A61B
5/150022; A61B 5/15113
See application file for complete search history.

8,366,729 B2 * 2/2013 Levaughn A61B 5/1411
606/181
8,454,533 B2 * 6/2013 Faulkner A61B 5/1411
600/583
2002/0198444 A1 * 12/2002 Uchigaki A61B 5/1411
600/345
2005/0149090 A1 7/2005 Morita et al.
2010/0198107 A1 * 8/2010 Groll A61B 5/1411
600/583

* cited by examiner

Primary Examiner — Anhdao Doan

(57) **CLAIM**

The ornamental design for a glucose monitor and lancet combination, as shown and described.

DESCRIPTION

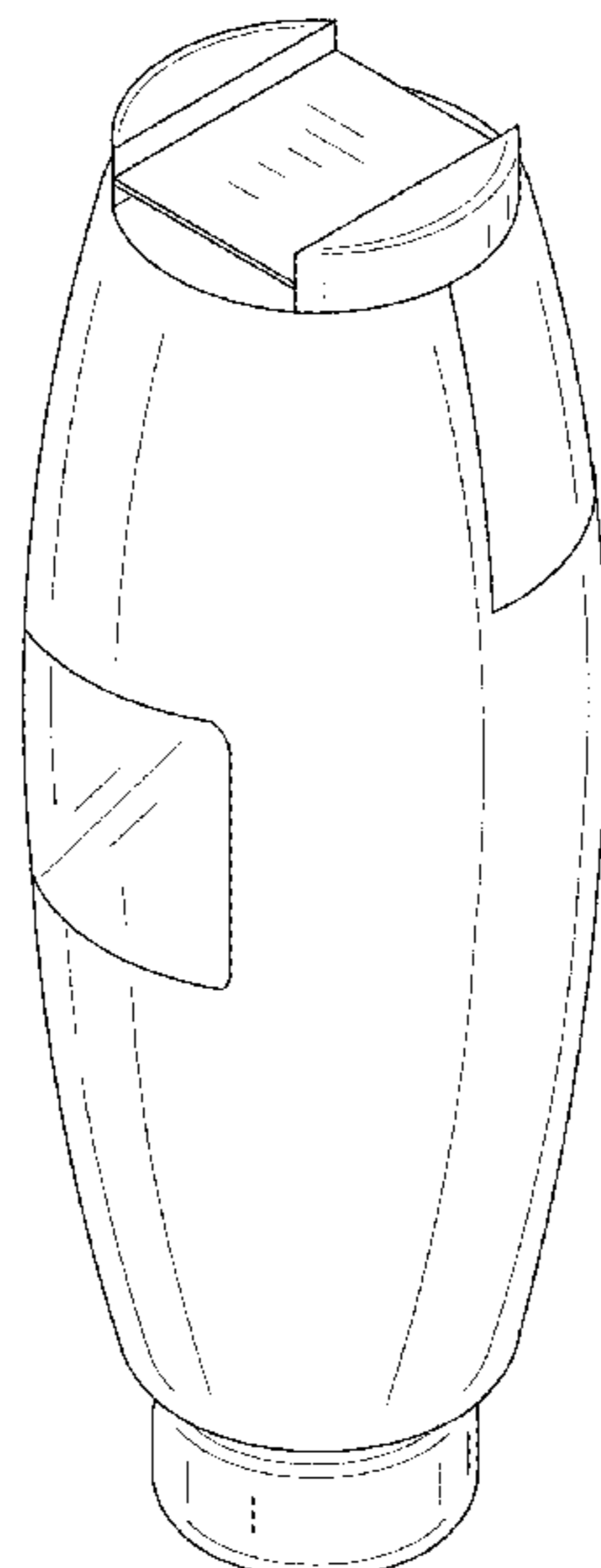
FIG. 1 is a front view of a glucose monitor and lancet combination showing my new design; FIG. 2 is a left side view of the glucose monitor and lancet combination, a right side view being a mirror image thereof; FIG. 3 is a rear view of the glucose monitor and lancet combination; FIG. 4 is a top view of the glucose monitor and lancet combination; FIG. 5 is a bottom view of the glucose monitor and lancet combination; FIG. 6 is a top front side perspective view of the glucose monitor and lancet combination; and, FIG. 7 is a top rear side perspective view of the glucose monitor and lancet combination. The unshaded top surface under the strip extending between the projections as shown in FIGS. 4, 6, and 7 forms no part of the claimed design. The dash-dot-dash lines in FIG. 5 represent the bounds of the claim and form no part of the claimed design.

1 Claim, 6 Drawing Sheets

(56) **References Cited**

U.S. PATENT DOCUMENTS

D418,602 S * 1/2000 Prokop D24/169
D427,312 S * 6/2000 Douglas D24/169
D429,527 S 8/2000 Bolam et al.
D530,424 S * 10/2006 Manser D10/81
D545,436 S 6/2007 Padain
D545,439 S * 6/2007 Draudt D24/186
7,247,144 B2 7/2007 Douglas et al.
7,303,726 B2 12/2007 McAllister et al.
7,378,007 B2 5/2008 Moerman et al.
D586,465 S * 2/2009 Faulkner D24/146
D586,916 S * 2/2009 Faulkner D24/146
7,572,237 B2 8/2009 Saikley et al.
D608,005 S 1/2010 Oohashi
7,727,167 B2 6/2010 Fowler et al.
D626,651 S * 11/2010 Brauer D24/169
8,357,107 B2 1/2013 Draudt et al.



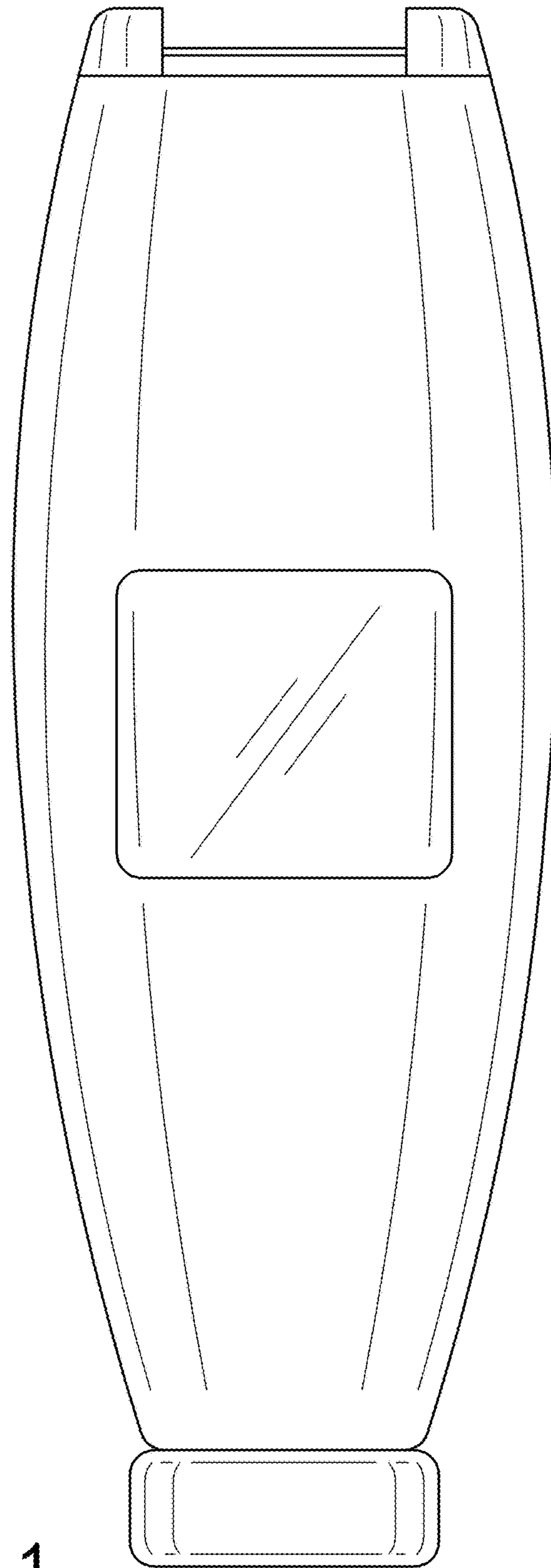


FIG. 1

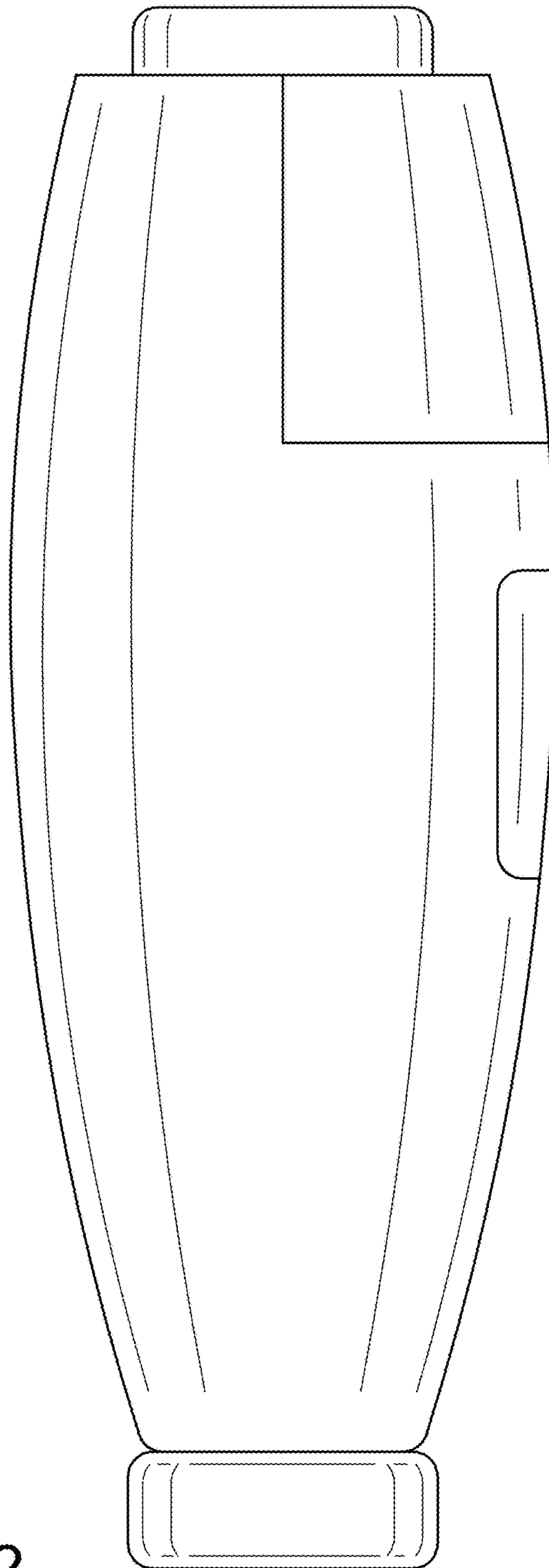


FIG. 2

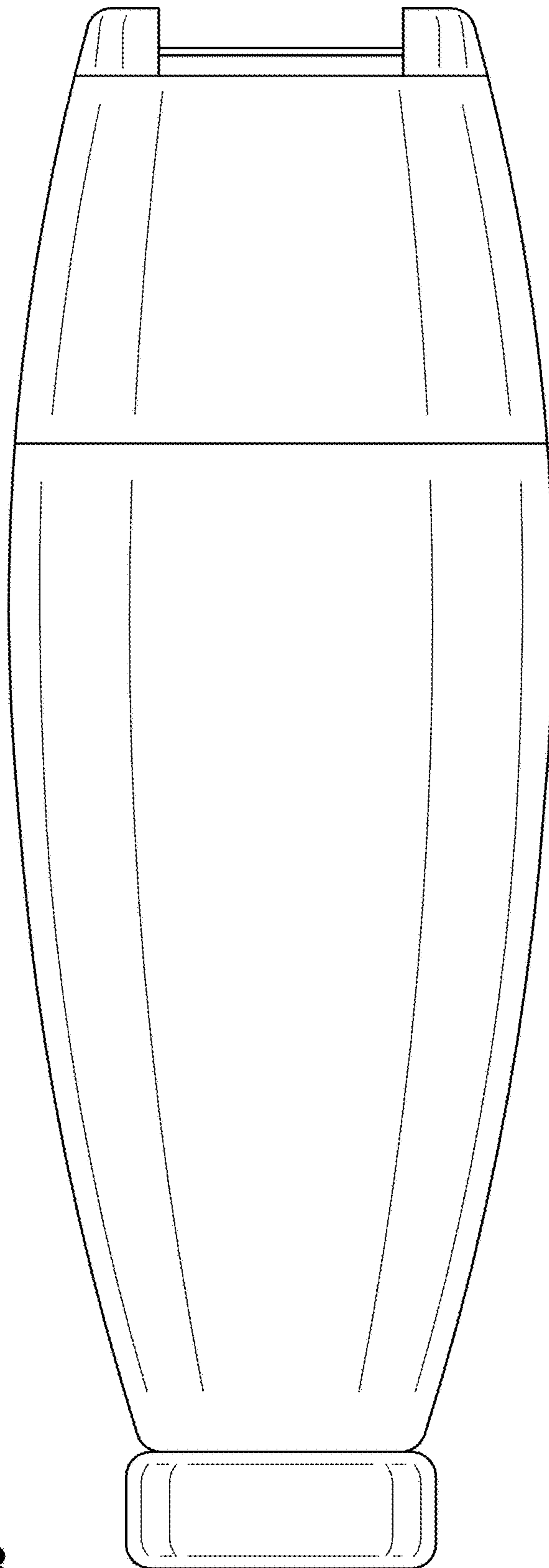


FIG. 3

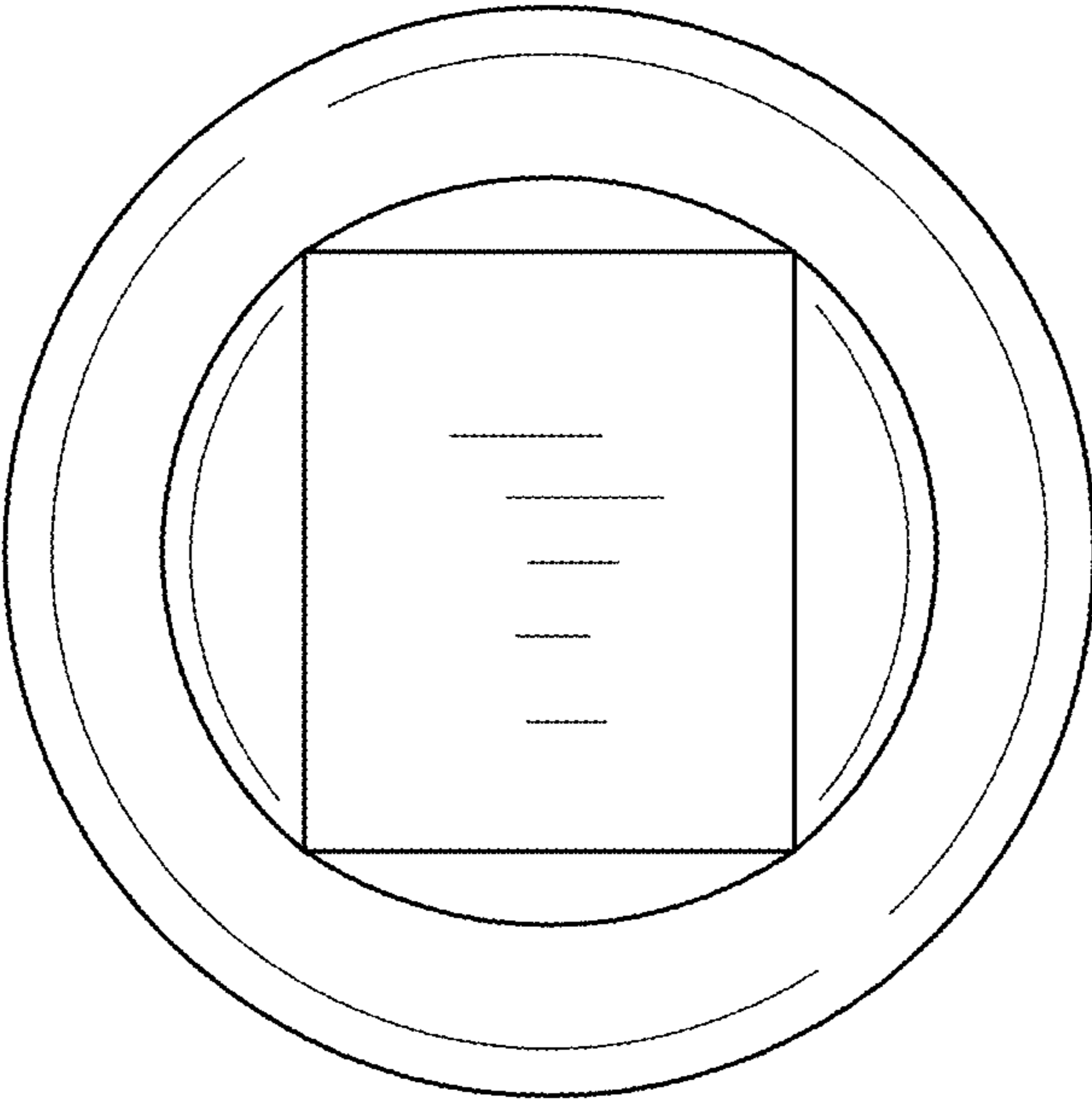


FIG. 4

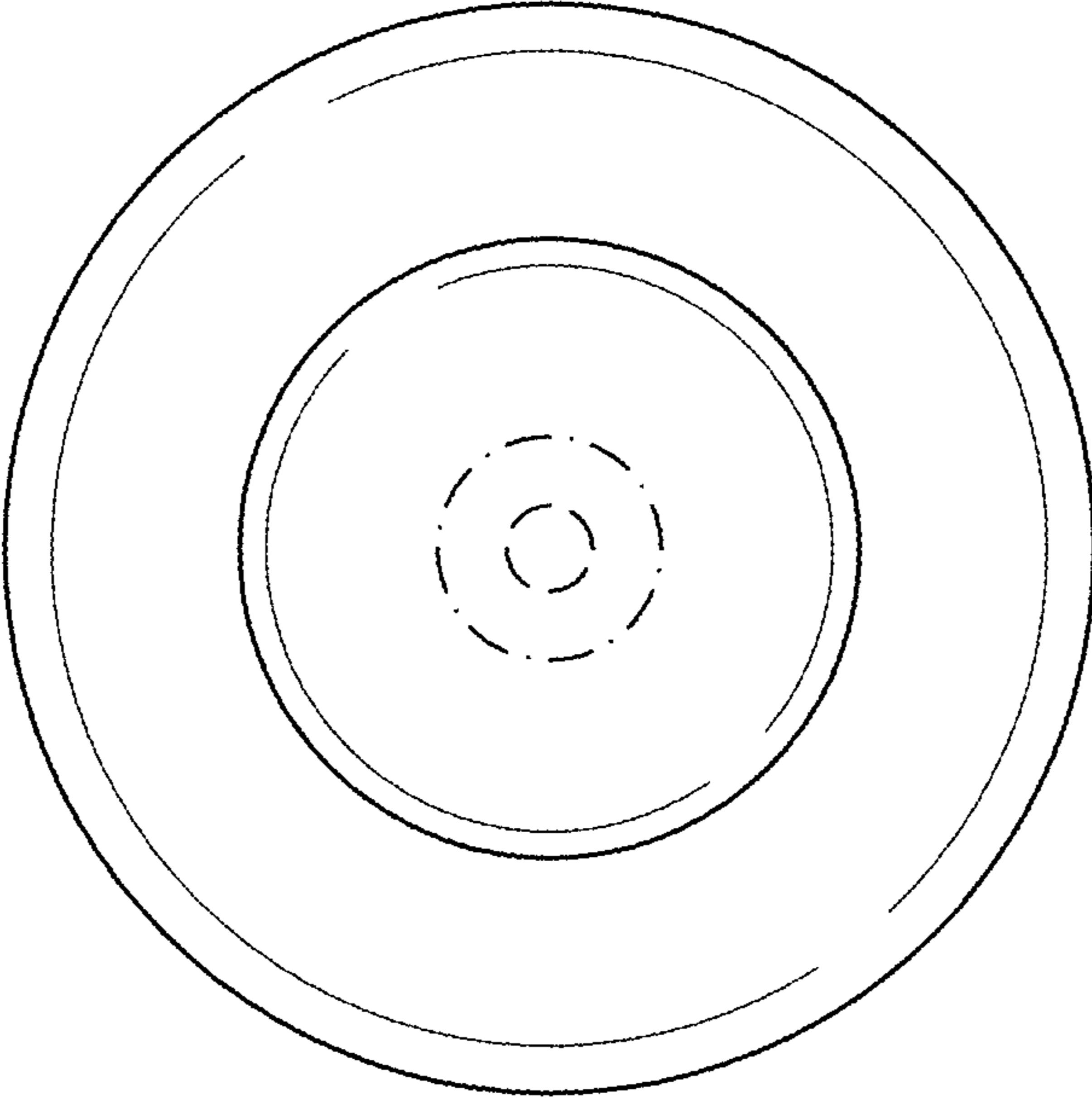


FIG. 5

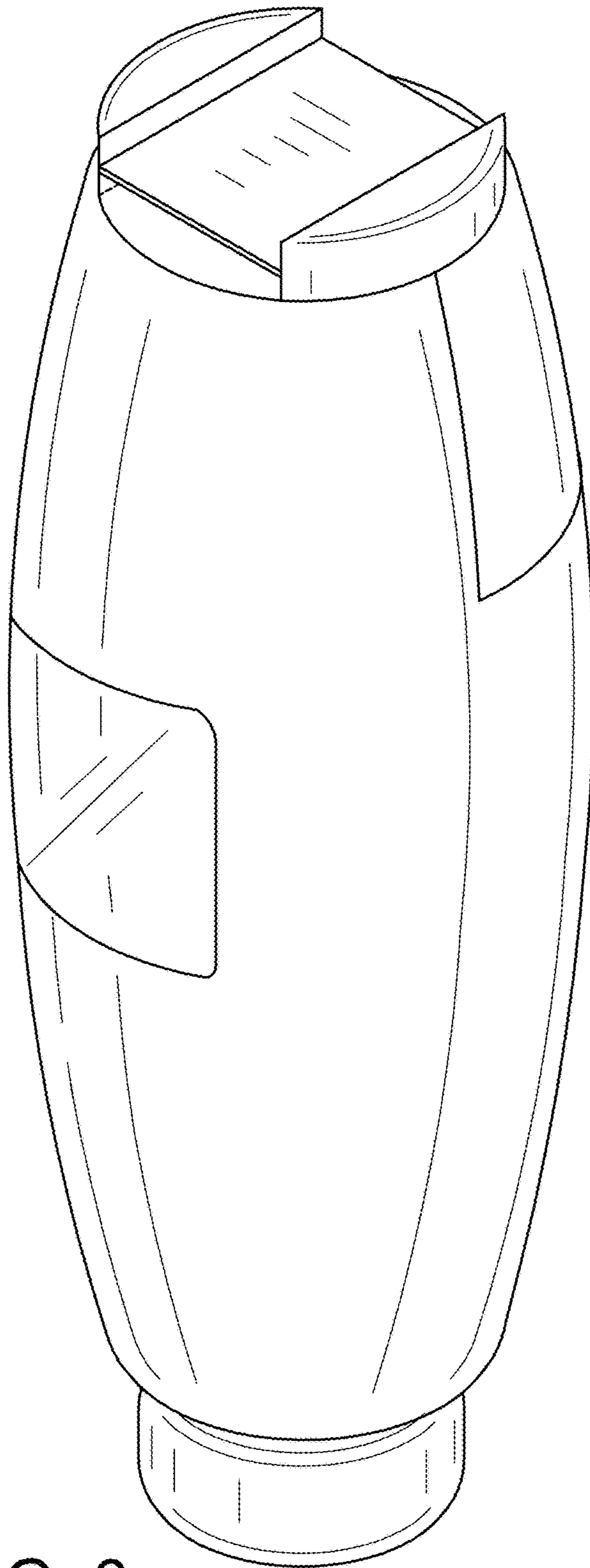


FIG. 6

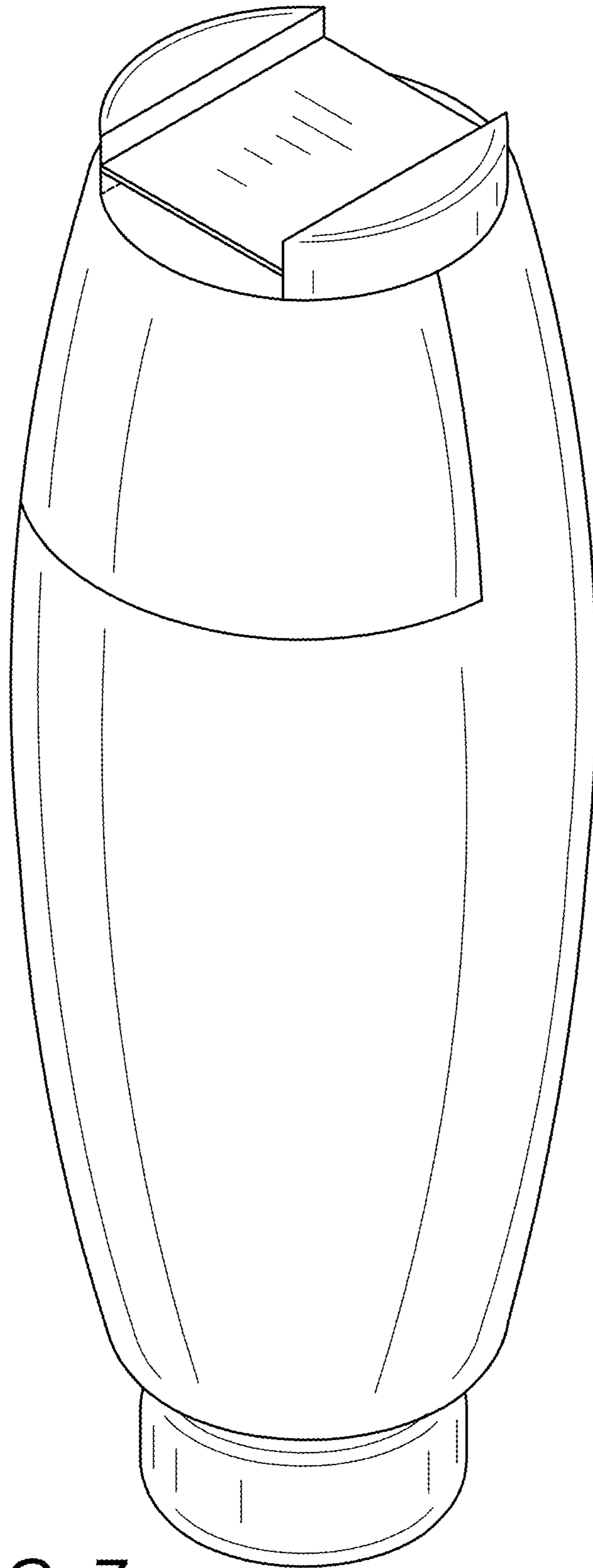


FIG. 7