



US00D787653S

(12) **United States Design Patent**
Portilla

(10) **Patent No.:** **US D787,653 S**

(45) **Date of Patent:** **** May 23, 2017**

(54) **GRAB BAR HAVING DECORATIVE SURFACE**

(71) Applicant: **Maria Portilla**, Coral Springs, FL (US)

(72) Inventor: **Maria Portilla**, Coral Springs, FL (US)

(**) Term: **15 Years**

(21) Appl. No.: **29/578,187**

(22) Filed: **Sep. 19, 2016**

Related U.S. Application Data

(62) Division of application No. 29/523,103, filed on Apr. 7, 2015, now Pat. No. Des. 767,106, which is a division of application No. 29/501,080, filed on Sep. 1, 2014, now Pat. No. Des. 727,483, which is a division of application No. 29/483,392, filed on Feb. 27, 2014, now Pat. No. Des. 712,527, which is a division of application No. 29/464,565, filed on Aug. 19, 2013, now Pat. No. Des. 700,687.

(51) **LOC (10) Cl.** **23-02**

(52) **U.S. Cl.**
USPC **D23/304**

(58) **Field of Classification Search**
USPC D23/275, 280.2, 303-305; D21/617;
D6/548-549; D8/303, 305, 315-316
CPC A47K 3/003; A47K 17/022
See application file for complete search history.

(56) **References Cited**

U.S. PATENT DOCUMENTS

D52,151 S * 7/1918 Stean D21/657
2,269,420 A * 1/1942 Anderson A47K 3/003
4/577.1
D293,011 S * 12/1987 Wolfe D21/618
D316,434 S * 4/1991 Stephensen D21/618
D371,808 S * 7/1996 Gilbert D21/300
6,131,213 A * 10/2000 Sarff A47K 17/024
211/105.1

D442,845 S * 5/2001 Iacovelli D21/657
D536,597 S * 2/2007 Berlovan D8/315
D551,504 S * 9/2007 Eubank D7/516
D586,199 S * 2/2009 Gifford D8/315
D627,605 S * 11/2010 Eubank D7/516
D630,768 S * 1/2011 Witiak D25/41.1
D637,700 S * 5/2011 Antonello D23/304
D688,357 S * 8/2013 Portilla D23/304
D689,172 S * 9/2013 Portilla D23/304
D698,907 S * 2/2014 Portilla D23/304
D700,687 S * 3/2014 Portilla D23/304
D700,688 S * 3/2014 Portilla D23/304
D709,600 S * 7/2014 Portilla D23/304
D712,526 S * 9/2014 Portilla D23/304

(Continued)

Primary Examiner — Robert Delehanty

(74) *Attorney, Agent, or Firm* — Nancy J. Flint, Esq.;
Nancy J. Flint, Attorney At Law, P.A.

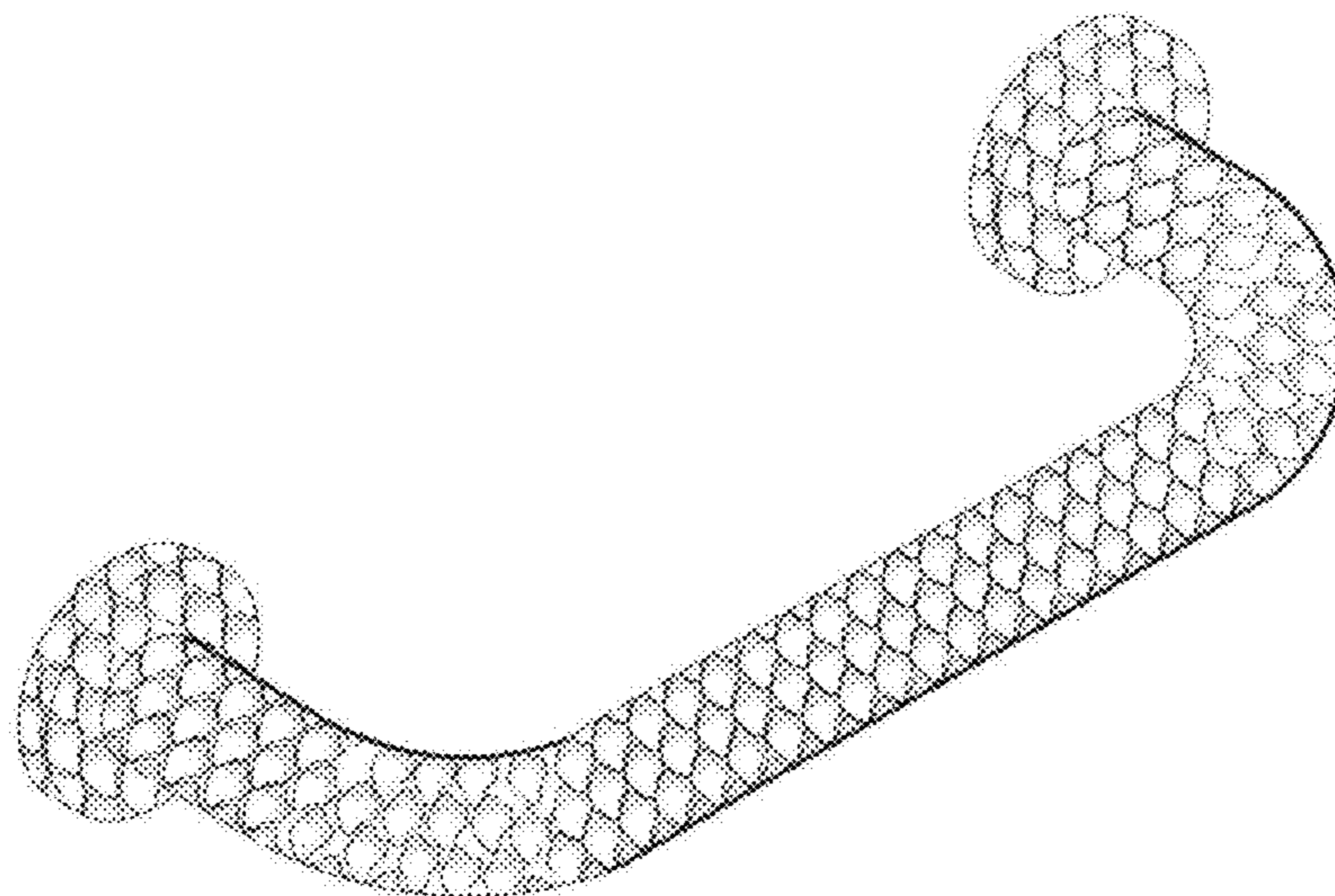
(57) **CLAIM**

The ornamental design for a grab bar having a decorative surface, as shown and described.

DESCRIPTION

FIG. 1 is a front perspective view of a first embodiment of a grab bar having a decorative surface showing my new design;
FIG. 2 is a top view of a first embodiment of a grab bar having a decorative surface;
FIG. 3 is a front view of a first embodiment of a grab bar having a decorative surface;
FIG. 4 is a right side view of a first embodiment of a grab bar having a decorative surface; and,
FIG. 5 is a bottom view of a first embodiment of a grab bar having a decorative surface.
Left side views not shown are mirror images of right side views. Any broken lines illustrative of environmental structure in the drawings are not part of the design sought to be patented.

1 Claim, 2 Drawing Sheets



(56)

References Cited

U.S. PATENT DOCUMENTS

D712,527 S	*	9/2014	Portilla	D23/304
D726,891 S	*	4/2015	Portilla	D23/304
D727,483 S	*	4/2015	Portilla	D23/304
D766,407 S	*	9/2016	Portilla	D23/304
D767,106 S	*	9/2016	Portilla	D23/304

* cited by examiner

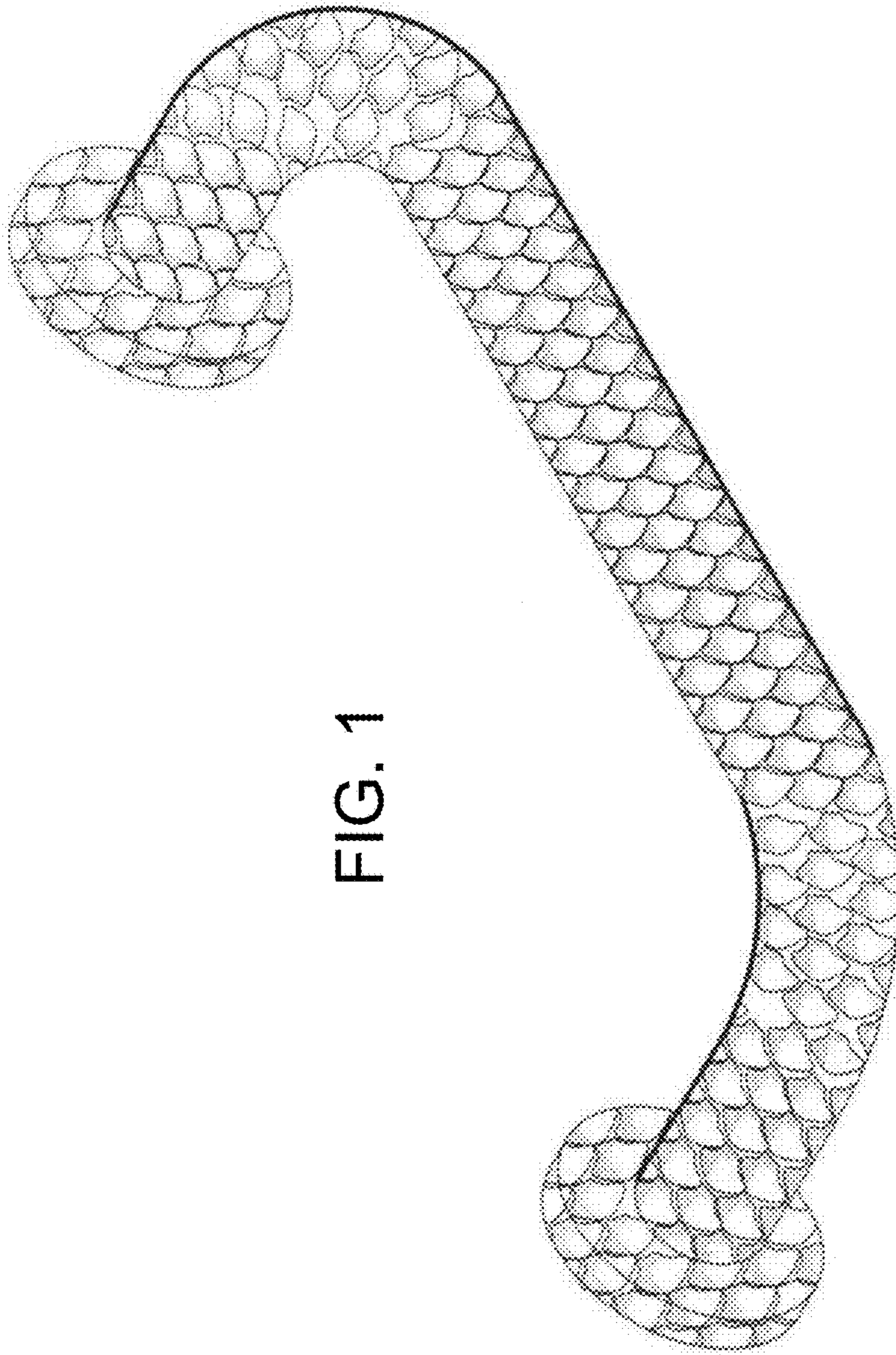


FIG. 1




FIG. 2

FIG. 3

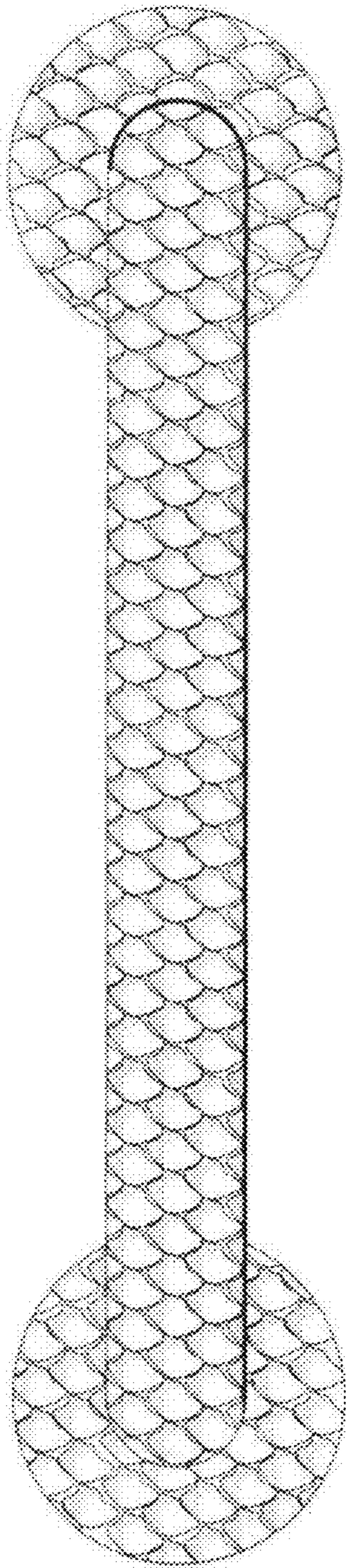


FIG. 4

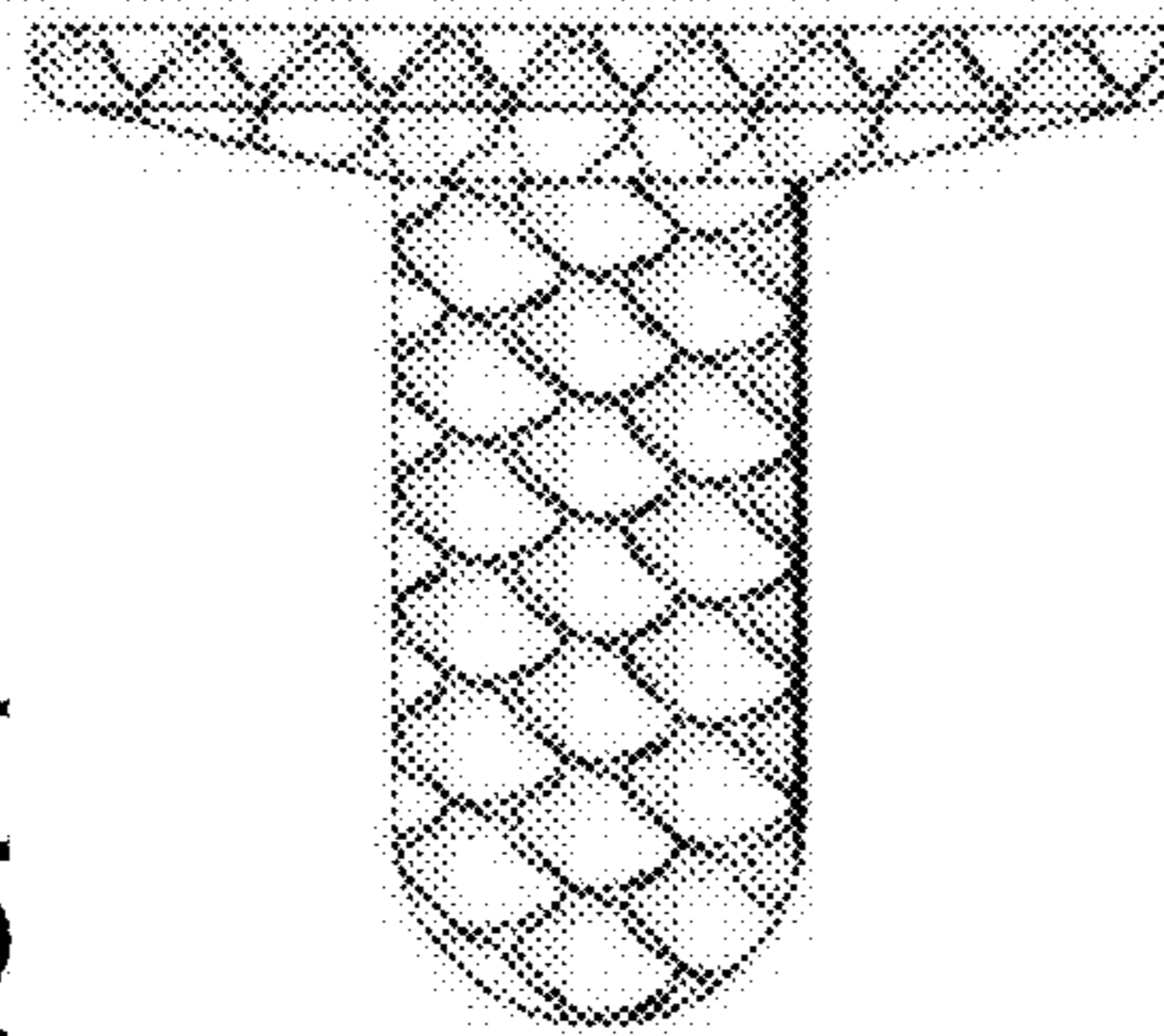


FIG. 5

