



US00D787634S

(12) **United States Design Patent** (10) **Patent No.:** **US D787,634 S**  
**Eads** (45) **Date of Patent:** **\*\* May 23, 2017**

(54) **HANSHOWER**  
(71) Applicant: **DELTA FAUCET COMPANY,**  
Indianapolis, IN (US)  
(72) Inventor: **Thad Eads,** North Manchester, IN (US)  
(73) Assignee: **DELTA FAUCET COMPANY,**  
Indianapolis, IN (US)  
(\*\*) Term: **15 Years**

D673,650 S \* 1/2013 Chibitty ..... D23/223  
D674,039 S \* 1/2013 Chibitty ..... D23/213  
D701,941 S \* 4/2014 Andrew ..... D23/213  
D731,026 S \* 6/2015 Bahler ..... D23/223  
9,470,334 B2 \* 10/2016 Zhou ..... F16K 31/44  
2009/0206180 A1 \* 8/2009 Wilson ..... B05B 1/1672  
239/525  
2013/0062439 A1 \* 3/2013 Zhou ..... B05B 1/18  
239/569  
2013/0126642 A1 \* 5/2013 Honda ..... B05B 1/18  
239/548  
2013/0161549 A1 \* 6/2013 Zhou ..... B05B 1/18  
251/213  
2016/0184840 A1 \* 6/2016 Yu ..... B05B 1/1636  
239/447

(21) Appl. No.: **29/551,096**

(22) Filed: **Jan. 11, 2016**

(51) **LOC (10) Cl.** ..... **23-01**

(52) **U.S. Cl.**  
USPC ..... **D23/223**

(58) **Field of Classification Search**  
USPC ..... D23/223, 200, 208, 209, 225, 226, 207,  
D23/213; 219/232, 497; D5/32, 37  
CPC .. B05B 1/18; B05B 1/20; B05B 1/205; B01D  
17/00; B01D 61/025; B01D 635/30; C02F  
1/441; C02F 1/003; A47K 5/06; B67D  
7/0205

See application file for complete search history.

(56) **References Cited**

**U.S. PATENT DOCUMENTS**

D228,908 S \* 10/1973 Juhlin ..... D23/223  
D453,813 S \* 2/2002 Gottwald ..... D23/223  
D495,028 S \* 8/2004 Jorgensen ..... D23/223  
D529,986 S \* 10/2006 Chan ..... D23/213  
D538,395 S \* 3/2007 Starck ..... D23/223  
D578,181 S \* 10/2008 Pan ..... D23/213  
D584,793 S \* 1/2009 Sieger ..... D23/213  
D594,928 S \* 6/2009 Beschi ..... D23/213  
D652,108 S \* 1/2012 Eads ..... D23/223

\* cited by examiner

*Primary Examiner* — Robin V Webster

*Assistant Examiner* — Rachel Voorhies

(74) *Attorney, Agent, or Firm* — Edgar A. Zarins; Nirav D. Parikh

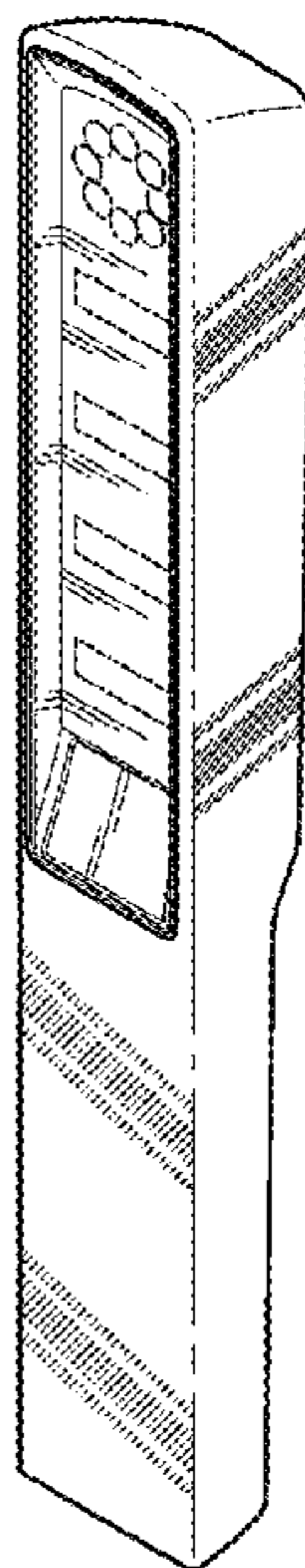
(57) **CLAIM**

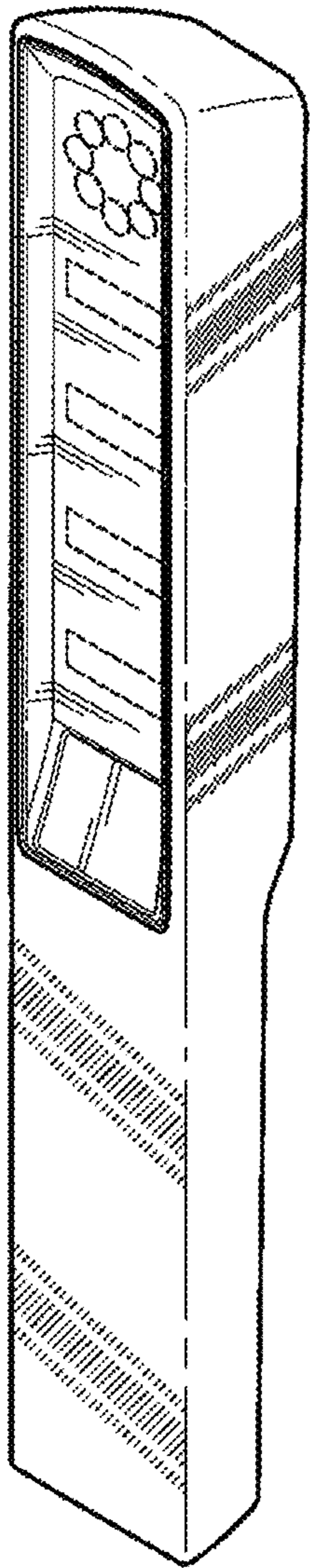
The ornamental design for a handshower, as shown and described.

**DESCRIPTION**

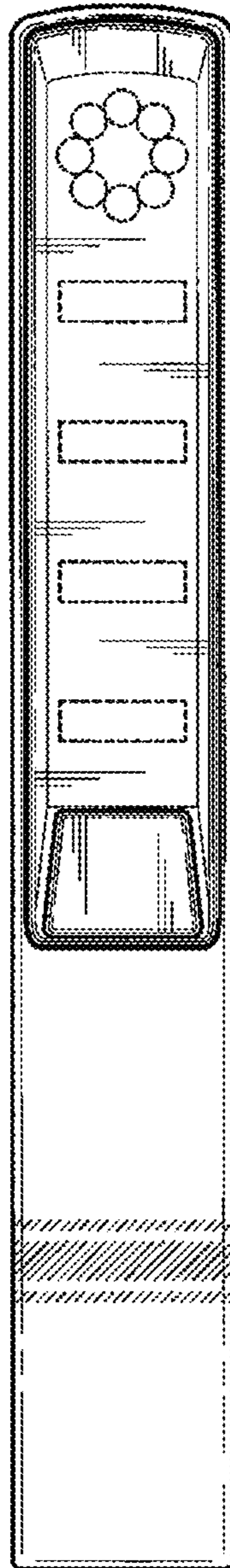
FIG. 1 is a perspective view of a handshower showing my new design;  
FIG. 2 is a front elevational view thereof;  
FIG. 3 is a left side view thereof, the opposite side being a mirror image of the side shown;  
FIG. 4 is a rear view thereof;  
FIG. 5 is a top end view thereof; and,  
FIG. 6 is a bottom end view thereof.  
The broken lines in the drawings illustrate portions of the handshower which form no part of the claimed design.

**1 Claim, 2 Drawing Sheets**






*Fig-1*



*Fig-2*



*Fig-3*

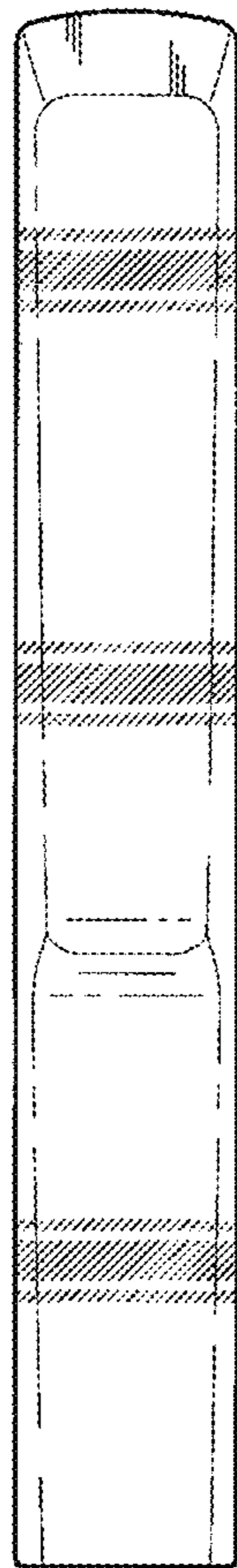


Fig-4




Fig-5

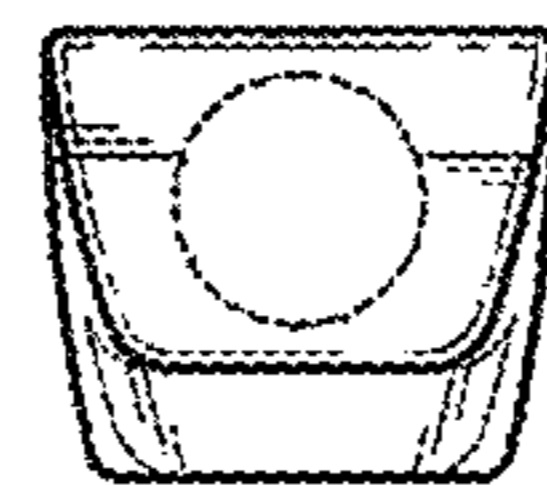


Fig-6