

US00D787621S

(12) **United States Design Patent**
Larson, Jr.

(10) **Patent No.:** **US D787,621 S**

(45) **Date of Patent:** **** May 23, 2017**

(54) **MUZZLE BRAKE**

(71) Applicant: **Rock River Arms, Inc.**, Colona, IL
(US)

(72) Inventor: **Lester C. Larson, Jr.**, Colona, IL (US)

(73) Assignee: **Rock River Arms, Inc.**, Colona, IL
(US)

(**) Term: **15 Years**

(21) Appl. No.: **29/547,510**

(22) Filed: **Dec. 4, 2015**

Related U.S. Application Data

(63) Continuation of application No. 29/503,730, filed on
Sep. 29, 2014, now Pat. No. Des. 747,429.

(51) **LOC (10) Cl.** **22-01**

(52) **U.S. Cl.**
USPC **D22/108**

(58) **Field of Classification Search**
USPC D22/103, 108; D21/572-575
CPC F41A 21/34; F41A 21/325; F41A 21/32;
F41A 21/28

See application file for complete search history.

(56) **References Cited**

U.S. PATENT DOCUMENTS

D268,861 S	5/1983	Gwinn, Jr.	
D281,895 S	12/1985	McLain	
4,945,812 A *	8/1990	Mazzanti F41A 21/36
			89/14.3
5,303,758 A *	4/1994	Clementz B60C 13/001
			152/523
D358,861 S	5/1995	Gangl, Jr.	
D384,389 S	9/1997	Cyktich	
6,752,062 B2	6/2004	Vais	
D509,179 S *	9/2005	Ibaraki D12/501
D515,169 S	2/2006	Bounds	

D532,072 S	11/2006	Price	
D534,235 S	12/2006	Price	
7,147,026 B2 *	12/2006	Matsumoto B60C 13/001
			152/523
D536,054 S	1/2007	Price	
7,409,975 B2 *	8/2008	Wallet B60C 13/001
			152/523
D662,466 S *	6/2012	Takano D12/605
D666,687 S	9/2012	Nierenberg	
D692,086 S	10/2013	Nierenberg	
D694,355 S	11/2013	Hormann	

(Continued)

OTHER PUBLICATIONS

“Muzzle Devices”, http://www.rockriverarms.com/index.cfm?fuseaction=category.display&category_id=276, published late unknown, but prior to the filing date of the present application, Rock River Arms, Inc., United States.

(Continued)

Primary Examiner — Michael A Pratt

(74) *Attorney, Agent, or Firm* — Banner & Witcoff, Ltd.

(57) **CLAIM**

The ornamental design for a muzzle brake, as shown and described.

DESCRIPTION

FIG. 1 is a top, front, left perspective view of a muzzle brake showing my new design;

FIG. 2 is a front view thereof;

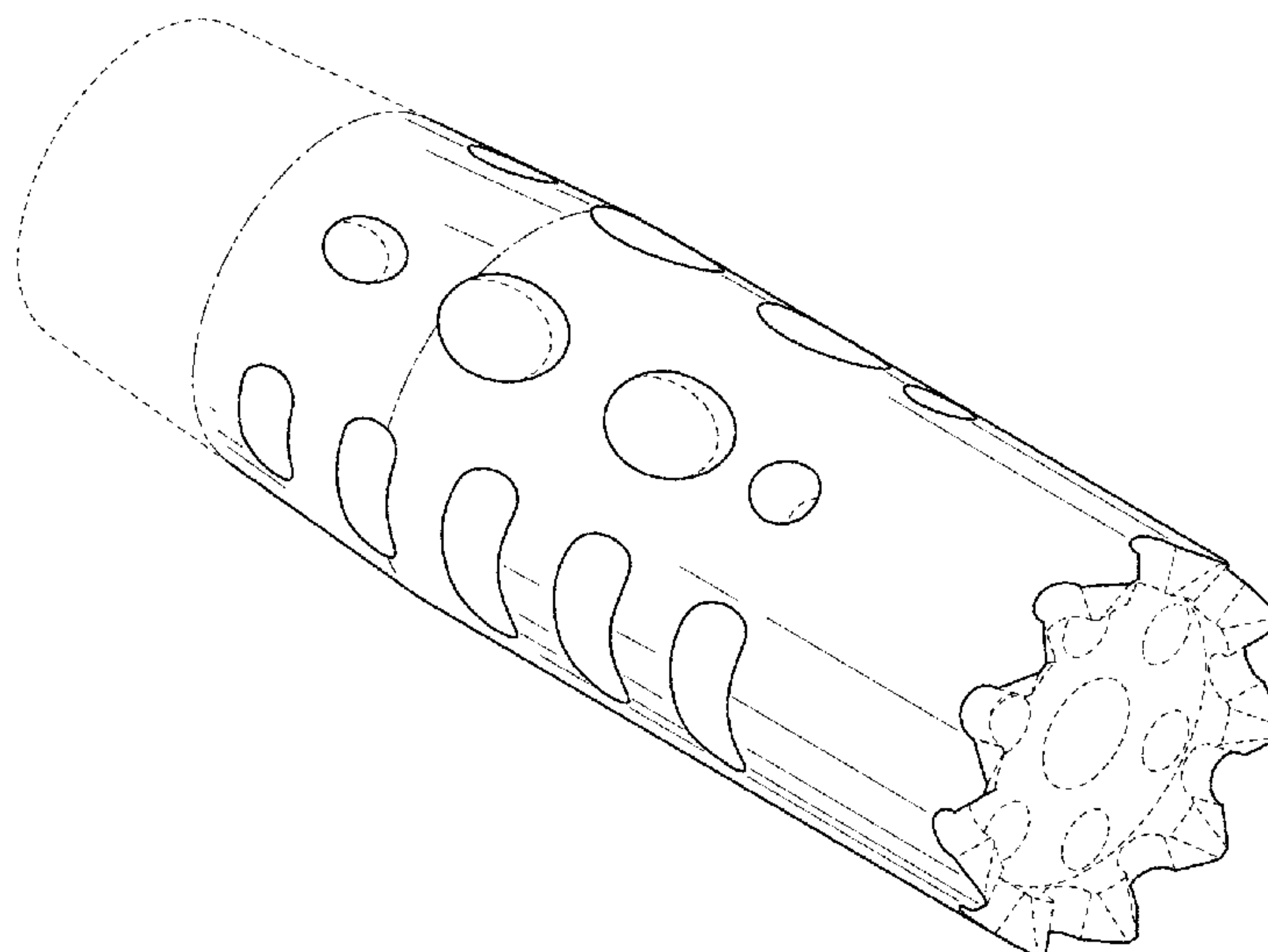
FIG. 3 is a right side view thereof;

FIG. 4 is a rear view thereof; and,

FIG. 5 is a top view thereof.

The uneven-length broken lines represent unclaimed boundaries of the claimed design. The even-length broken lines showing the remainder of the muzzle brake are for environmental purposes only and form no part of the claimed design.

1 Claim, 3 Drawing Sheets



(56)

References Cited

U.S. PATENT DOCUMENTS

D711,491 S 8/2014 Nierenberg
 D729,894 S 5/2015 DeLuca
 D733,828 S 7/2015 Larson, Jr.
 D740,747 S * 10/2015 Sato D12/605
 D746,937 S * 1/2016 Larson, Jr. D22/108
 D747,429 S * 1/2016 Larson, Jr. D22/108
 D750,554 S * 3/2016 Iwabuchi D12/605
 D754,596 S * 4/2016 Tokizaki D12/605
 D767,074 S * 9/2016 Sui D22/108
 D767,076 S * 9/2016 Bebee D22/108
 D768,064 S * 10/2016 Kuwano D12/605
 D768,067 S * 10/2016 Kuwano D12/605
 D768,564 S * 10/2016 Kuwano D12/605
 D769,181 S * 10/2016 Sato D12/605
 D773,594 S * 12/2016 Larson, Jr. D22/108
 2011/0271575 A1 11/2011 Overbeek Bloem et al.
 2013/0199071 A1 * 8/2013 Lee F41A 21/325
 42/76.01
 2017/0023326 A1 * 1/2017 Wilson F41A 21/38

OTHER PUBLICATIONS

“MuzzleDevices”, https://web.archive.org/web/20131013064655/http://www.rockriverarms.com/index.cfm?fuseaction=category.display&category_id=276 <https://web.archive.org/web/20131013064655/http://www.rockriverarms.com/index.cfm?fuseaction=category.display&category_id=276>, published date unknown, but prior to the file of U.S. Appl. No. 29/479,081, Rock River Arms, Inc., United States.
 “Levang Linear Compensator—Ultimate AR15 Muzzle Brake”, <<http://vtsupply.com/levang-linear-compensator-ultimate-ar15-muzzle-brake-ar-15-comp.html>>, published date unknown, but prior to the filing date of the present application, Rock River Arms, Inc., United States.
 “Model M&P15-22 Rifle”, <http://www.smith-wesson.com/webapp/wcs/stores/servlet/Product4_750001_750051_810111_1_757786_757784_757784_ProductDisplayErrorView_Y>, published date unknown, but prior to the filing date of the present application, Rock River Arms, Inc., United States.

* cited by examiner

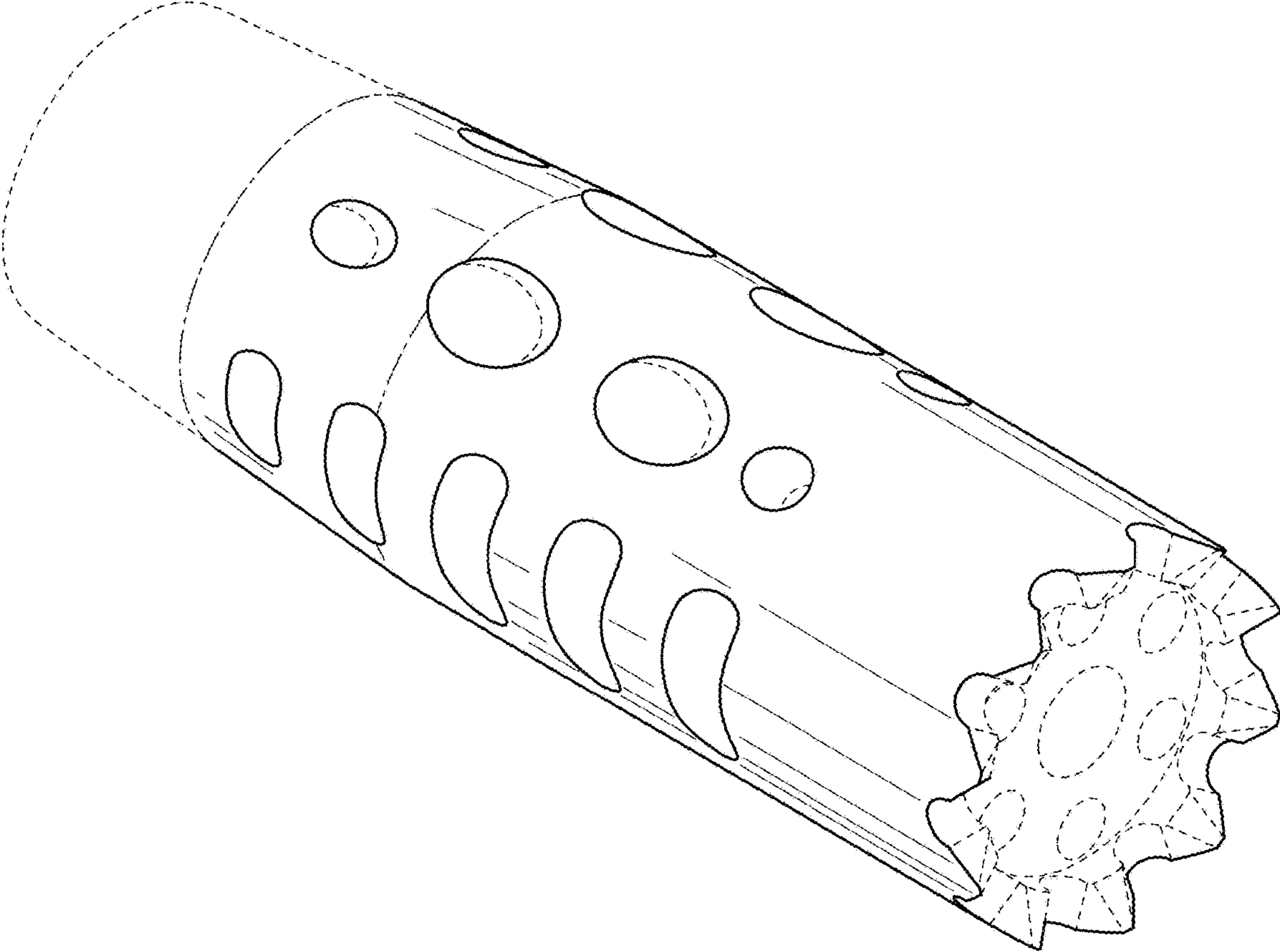


FIG. 1

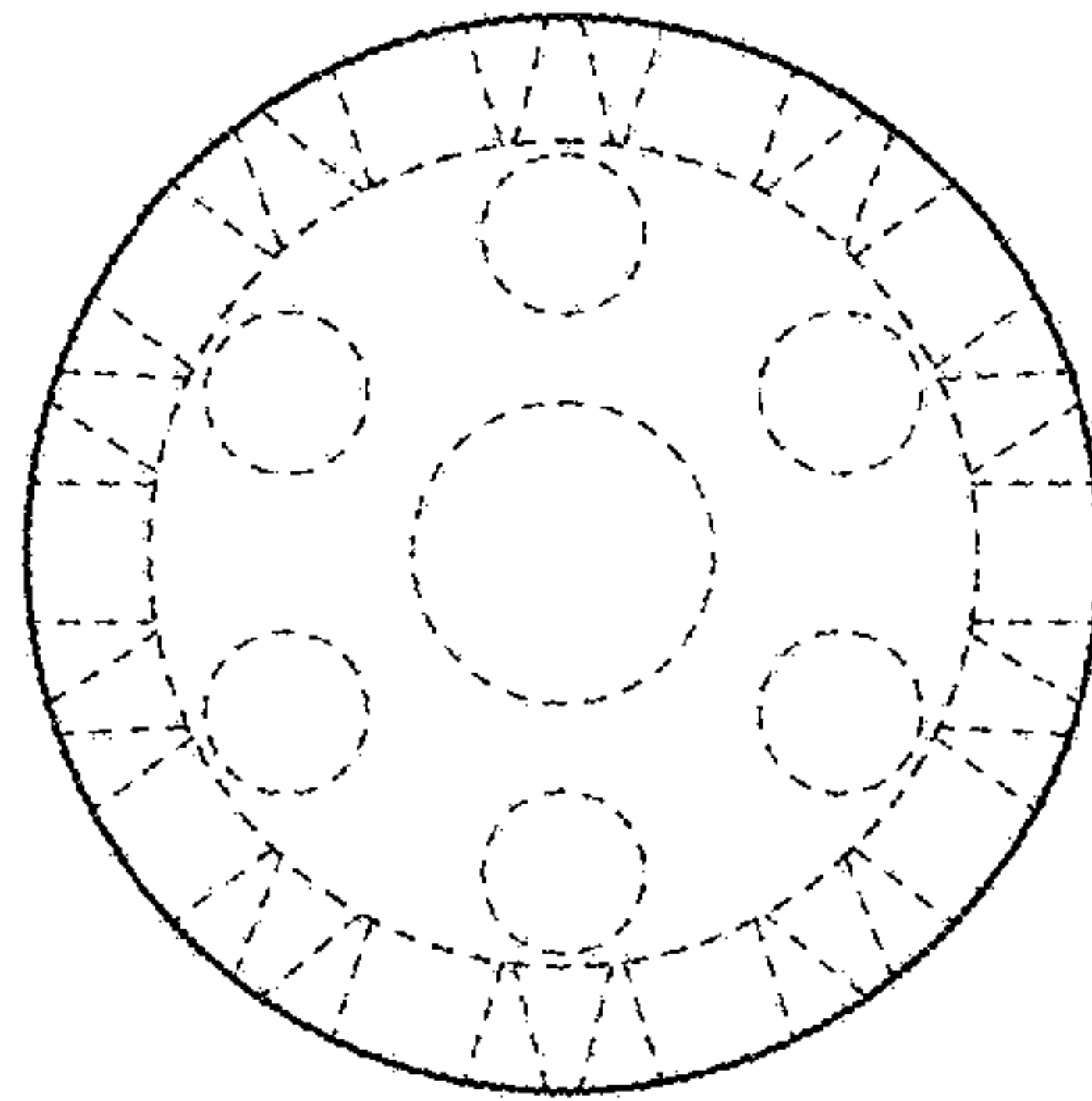


FIG. 2

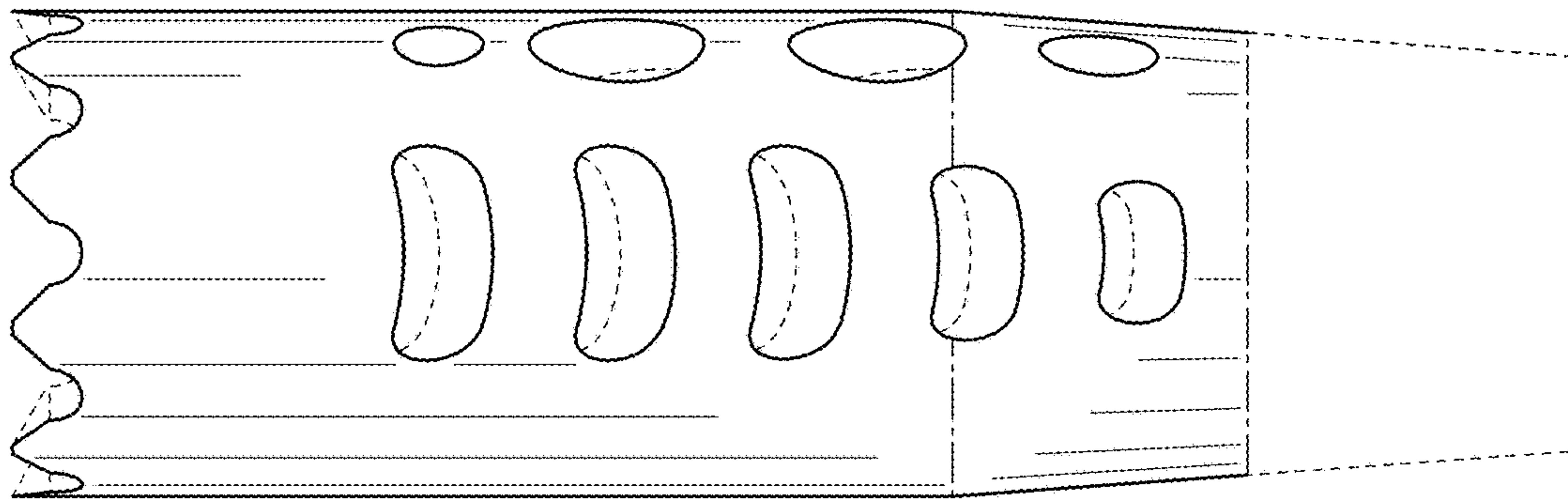


FIG. 3

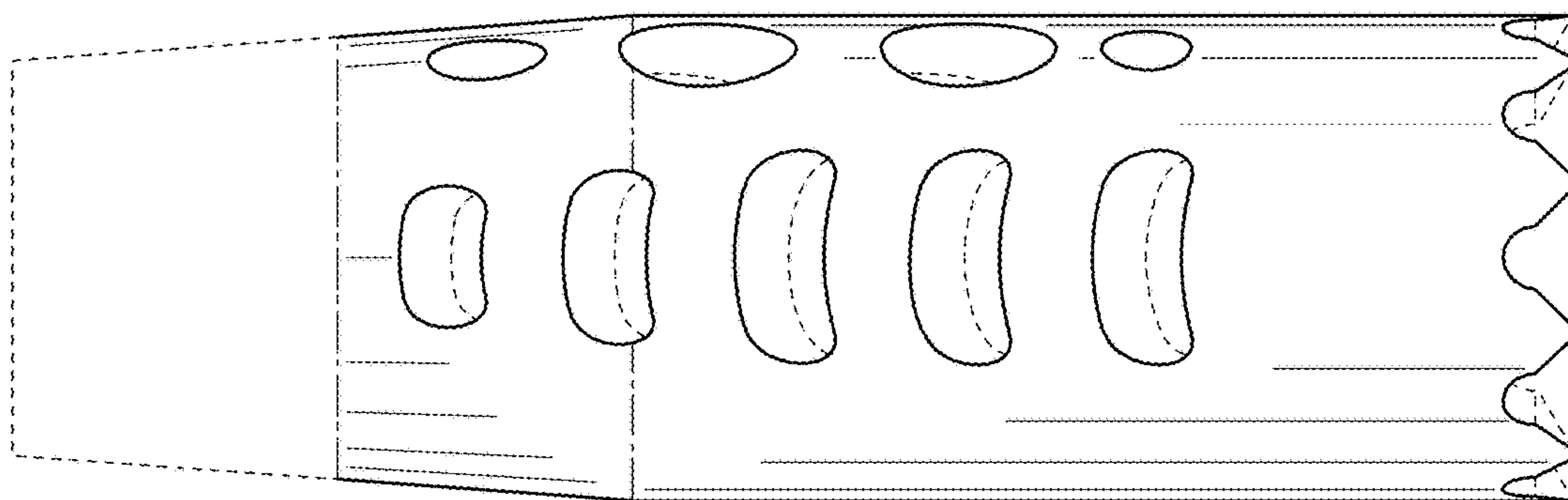


FIG. 4

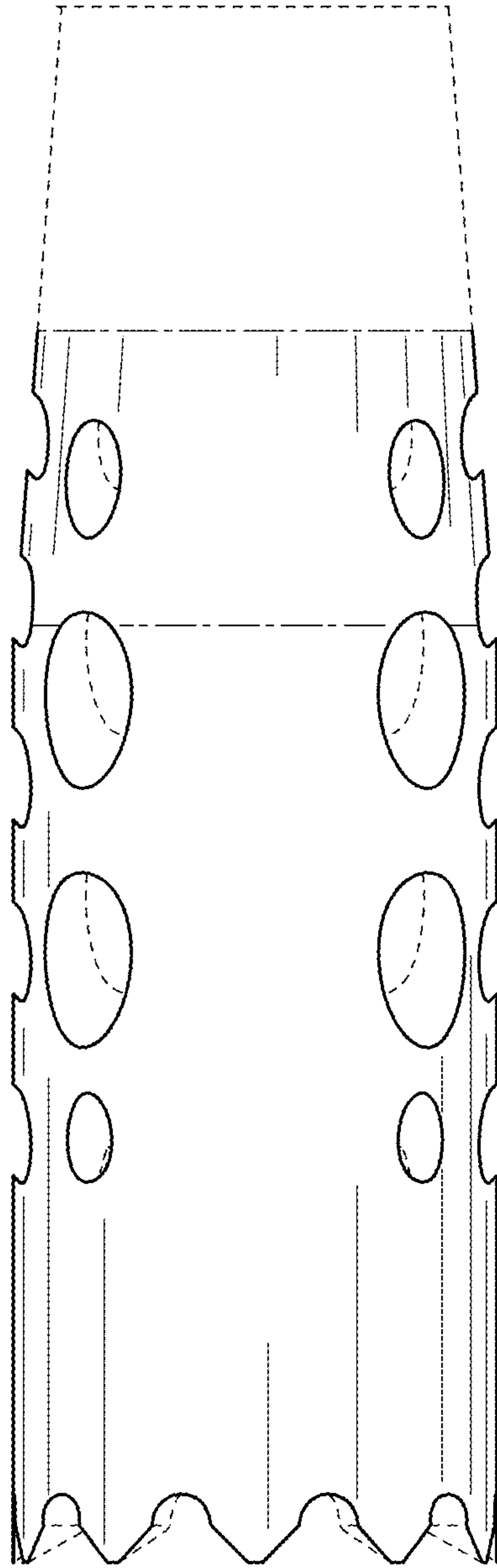


FIG. 5