



US00D787600S

(12) **United States Design Patent**  
**McCue et al.**

(10) **Patent No.:** **US D787,600 S**

(45) **Date of Patent:** **\*\* May 23, 2017**

- (54) **SIGN POST**
- (71) Applicant: **McCue Corporation**, Peabody, MA (US)
- (72) Inventors: **David S. McCue**, Manchester, MA (US); **Teodoro A. Mesa**, Lynn, MA (US); **Thomas Ustach**, Revere, MA (US)
- (73) Assignee: **McCue Corporation**, Peabody, MA (US)
- (\*\*) Term: **14 Years**
- (21) Appl. No.: **29/524,964**
- (22) Filed: **Apr. 24, 2015**
- (51) **LOC (10) Cl.** ..... **20-02**
- (52) **U.S. Cl.**  
USPC ..... **D20/41**
- (58) **Field of Classification Search**  
USPC ..... D20/10, 19, 41, 42, 99; D10/109.1, D10/113.4  
CPC ..... G09F 7/00; G09F 7/18; G09F 7/22; G09F 9/00; G09F 13/04; G09F 15/00; G09F 15/0075; G09F 15/0081; G09F 2007/1804; G09F 27/0007; E01F 9/608; E01F 9/692  
See application file for complete search history.

- 3,713,237 A \* 1/1973 Thomson ..... G09F 13/04 40/575
- 4,662,096 A \* 5/1987 Bayless ..... G09F 15/0037 40/607.03
- 5,054,219 A \* 10/1991 Hoyt ..... G09F 7/22 40/473
- 6,571,495 B1 \* 6/2003 Margaronis ..... G09F 15/00 40/473
- 6,779,287 B2 \* 8/2004 Venegas, Jr. .... G09F 15/0037 116/209
- 7,167,103 B2 \* 1/2007 Warren ..... F21S 8/086 307/10.1
- D639,088 S \* 6/2011 Rodgers ..... D20/10
- 8,151,499 B2 \* 4/2012 Waas ..... G09F 15/0081 40/430
- D760,320 S \* 6/2016 Sitton ..... D20/37
- 2008/0219763 A1 \* 9/2008 Jameson ..... E01F 9/692 404/11
- 2016/0312417 A1 \* 10/2016 McCue ..... E01F 9/681

\* cited by examiner

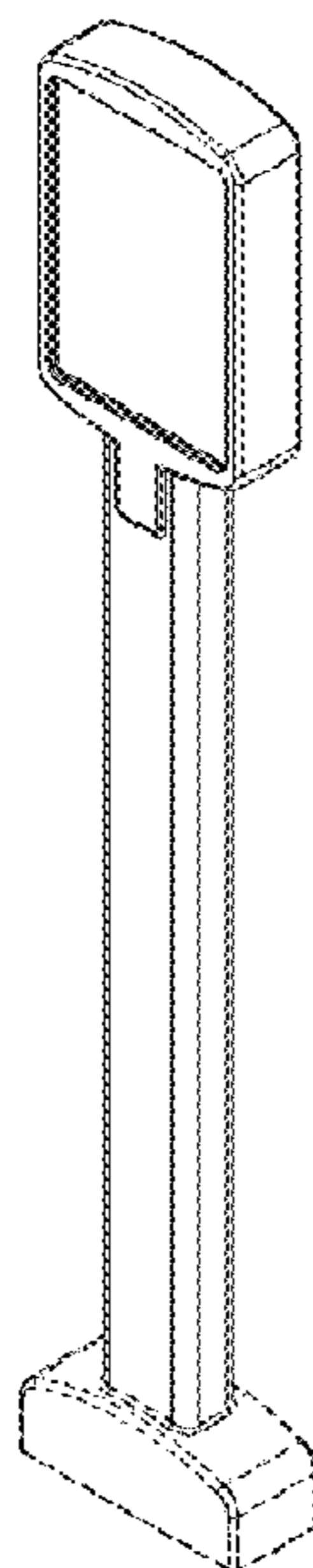
*Primary Examiner* — Mary Ann Calabrese  
(74) *Attorney, Agent, or Firm* — Occhiuti & Rohlicek LLP

(57) **CLAIM**  
The ornamental design for a sign post, as shown and described.

**DESCRIPTION**

FIG. 1 is a perspective view of the sign post; FIG. 2 is a front view of the sign post of FIG. 1, the rear view is a mirror image of the front view; FIG. 3 is a right side view of the sign post of FIG. 1, the left side view is a mirror image of the right side view; and, FIG. 4 is an enlarged top view of the sign post of FIG. 1. The broken line disclosure is for illustrating portions of the sign post that form no part of the claimed design.

**1 Claim, 4 Drawing Sheets**



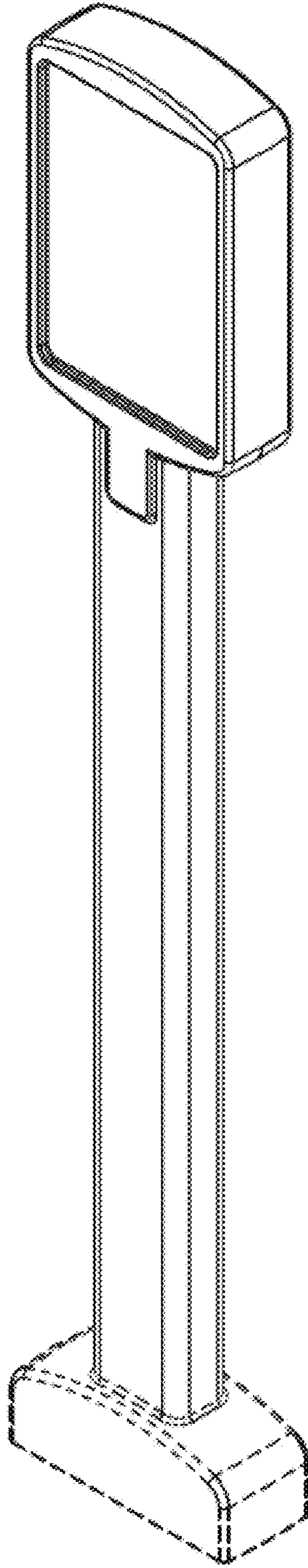


FIG. 1

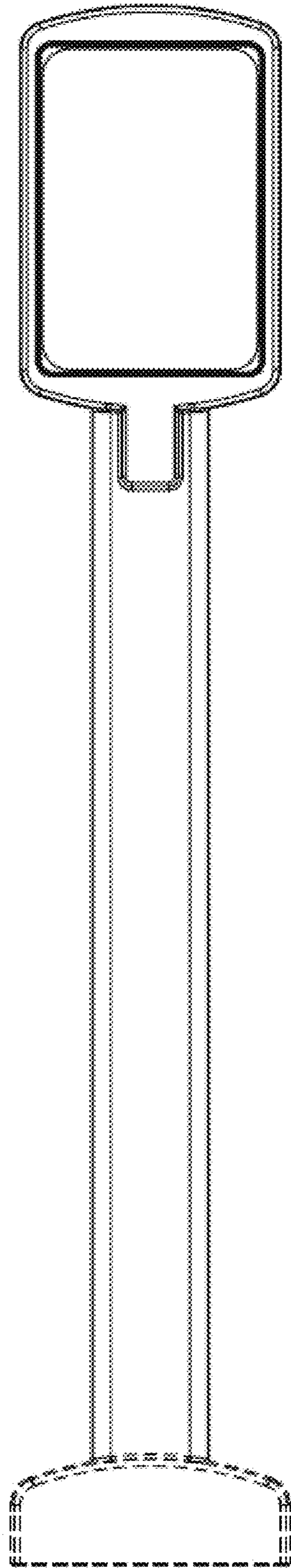


FIG. 2

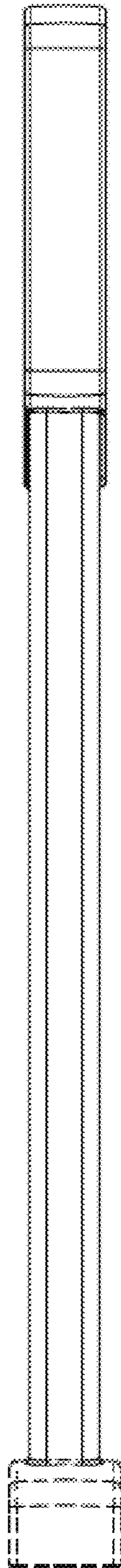


FIG. 3




FIG. 4