



US00D787595S

(12) **United States Design Patent**  
**Kim**

(10) **Patent No.:** **US D787,595 S**

(45) **Date of Patent:** **\*\* May 23, 2017**

(54) **BALLPOINT PEN**

(71) Applicant: **DONG-A PENCIL CO., LTD.**, Seoul (KR)

(72) Inventor: **Hakjae Kim**, Seoul (KR)

(73) Assignee: **DONG-A PENCIL CO., LTD.**, Seoul (KR)

(\*\*) Term: **15 Years**

(21) Appl. No.: **29/553,010**

(22) Filed: **Jan. 28, 2016**

(51) **LOC (10) Cl.** ..... **19-06**

(52) **U.S. Cl.**  
USPC ..... **D19/174; D19/916**

(58) **Field of Classification Search**  
USPC ..... D14/411; D19/115–204  
CPC ... B43K 5/00; B43K 7/00; B43K 7/12; B43K 8/04; B43K 8/06; B43K 19/00; B43K 19/02; B43K 19/14; B43K 24/08  
See application file for complete search history.

(56) **References Cited**

**U.S. PATENT DOCUMENTS**

D338,915 S *	8/1993	Willat	401/6
D378,601 S *	3/1997	Sakuno	401/6
D400,922 S *	11/1998	Sakuno	D19/174
D401,624 S *	11/1998	Sakuno	D19/174
D407,114 S *	3/1999	Sakuno	D19/174
D425,559 S *	5/2000	Beneyto	D19/173
D441,017 S *	4/2001	Gault	D19/174
D463,821 S *	10/2002	Nishida	D19/174
D464,083 S *	10/2002	Yoon	D19/171
D475,741 S *	6/2003	Cetera	D19/174
D478,627 S *	8/2003	Moon	D19/174
D480,756 S *	10/2003	Hwang	D19/174

D490,108 S *	5/2004	Moon	D19/174
D506,780 S *	6/2005	Nakazawa	D19/172
D508,717 S *	8/2005	Anand	D19/174
D523,476 S *	6/2006	Nakazawa	D19/174
D567,859 S *	4/2008	Cetera	D19/199
D589,559 S *	3/2009	Slemp	D19/169
D601,197 S *	9/2009	Zhang	D19/174
D611,535 S *	3/2010	Shimizu	D19/174
D626,995 S *	11/2010	Ikeda	D19/174
D642,619 S *	8/2011	Kermoal	D19/174
D646,716 S *	10/2011	Losel	D19/174
D689,935 S *	9/2013	Li	D19/173
D692,483 S *	10/2013	Laemle	D19/172
8,550,735 B2 *	10/2013	Rolion	B43K 17/005 401/103
D709,949 S *	7/2014	Fleming	D19/119
D740,363 S *	10/2015	Boisdevesys	D19/171
D768,777 S *	10/2016	Matsumura	D19/174
2011/0318083 A1 *	12/2011	Yoon	B43K 7/005 401/106

\* cited by examiner

*Primary Examiner* — Elizabeth Albert  
(74) *Attorney, Agent, or Firm* — Rabin & Berdo, P.C.

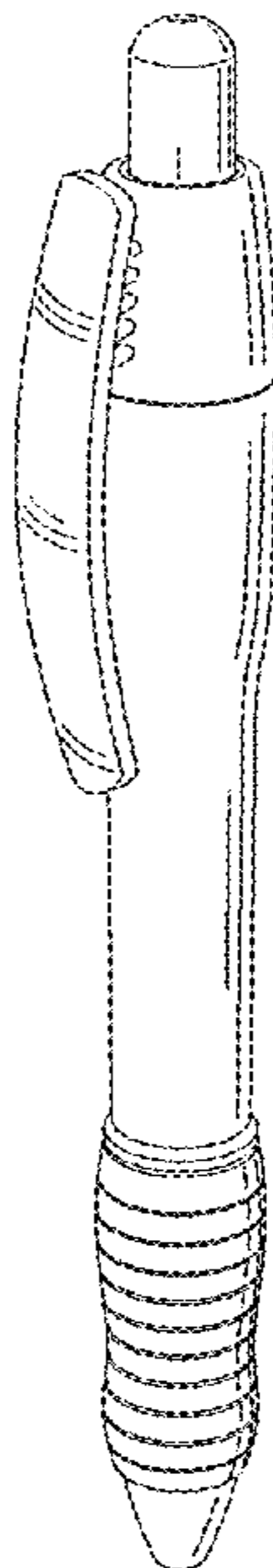
(57) **CLAIM**

The ornamental design for a ballpoint pen, as shown and described.

**DESCRIPTION**

FIG. 1 is a perspective view showing a ballpoint pen; FIG. 2 is another perspective view thereof; FIG. 3 is a front view thereof; FIG. 4 is a rear view thereof; FIG. 5 is a left side view thereof; FIG. 6 is a right side view thereof; FIG. 7 is top plan view thereof; and, FIG. 8 is a bottom plan view thereof.

**1 Claim, 4 Drawing Sheets**



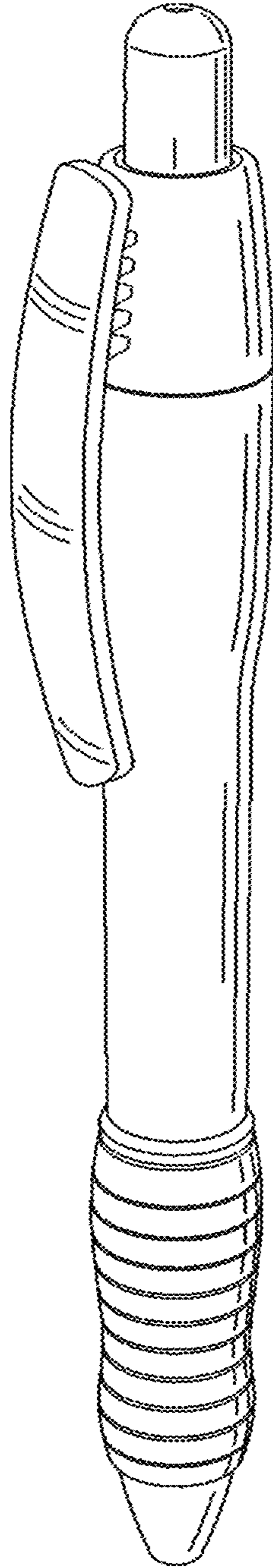


FIG. 1




FIG. 2

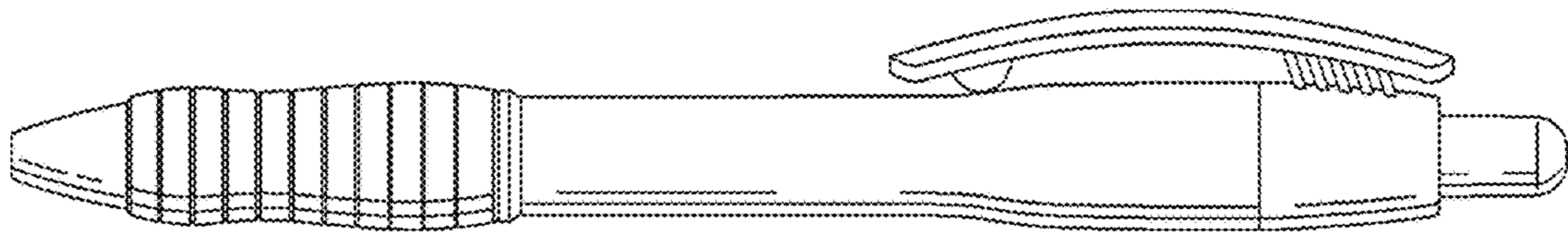


FIG. 3

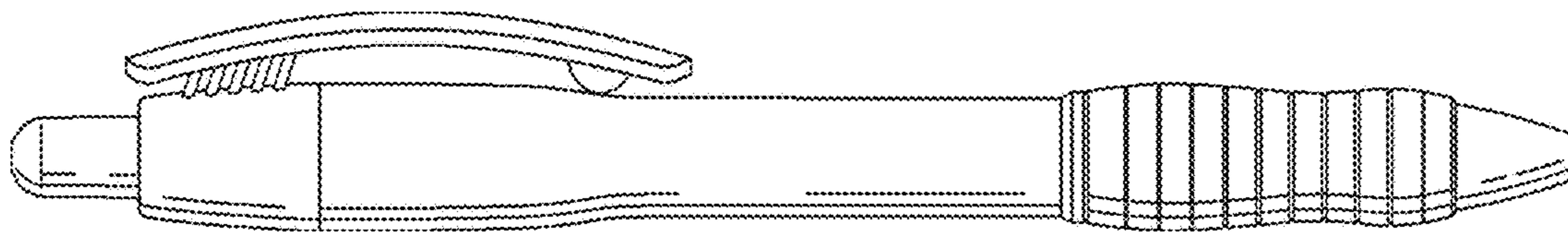


FIG. 4

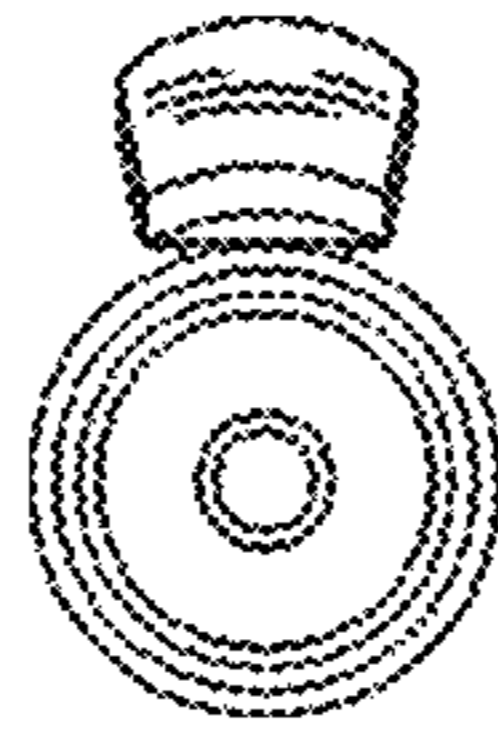


FIG. 5

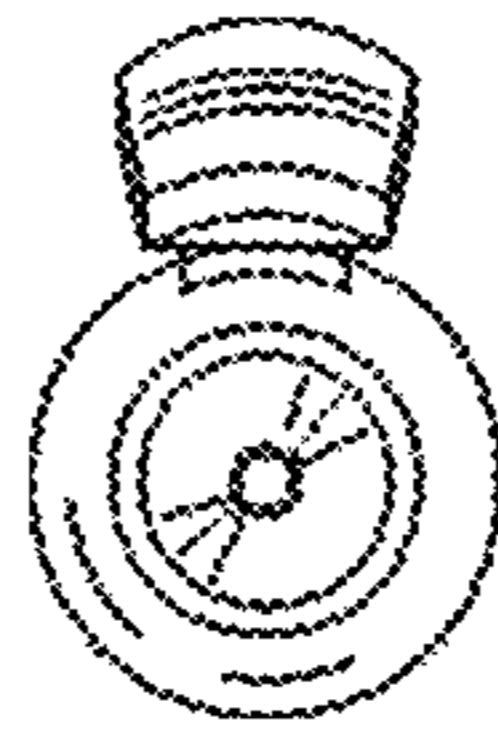


FIG. 6




FIG. 7




FIG. 8