

US00D787572S

(12) **United States Design Patent** (10) **Patent No.:** **US D787,572 S**
Seo et al. (45) **Date of Patent:** **** *May 23, 2017**

(54) **REFRIGERATOR DOOR**

(71) Applicant: **LG ELECTRONICS INC.**, Seoul (KR)
(72) Inventors: **Woonkyu Seo**, Seoul (KR); **Kyungsoo Park**, Seoul (KR); **Seonil Yu**, Seoul (KR); **Jaeyoung Kim**, Seoul (KR); **Hyein Yang**, Seoul (KR); **Jihyun Lee**, Seoul (KR)
(73) Assignee: **LG ELECTRONICS INC.**, Seoul (KR)

(*) Notice: This patent is subject to a terminal disclaimer.

(**) Term: **15 Years**

(21) Appl. No.: **29/549,787**

(22) Filed: **Dec. 28, 2015**

(30) **Foreign Application Priority Data**

Aug. 27, 2015 (KR) 30-2015-0043242

(51) **LOC (10) Cl.** **15-07**

(52) **U.S. Cl.**
USPC **D15/91**

(58) **Field of Classification Search**
USPC D15/79, 80, 81, 82, 83, 84, 85, 86, 87, D15/88, 89, 90, 91

CPC F25D 23/00; F25D 2323/021; F25D 11/00; F25D 2323/024; F25D 23/04; F25D 25/024; F25D 27/005; F25D 23/12; F25D 29/005; F25D 17/042; F25D 2325/021

See application file for complete search history.

(56) **References Cited**

U.S. PATENT DOCUMENTS

D646,308 S * 10/2011 Kristiansen D15/91
D722,624 S * 2/2015 Cho D15/89

(Continued)

OTHER PUBLICATIONS

<https://www.youtube.com/watch?v=N31cKXL4t-w>—Published Sep. 2, 2016.*

(Continued)

Primary Examiner — Manpreet Matharu
Assistant Examiner — Mojtaba Tehrani
(74) *Attorney, Agent, or Firm* — Dentons US LLP

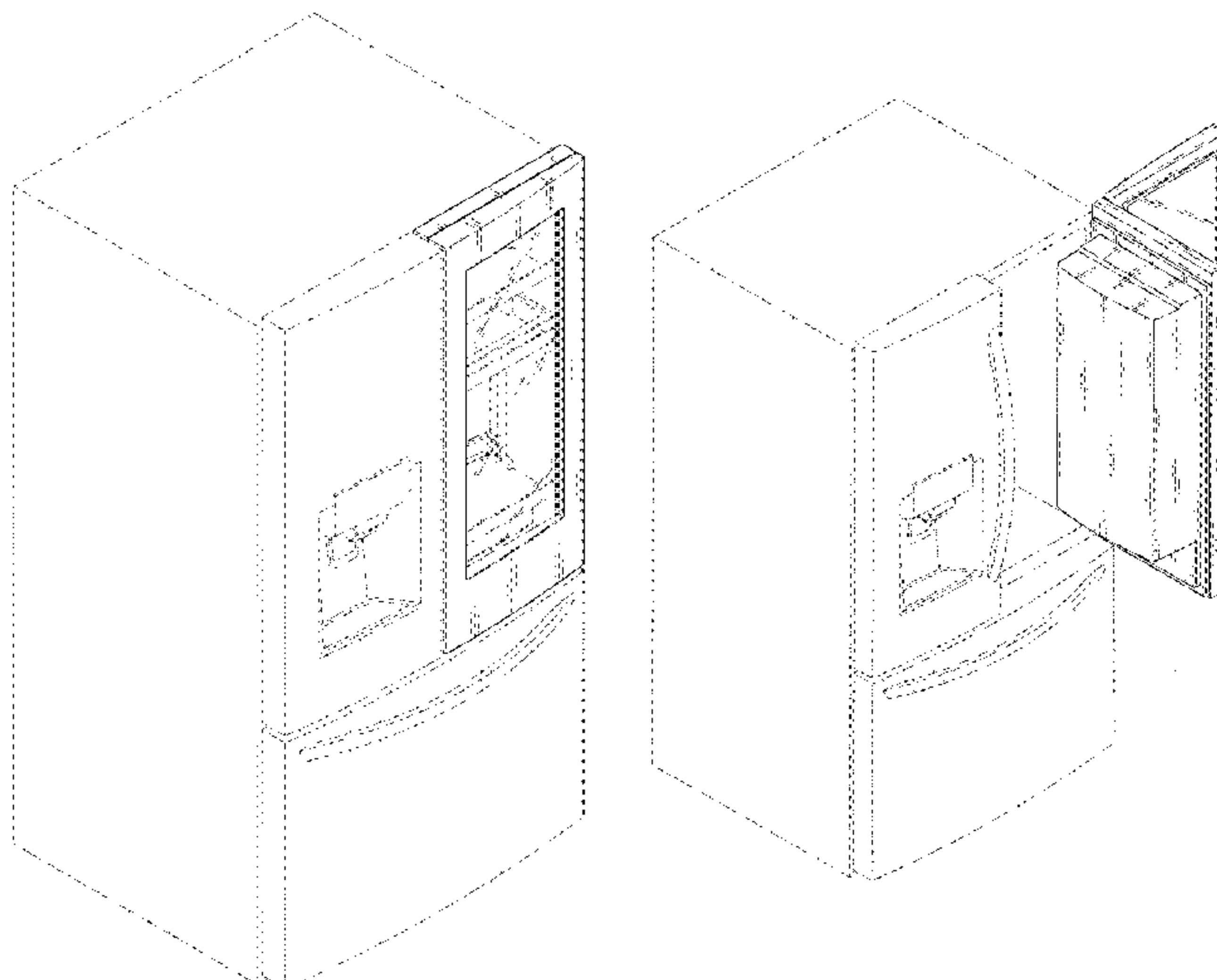
(57) **CLAIM**

We claim the ornamental design for a refrigerator door, as shown and described.

DESCRIPTION

FIG. 1 is a perspective view of a refrigerator door showing our new design with its outer door closed;
FIG. 2 is a front elevation view thereof;
FIG. 3 is a rear elevation view thereof;
FIG. 4 is a left-side elevation view thereof;
FIG. 5 is a right-side elevation view thereof;
FIG. 6 is a top plan view thereof;
FIG. 7 is a bottom plan view thereof;
FIG. 8 is a perspective view with its outer door opened;
FIG. 9 is a front elevation view with its outer door opened;
FIG. 10 is a right-side elevation view with its outer door opened;
FIG. 11 is a top plan view with its outer door opened;
FIG. 12 is a perspective view showing an illustration of use with its outer door closed, the inside thereof being seen;
FIG. 13 is a perspective view showing an illustration of use with its outer door opened; and,
FIG. 14 is a perspective view showing an illustration of use with each of its inner and outer doors opened.
The broken lines in the drawing figures are included for the purpose of illustrating environment and form no part of the claimed design.

1 Claim, 13 Drawing Sheets



(56)

References Cited

U.S. PATENT DOCUMENTS

| | | | | | | |
|----------|---|---|---------|------|-------|--------|
| D722,625 | S | * | 2/2015 | Cho | | D15/89 |
| D723,595 | S | * | 3/2015 | You | | D15/91 |
| D730,958 | S | * | 6/2015 | Choi | | D15/91 |
| D742,437 | S | * | 11/2015 | Choi | | D15/91 |
| D744,551 | S | * | 12/2015 | Park | | D15/91 |
| D757,131 | S | * | 5/2016 | Lee | | D15/91 |
| D759,132 | S | * | 6/2016 | Kwon | | D15/91 |
| D760,819 | S | * | 7/2016 | Lee | | D15/86 |
| D760,820 | S | * | 7/2016 | Lee | | D15/91 |
| D760,821 | S | * | 7/2016 | Lee | | D15/91 |
| D760,822 | S | * | 7/2016 | Lee | | D15/91 |
| D760,823 | S | * | 7/2016 | Lee | | D15/91 |
| D760,824 | S | * | 7/2016 | Lee | | D15/91 |
| D761,333 | S | * | 7/2016 | Lee | | D15/86 |
| D761,334 | S | * | 7/2016 | Lee | | D15/86 |
| D761,336 | S | * | 7/2016 | Lee | | D15/91 |
| D765,151 | S | * | 8/2016 | Park | | D15/81 |
| D768,738 | S | * | 10/2016 | Lee | | D15/91 |
| D768,739 | S | * | 10/2016 | Lee | | D15/91 |

OTHER PUBLICATIONS

<http://refrigerators.reviewed.com/news/this-lg-fridge-lets-you-see-whats-inside-without-opening-it>—Published Aug. 24, 2016.*

<http://www.samsung.com/us/home-appliances/refrigerators/french-door/36-wide-28-cu-ft-capacity-3-door-french-door-food-show-case-refrigerator-black-rf28hdedpbc-aa/>—As early as Jun. 19, 2014.*

* cited by examiner

FIG. 1

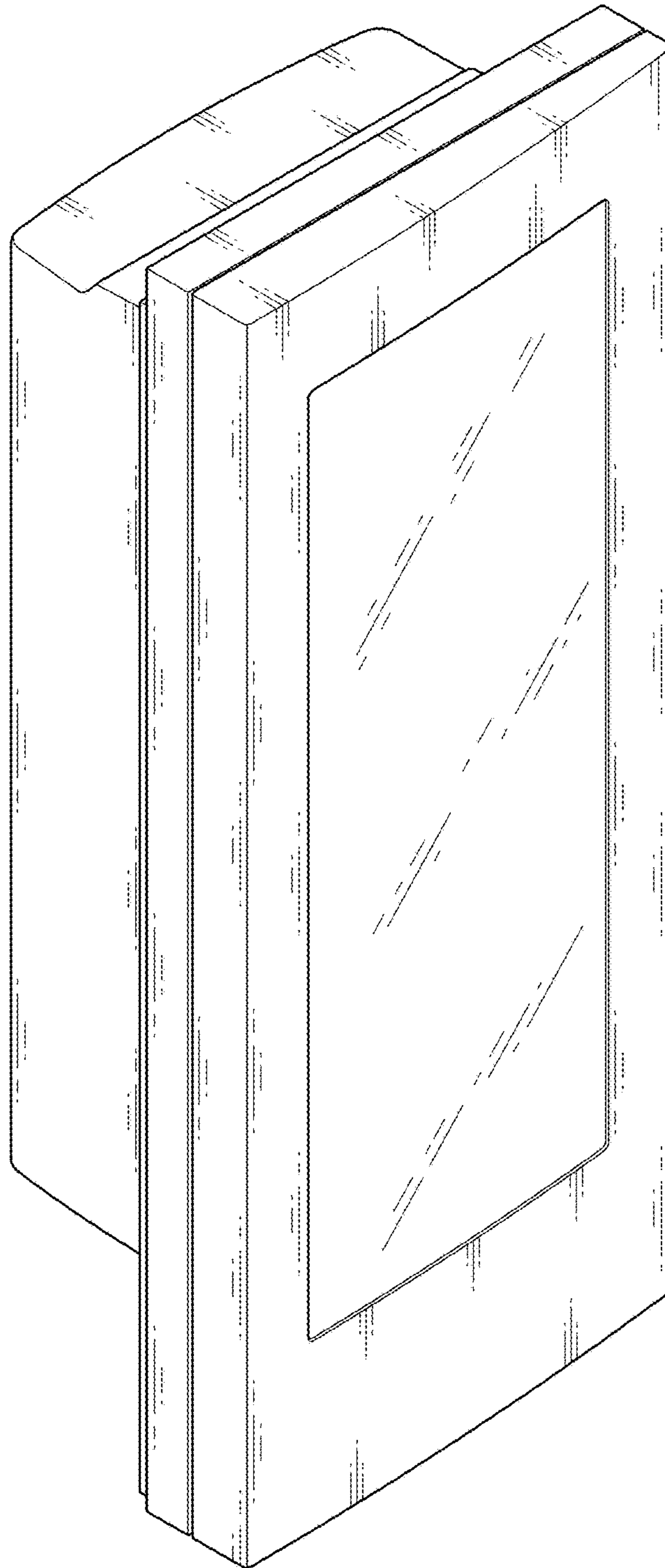


FIG. 2




FIG. 3

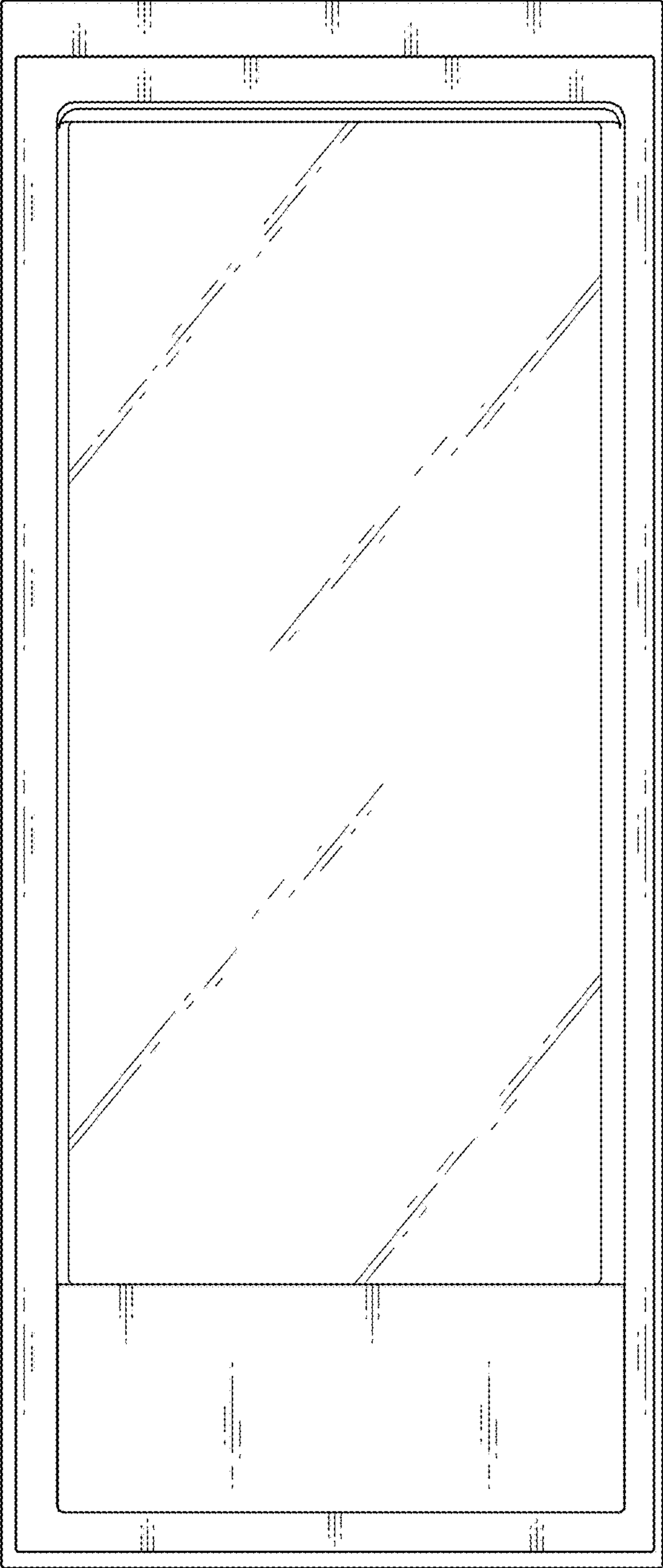


FIG. 4




FIG. 5

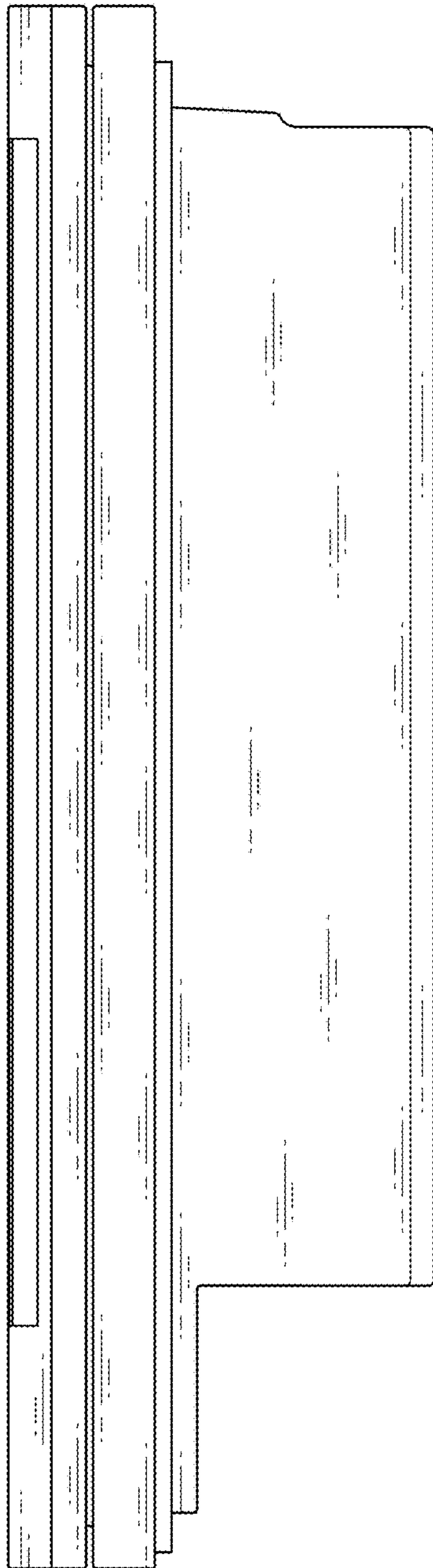


FIG. 6

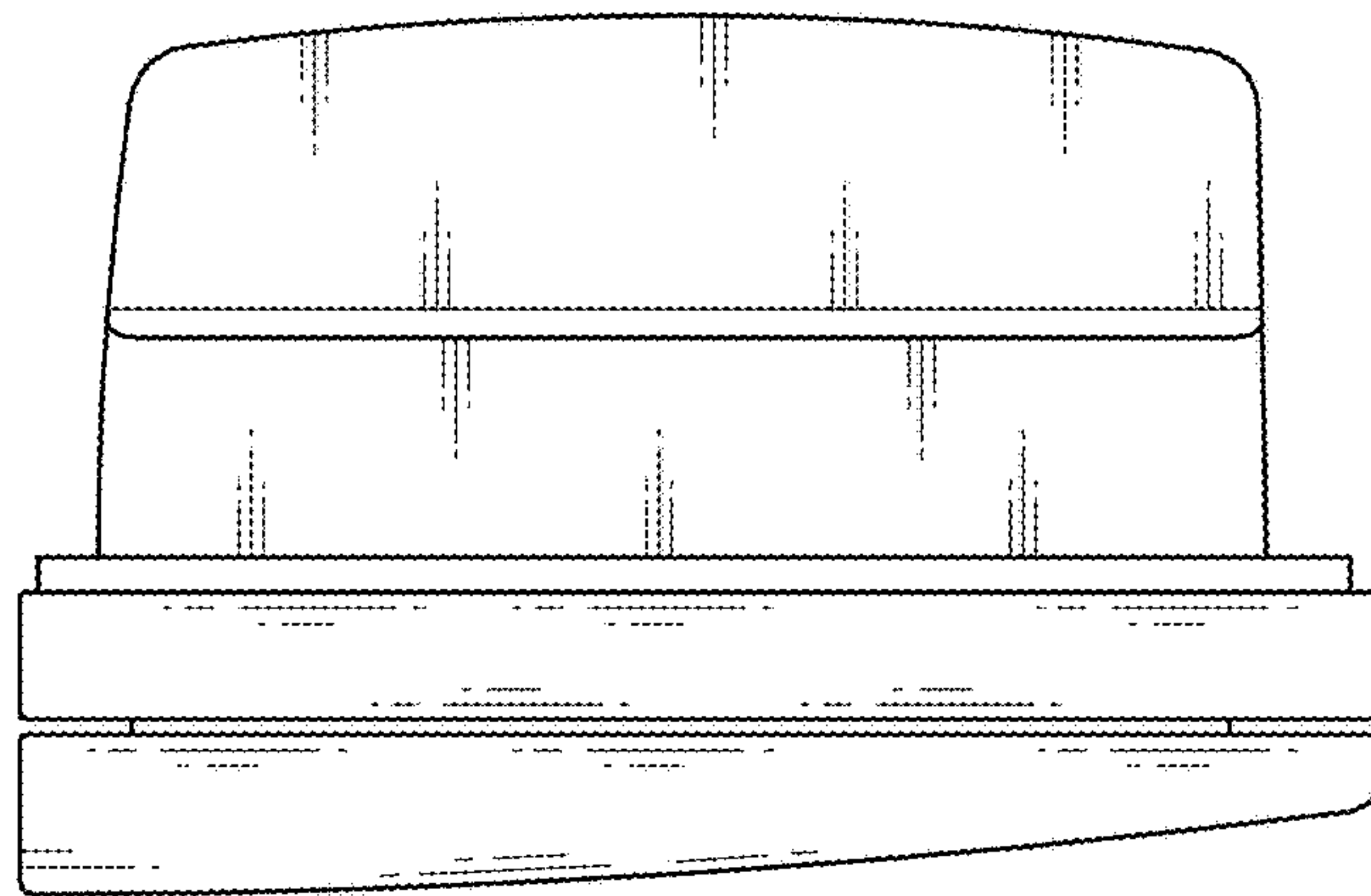


FIG. 7

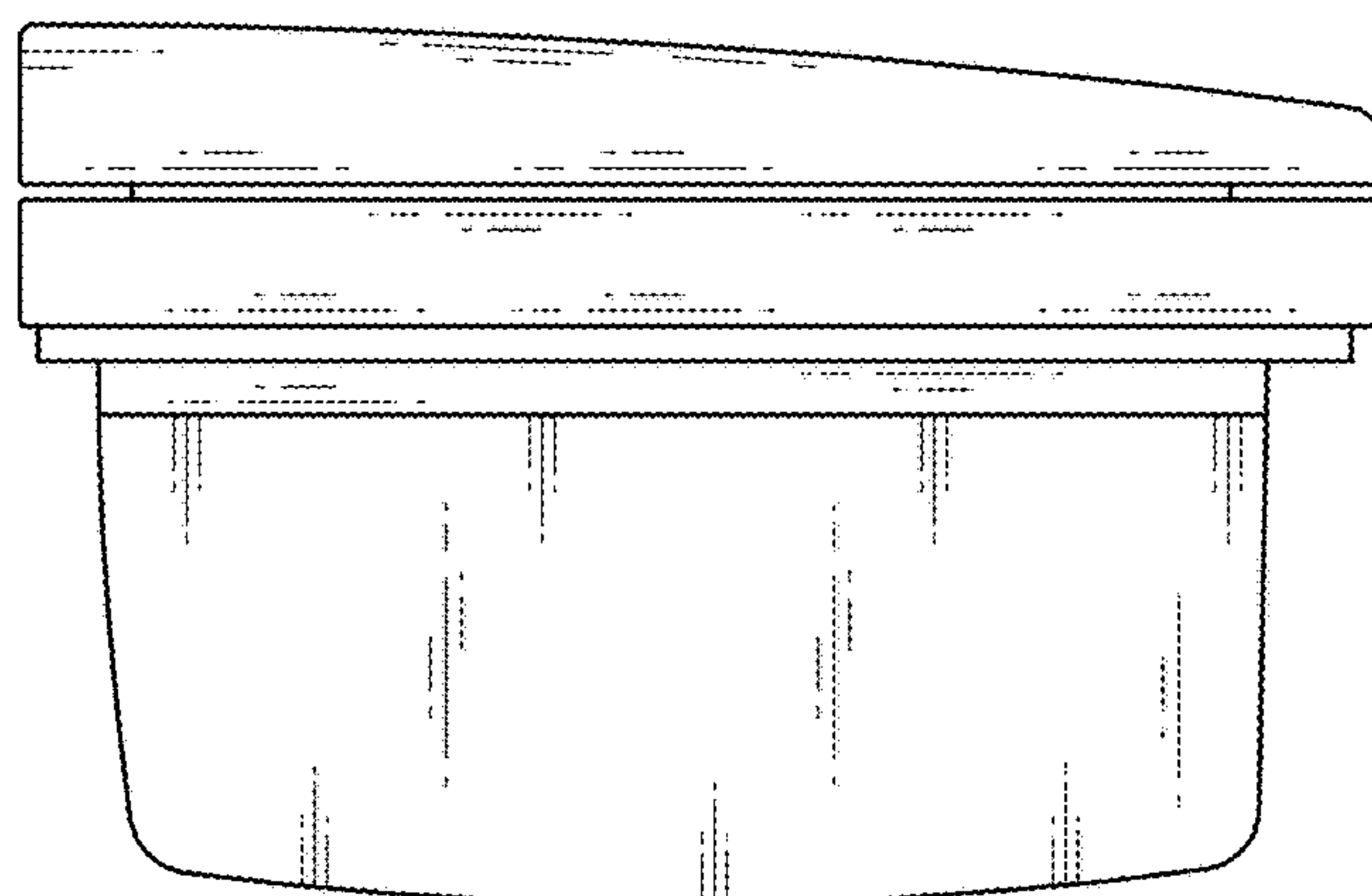


FIG. 8




FIG. 9




FIG. 10




FIG. 11

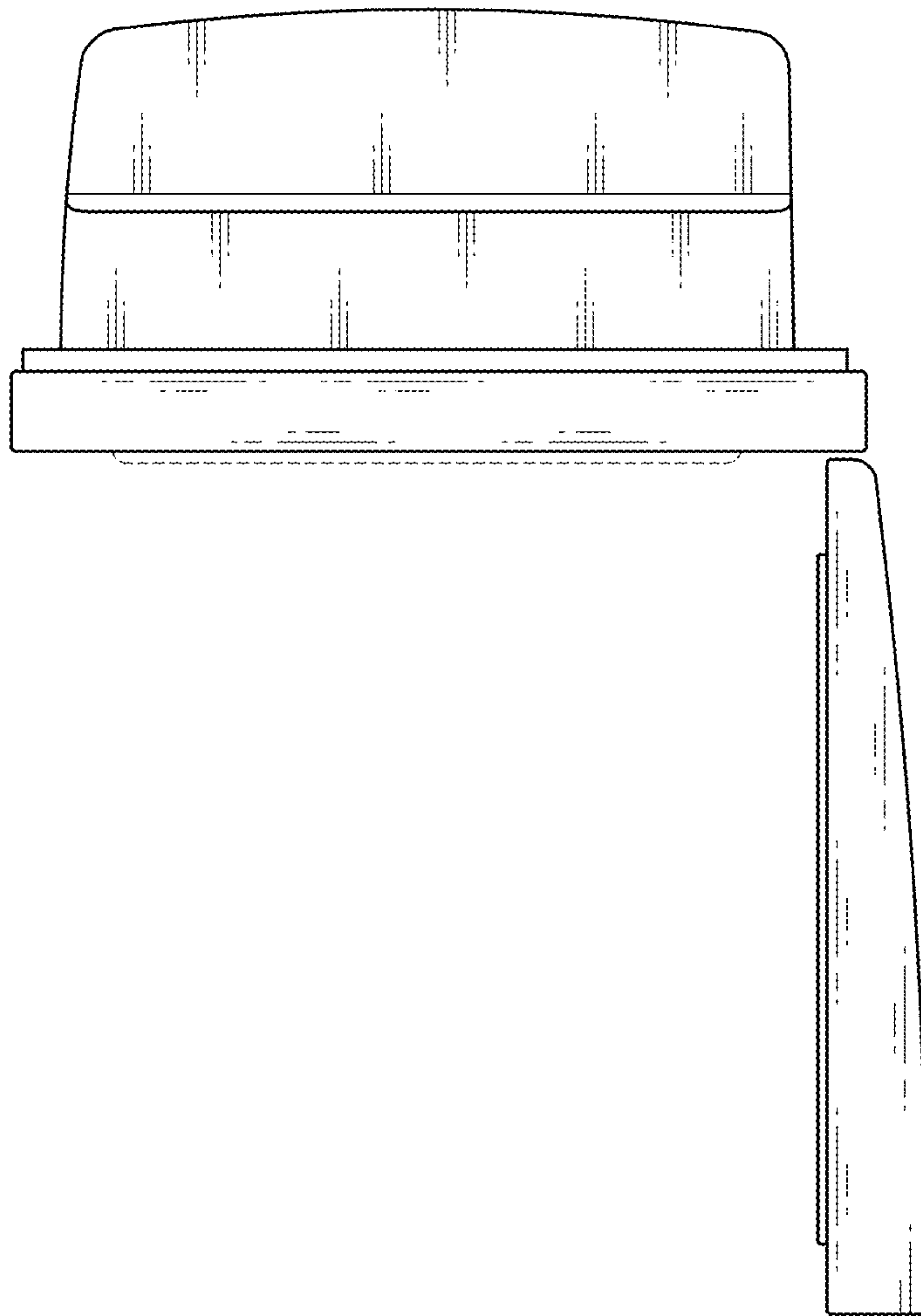


FIG. 12

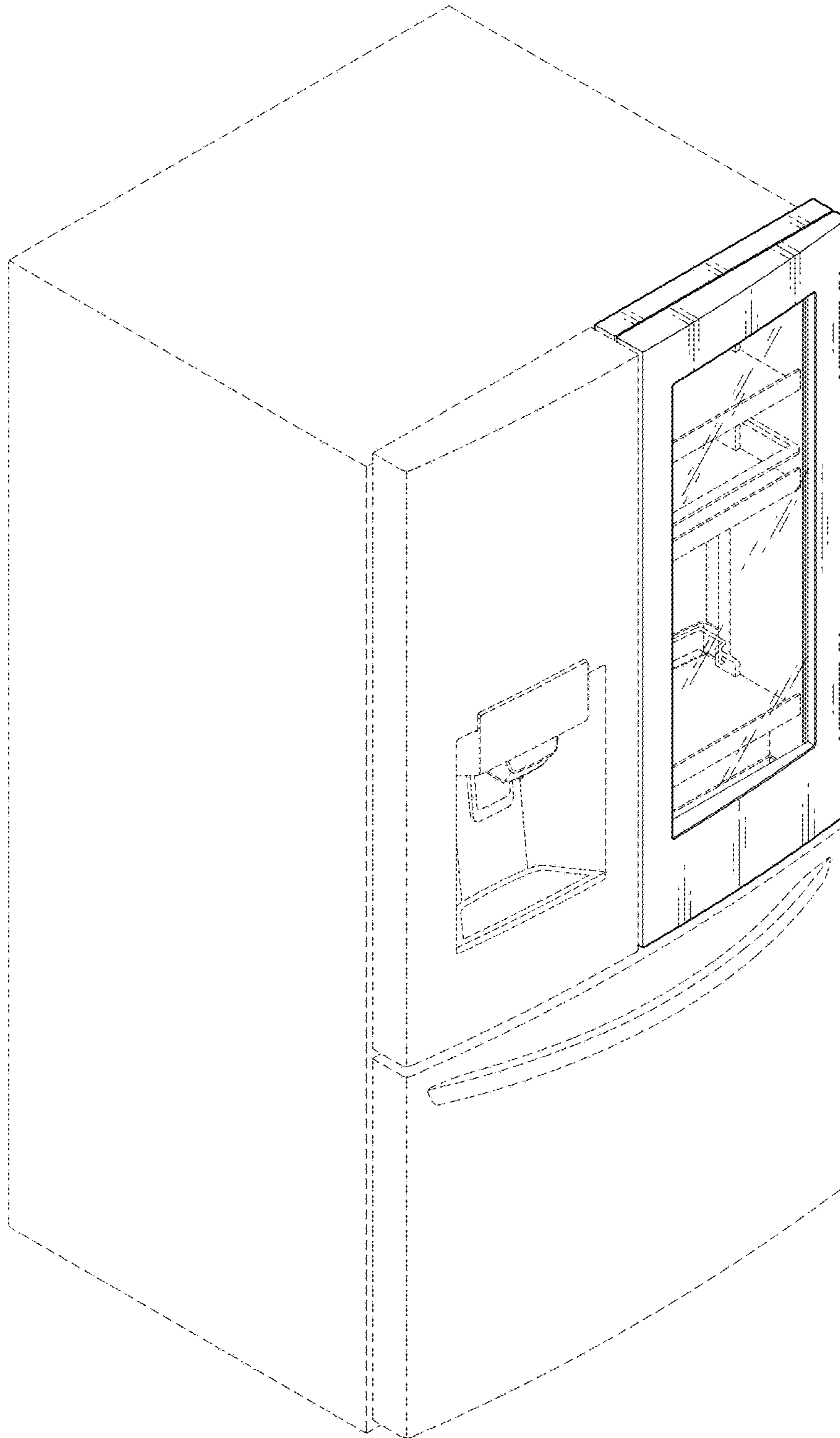


FIG. 13

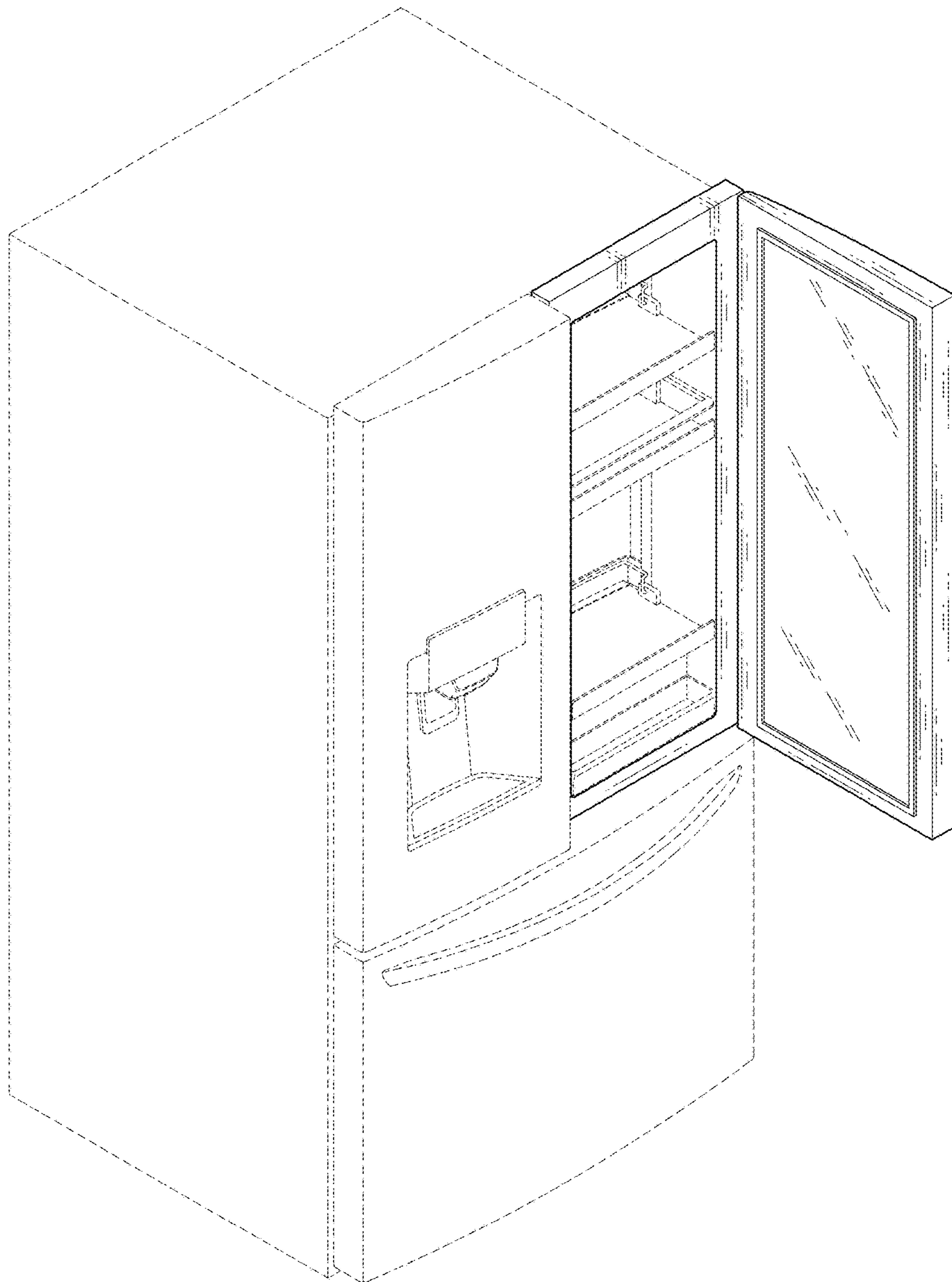


FIG. 14

