



US00D787510S

(12) **United States Design Patent** (10) **Patent No.:** **US D787,510 S**
Kitade (45) **Date of Patent:** **** May 23, 2017**

(54) **MOBILE TERMINAL**
(71) Applicant: **Panasonic Intellectual Property Management Co., Ltd., Osaka (JP)**
(72) Inventor: **Katsuhiro Kitade, Osaka (JP)**
(73) Assignee: **Panasonic Intellectual Property Management Co., Ltd., Osaka (JP)**

D622,692 S * 8/2010 McWilliam D14/138 G
D627,781 S * 11/2010 Wood D14/346
D645,009 S * 9/2011 Kaminsky D14/137
D653,233 S * 1/2012 Hofer D14/203.3
D657,358 S * 4/2012 Ferrari D14/341
D664,517 S 7/2012 Sutherland et al.
D675,180 S 1/2013 Zhang et al.
D675,181 S * 1/2013 Morgenroth D14/138 G
D687,406 S 8/2013 Xia et al.
D687,826 S * 8/2013 Jeon D14/341

(Continued)

(**) Term: **15 Years**

(21) Appl. No.: **29/554,902**

(22) Filed: **Feb. 16, 2016**

(51) **LOC (10) Cl.** **14-02**

(52) **U.S. Cl.**
USPC **D14/341**

(58) **Field of Classification Search**
USPC D14/157, 247–258, 315–318, 341–347,
D14/420, 426, 129, 130, 496, 137, 138 R,
D14/138 AA, 138 C, 138 G, 203.1, 203.3,
D14/203.4, 203.7, 388, 389; D10/50, 65,
D10/104.1; D21/329, 330; D18/7
CPC G06F 3/04883; G06F 3/0486; G06F
3/04847; G06F 3/04845; G06F 3/04817;
G06F 3/0484; G06F 1/1613; G06F
1/1647; G06F 1/1641; H04M 1/0279;
H04M 1/0281; H04M 1/0283; A63H
33/3016

See application file for complete search history.

(56) **References Cited**

U.S. PATENT DOCUMENTS

D429,226 S 8/2000 Siddoway et al.
D451,913 S * 12/2001 Vuolteenaho D14/248
D459,345 S * 6/2002 Vuolteenaho D14/248
D499,722 S * 12/2004 Widiaman D14/248
D539,777 S * 4/2007 Pena Angarita D14/138 R
D558,715 S * 1/2008 Lee D14/138 AD
D559,826 S * 1/2008 Lee D14/138 AD
D582,914 S * 12/2008 Croley D14/341
D617,754 S * 6/2010 Bang D14/138 AA

OTHER PUBLICATIONS

Panasonic announces fully rugged Toughpad FZ-F1 and FZ-N1 smartphones, announced Feb. 23, 2016 [online], [site visited Mar. 15, 2017]. Available from Internet, URL: <<https://www.mobigyaaan.com/panasonic-announces-fully-rugged-toughpad-fz-f1-and-fz-n1-smartphones>>.*

Primary Examiner — Barbara Fox
Assistant Examiner — Dana K Weiland
(74) *Attorney, Agent, or Firm* — Panasonic IP Management; Kerry S. Culpepper

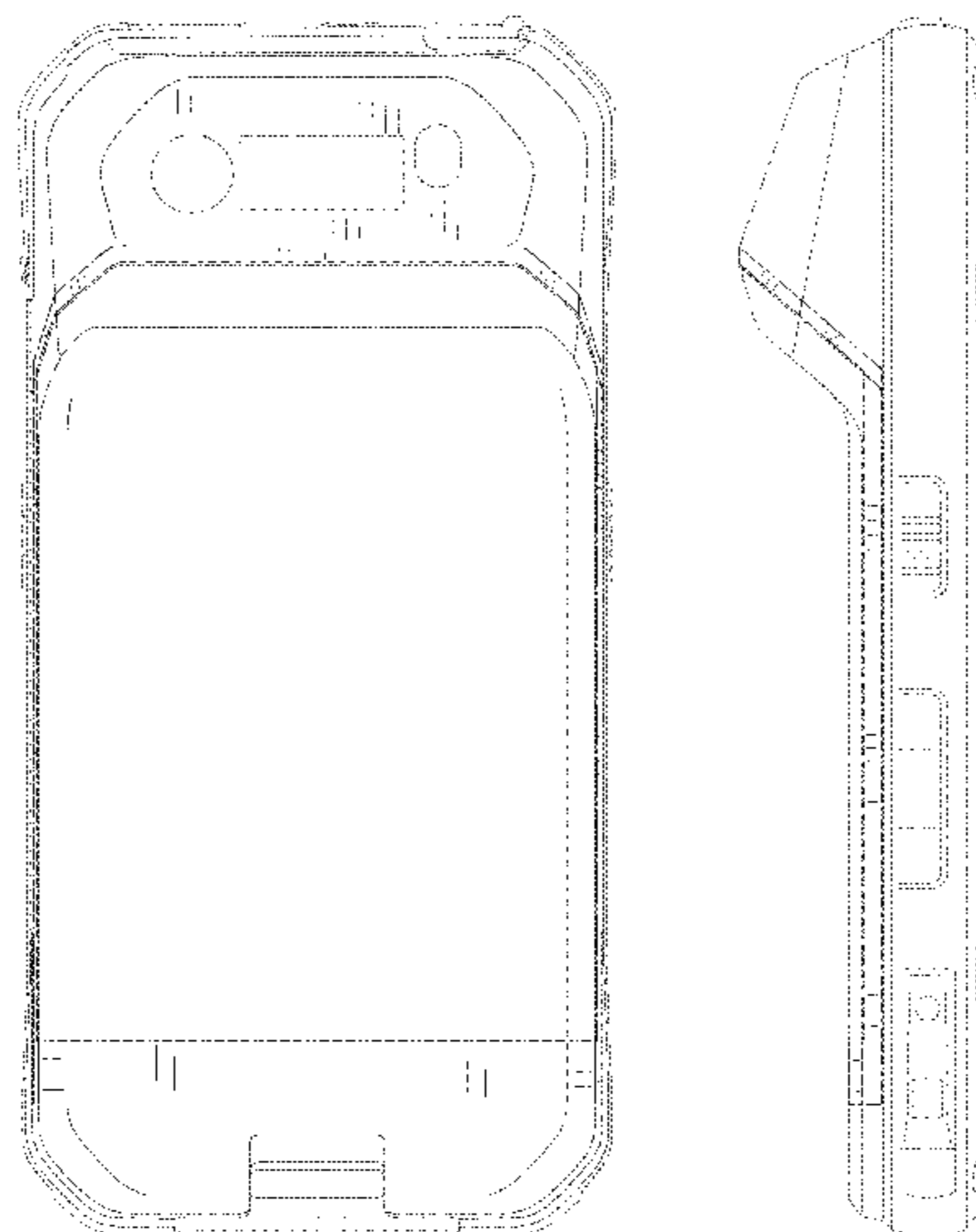
(57) **CLAIM**

I claim the ornamental design for a mobile terminal, as shown and described.

DESCRIPTION

FIG. 1 is a rear perspective view of a mobile terminal of the present invention;
FIG. 2 is a front view thereof;
FIG. 3 is a rear view thereof;
FIG. 4 is a left side view thereof;
FIG. 5 is a right side view thereof;
FIG. 6 is a top view thereof; and,
FIG. 7 is a bottom view thereof.
The broken lines shown in the drawings illustrate portions of the mobile terminal that form no part of the claimed design. Additionally, the uneven broken lines in the drawings define the limits of the claimed design.

1 Claim, 7 Drawing Sheets



(56)

References Cited

U.S. PATENT DOCUMENTS

D692,420 S * 10/2013 McManigal D14/341
D717,259 S * 11/2014 Ooi D14/137
D721,705 S * 1/2015 Lim D14/426
D730,343 S * 5/2015 Hemesath D14/250
D730,892 S * 6/2015 Lee D14/138 G
D731,452 S * 6/2015 Yong D14/137
D736,755 S * 8/2015 Kwak D14/248
D742,822 S * 11/2015 Ju D13/103
D743,332 S * 11/2015 Ju D13/103
D747,715 S 1/2016 Borgini et al.
D748,085 S * 1/2016 Merenda D14/250
D760,216 S * 6/2016 Krause D14/341
9,392,349 B2 * 7/2016 Merenda H04R 1/1033
D764,458 S * 8/2016 Jobetto D14/341
D771,033 S * 11/2016 Jobetto D14/341
D775,095 S * 12/2016 Kim D14/138 G
2014/0240689 A1 * 8/2014 Arbouzov G01S 17/023
356/4.01

* cited by examiner

FIG. 1

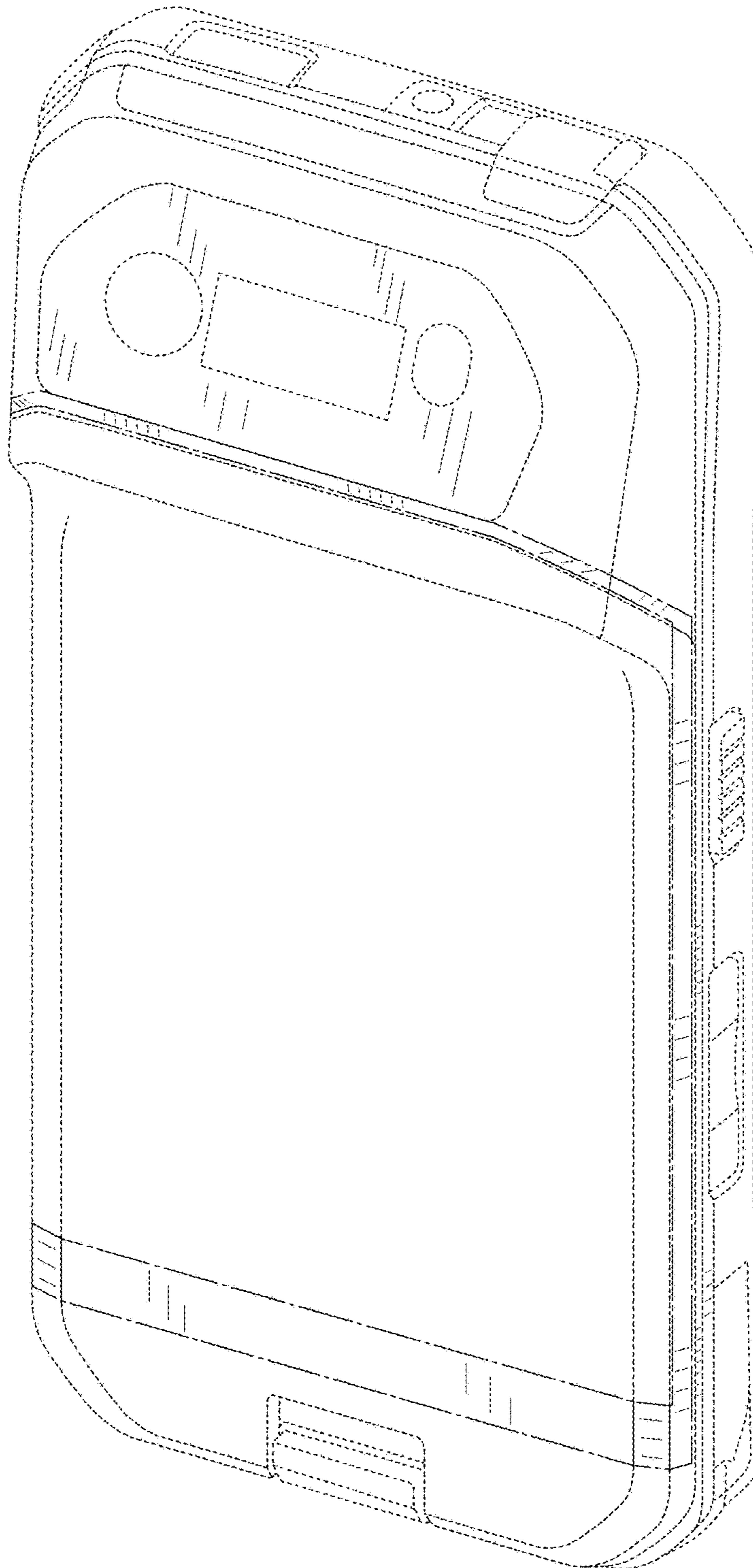


FIG. 2




FIG. 3




FIG. 4

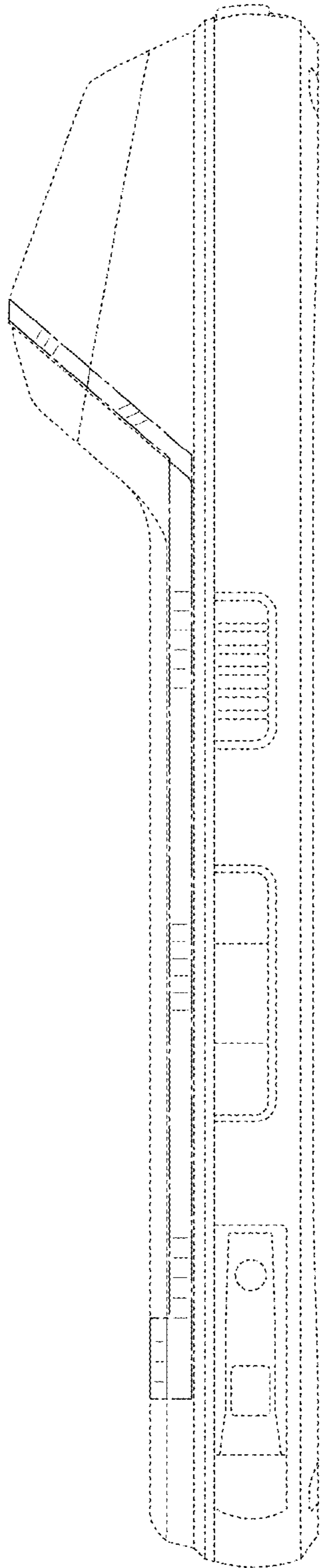


FIG. 5

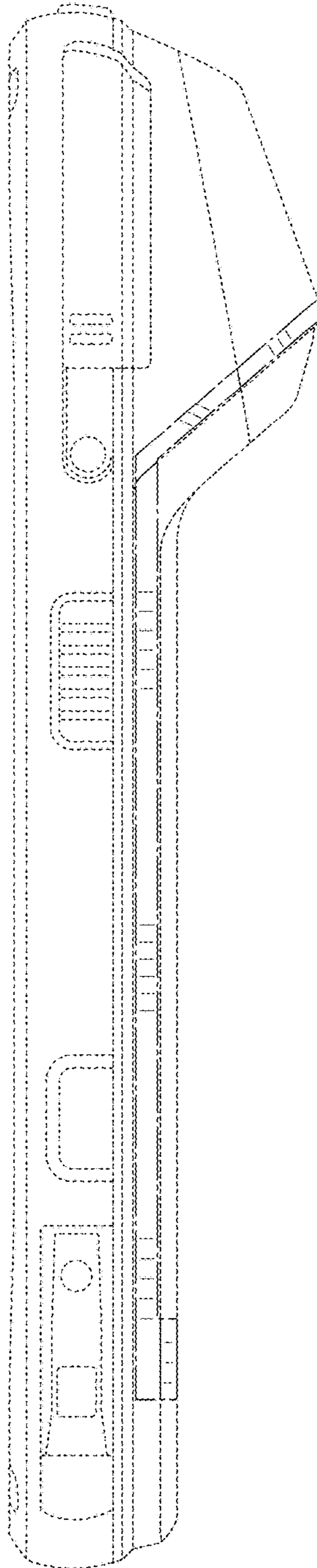


FIG. 6

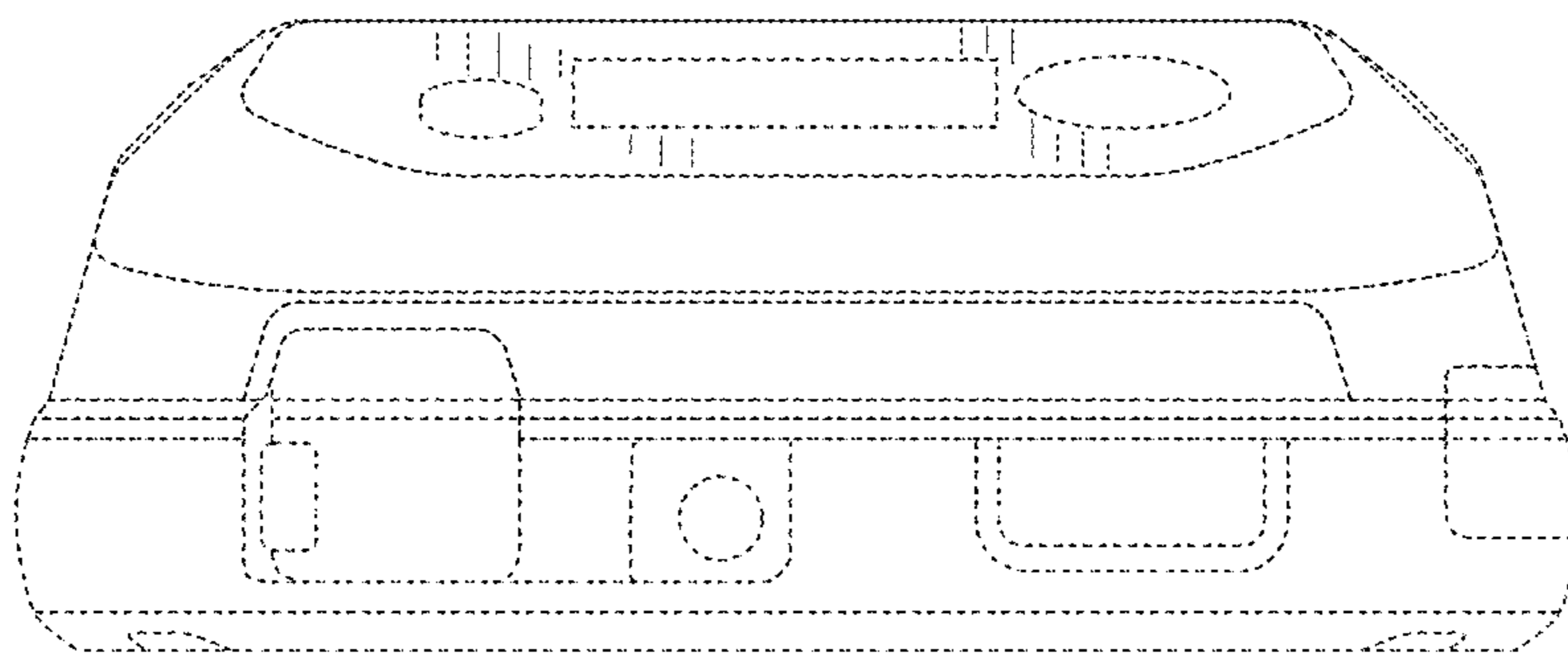


FIG. 7

