



US00D787492S

(12) **United States Design Patent** (10) **Patent No.:** **US D787,492 S**  
**Kim** (45) **Date of Patent:** **\*\* \*May 23, 2017**

(54) **CASE FOR ELECTRONIC DEVICES**

(71) Applicant: **Dae-Young Kim**, Seoul (KR)

(72) Inventor: **Dae-Young Kim**, Seoul (KR)

(73) Assignee: **SPIGEN KOREA CO., LTD.**,  
Geumcheon-Gu, Seoul (KR)

(\* ) Notice: This patent is subject to a terminal disclaimer.

(\*\*) Term: **14 Years**

(21) Appl. No.: **29/518,406**

(22) Filed: **Feb. 23, 2015**

(51) **LOC (10) Cl.** ..... **14-03**

(52) **U.S. Cl.**  
USPC ..... **D14/250**

(58) **Field of Classification Search**  
USPC ..... D14/143, 189, 203.2–203.7, 217, 238.1,  
D14/240, 248, 250, 251–253, 440, 447,  
D14/496; D13/103, 107–108, 119;  
D3/201, 218, 247, 269, 273, 301, 303  
CPC A45C 1/06; A45C 11/00; A45C 13/02; A45C  
2011/002; A45F 2005/026; A45F  
2200/0525; A45F 2200/0516; H04B  
1/3888; H04M 1/0283; H04M 1/0202  
See application file for complete search history.

(56) **References Cited**

**U.S. PATENT DOCUMENTS**

D619,361 S *	7/2010	Andre	.....	D3/269
D646,265 S *	10/2011	Fathollahi	.....	D14/250
D650,371 S *	12/2011	Wibby	.....	D14/238.1
D681,615 S *	5/2013	Fathollahi	.....	D14/250
D703,646 S *	4/2014	Fathollahi	.....	D14/250
D706,254 S *	6/2014	Chang	.....	D14/217
D746,273 S *	12/2015	Herbst	.....	D14/250
D749,535 S *	2/2016	Joung	.....	D14/138 G
2011/0050606 A1 *	3/2011	Zhang	.....	H04M 1/0202 345/173

(Continued)

**OTHER PUBLICATIONS**

<http://www.spigen.com/collections/galaxy-s6-edge/products/galaxy-s6-edge-case-slim-armor?variant=1161474189>—Downloaded Mar. 23, 2016.\*

(Continued)

*Primary Examiner* — Manpreet Matharu

*Assistant Examiner* — Mojtaba Tehrani

(74) *Attorney, Agent, or Firm* — East West Law Group;  
Heedong Chae

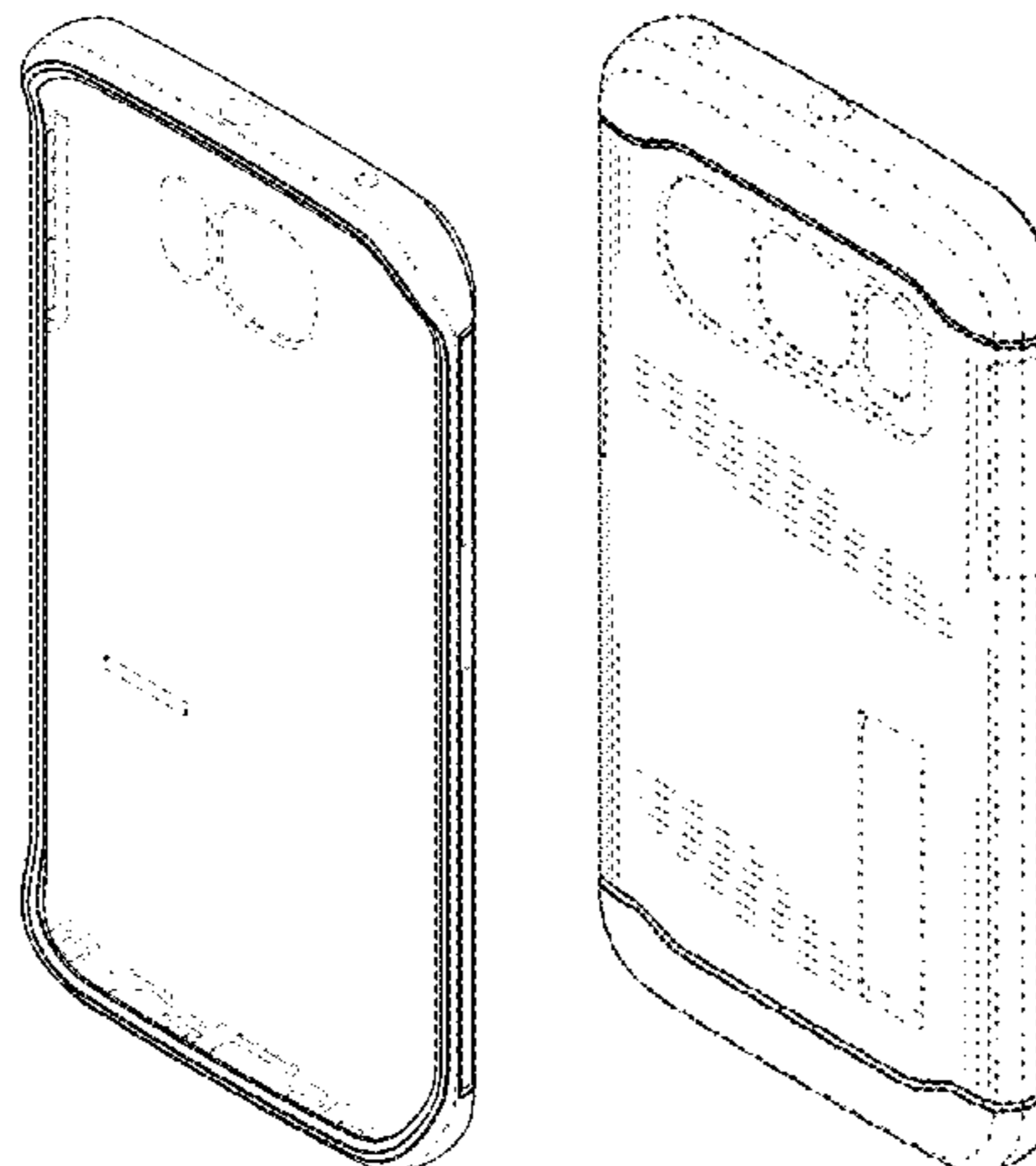
(57) **CLAIM**

The ornamental design for a case for electronic devices, as shown and described.

**DESCRIPTION**

FIG. 1 is a front perspective view of a case for electronic devices showing my new design;  
FIG. 2 is a rear perspective view thereof;  
FIG. 3 is a front elevational view thereof;  
FIG. 4 is a rear elevational view thereof;  
FIG. 5 is a left side elevational view thereof;  
FIG. 6 is a right side elevational view thereof;  
FIG. 7 is a top plan view thereof;  
FIG. 8 is a bottom plan view thereof;  
FIG. 9 is an exploded front perspective view thereof;  
FIG. 10 is an exploded rear perspective view thereof;  
FIG. 11 is a front perspective view of the inner shell of the case;  
FIG. 12 is a rear perspective view of the inner shell of the case;  
FIG. 13 is a front perspective view of the outer frame of the case; and,  
FIG. 14 is rear perspective view of the outer frame of the case.  
The broken line in the figure drawings represents unclaimed environment only and forms no part of the claimed design.

**1 Claim, 14 Drawing Sheets**



(56)

**References Cited**

U.S. PATENT DOCUMENTS

2015/0335116 A1\* 11/2015 Kim ..... A45C 11/00  
224/191

OTHER PUBLICATIONS

[http://www.amazon.com/Spigen%C2%AE-CUSHION-Cushioned-Corners-Protective/dp/B00SV63G38/ref=cm\\_cr\\_ar\\_p\\_d\\_product\\_top?ie=UTF8](http://www.amazon.com/Spigen%C2%AE-CUSHION-Cushioned-Corners-Protective/dp/B00SV63G38/ref=cm_cr_ar_p_d_product_top?ie=UTF8)—Earliest review date of Apr. 3, 2015.\*  
<http://www.androidcentral.com/top-6-cases-samsung-galaxy-s6-edge>—Published Apr. 30, 2015.\*

\* cited by examiner

FIG. 1

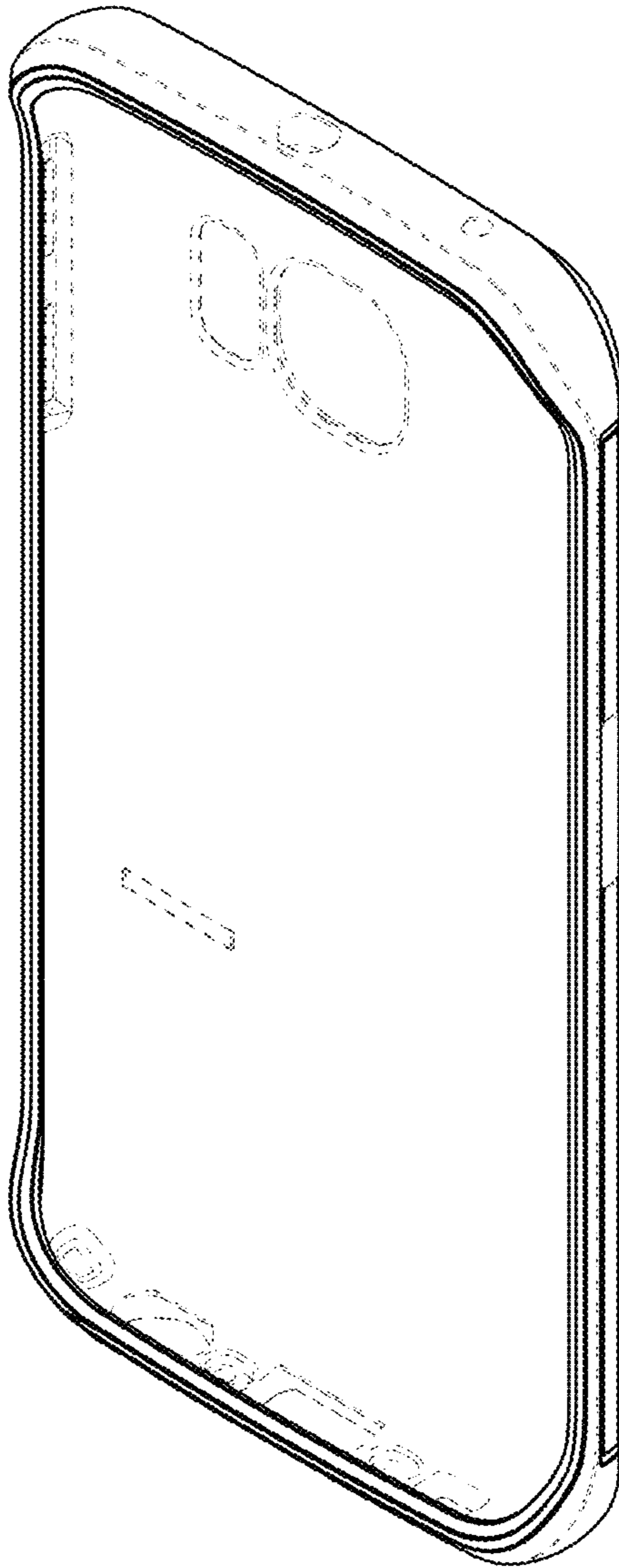


FIG. 2

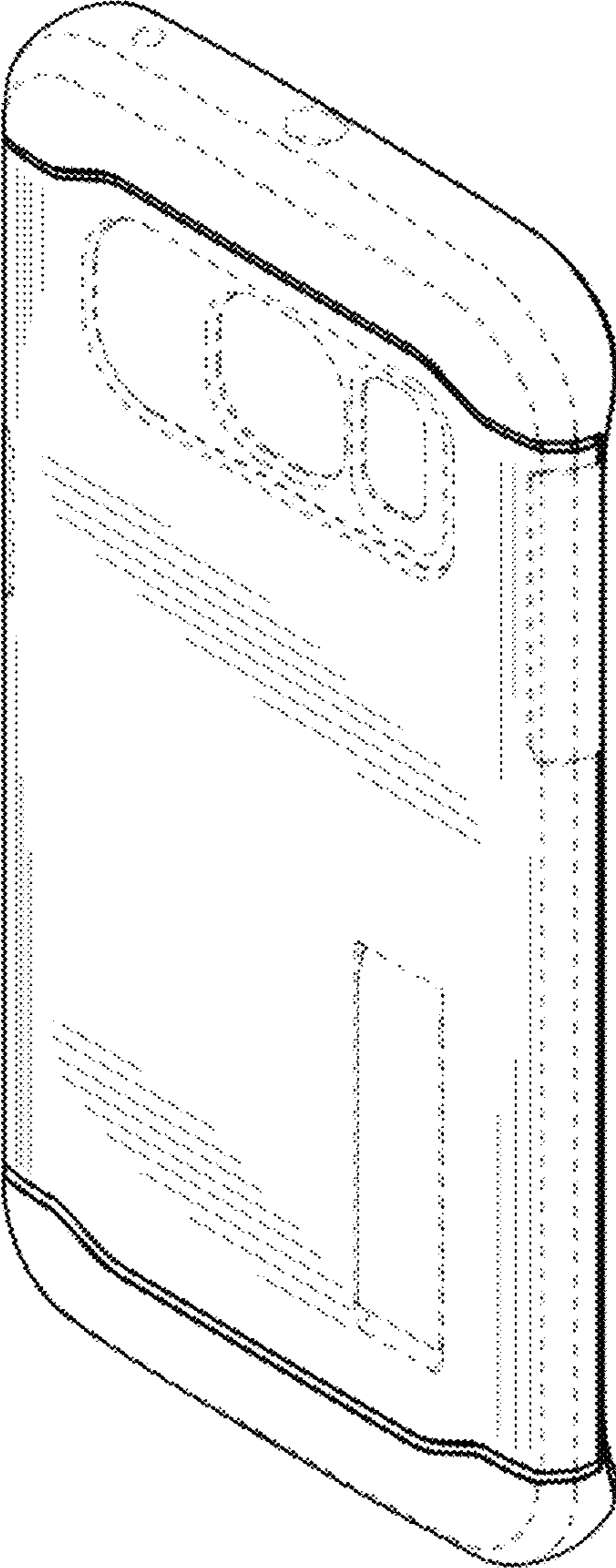


FIG. 3






FIG. 4




FIG. 5




FIG. 6





FIG. 7

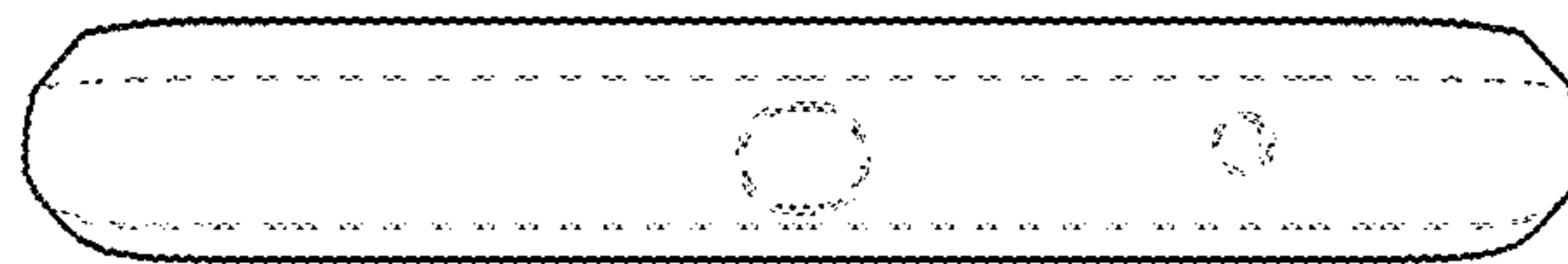


FIG. 8

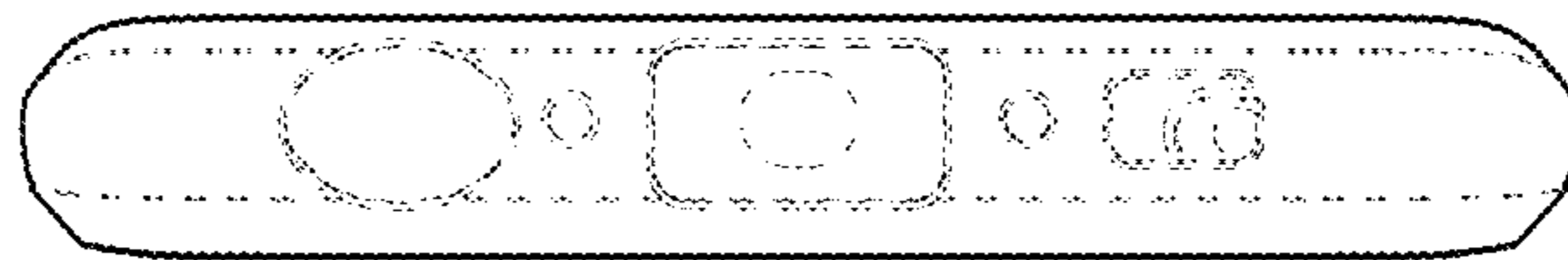


FIG. 9

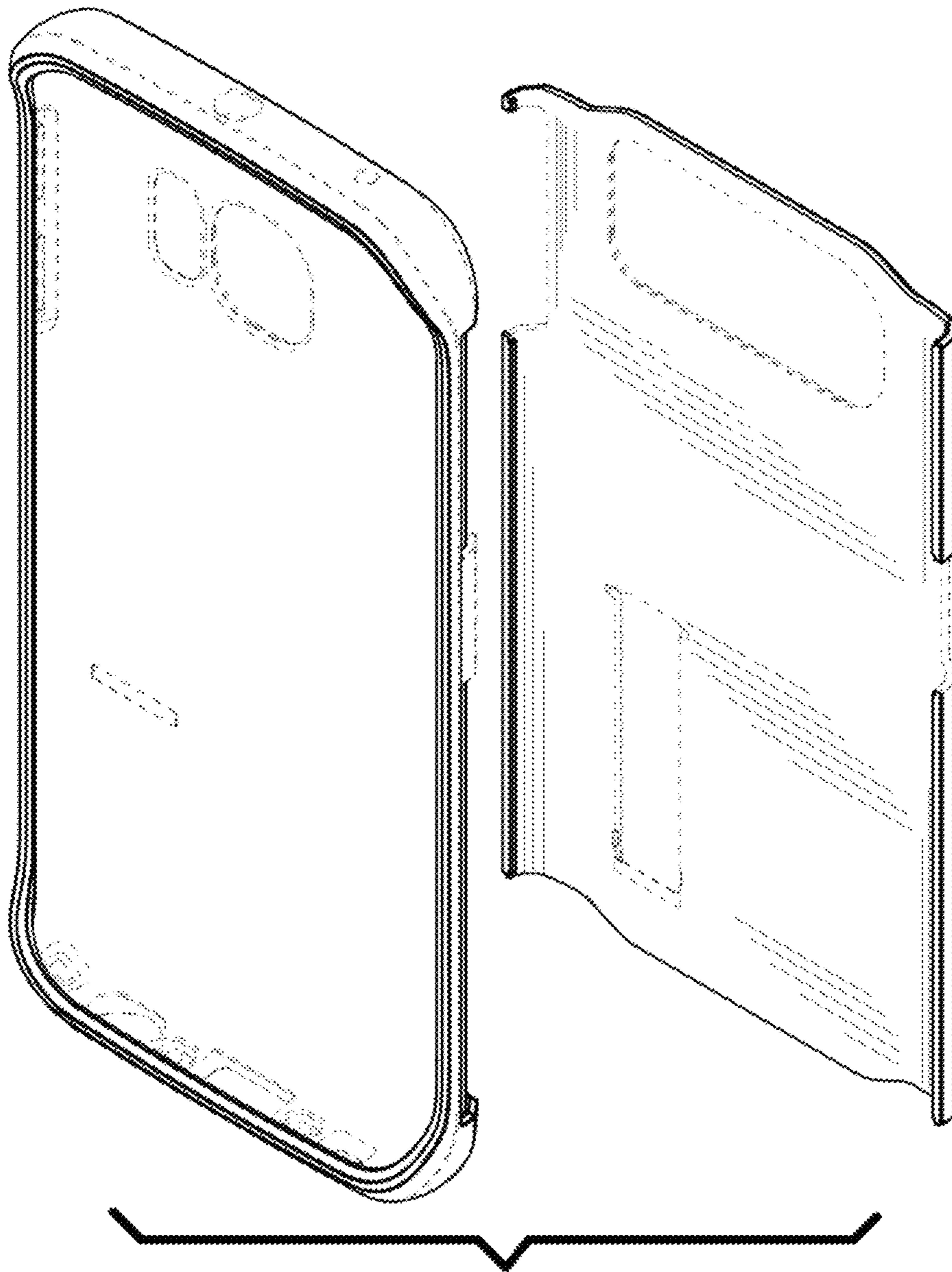


FIG. 10

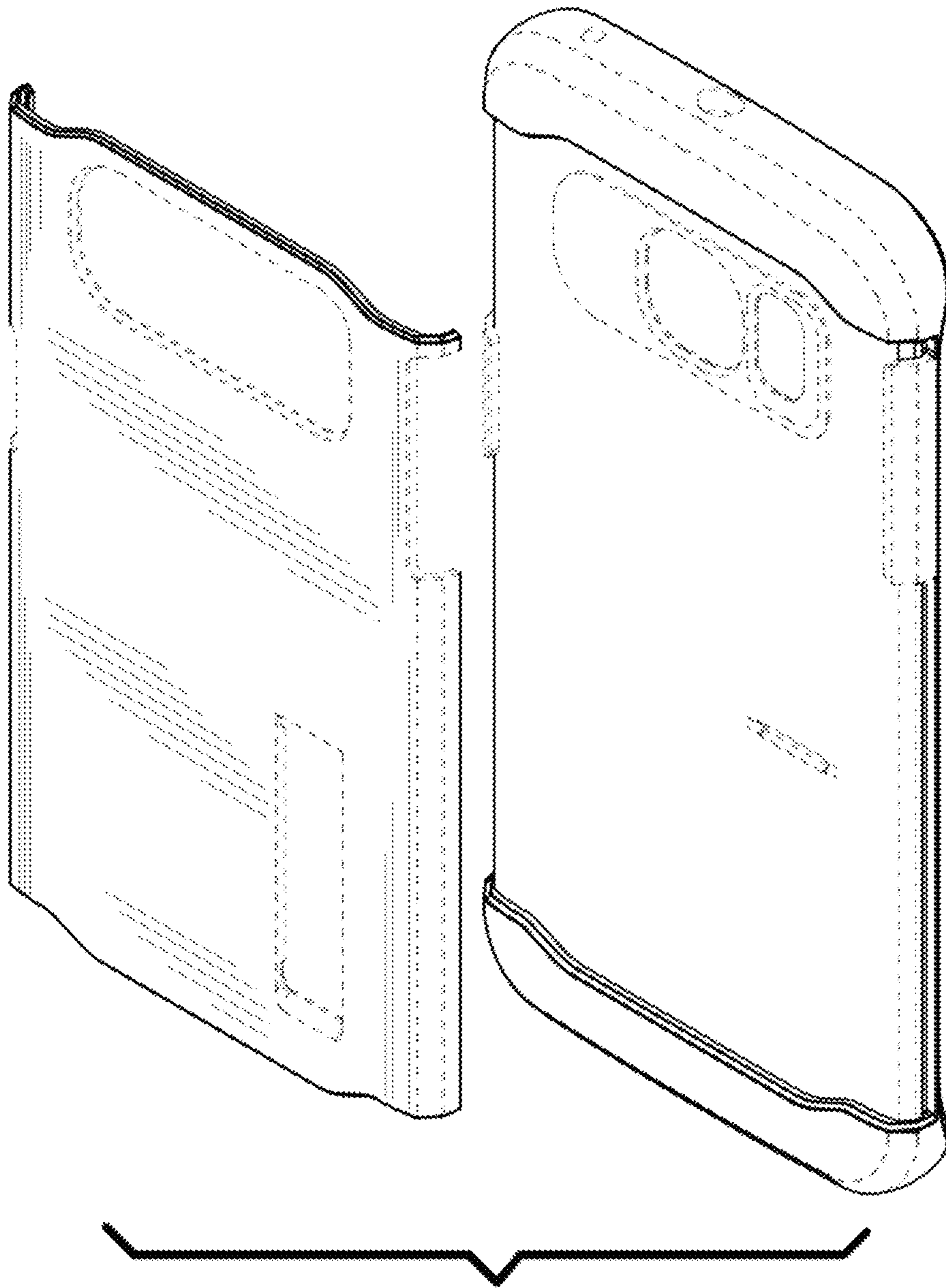


FIG. 11

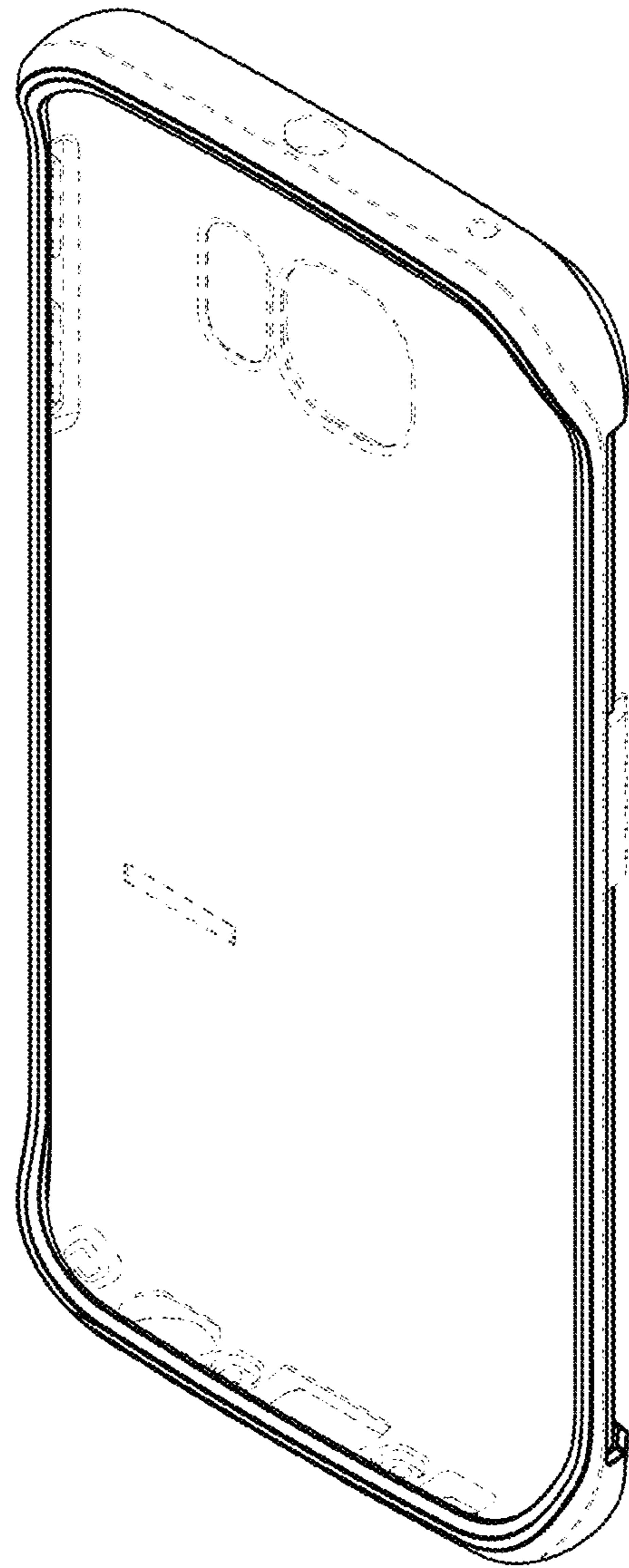


FIG. 12

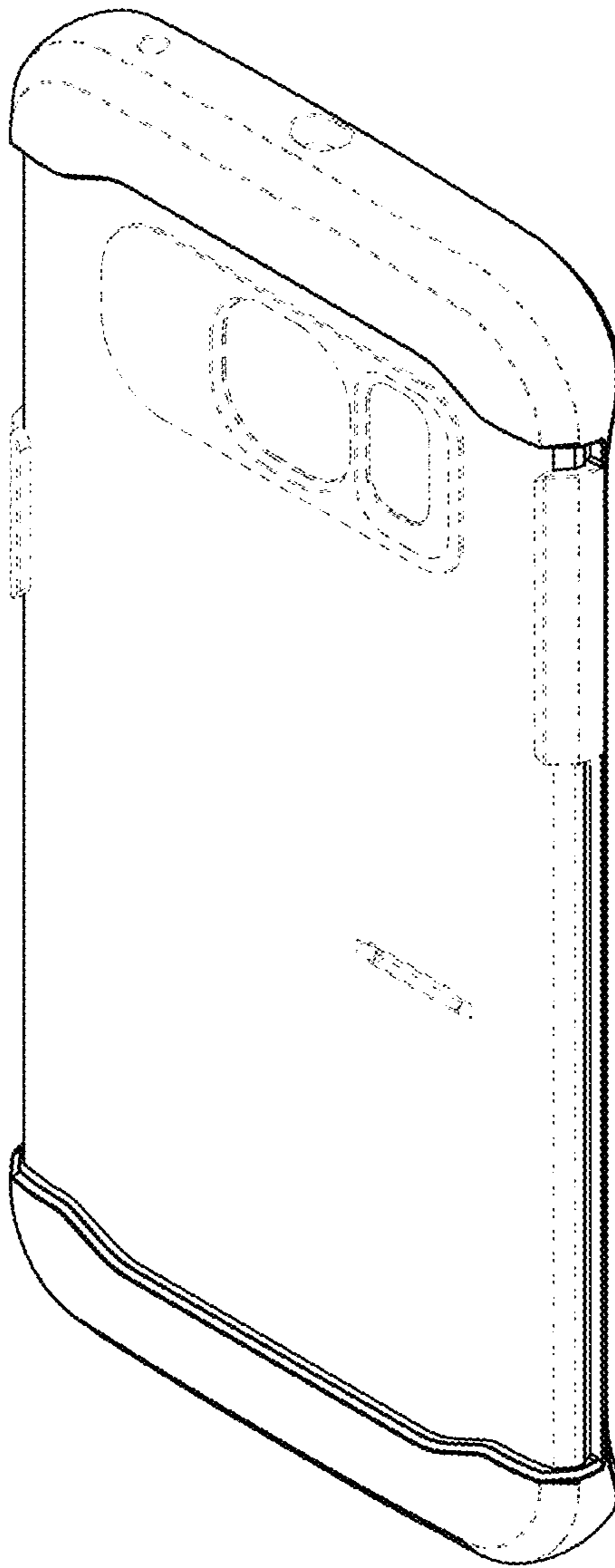




FIG. 13

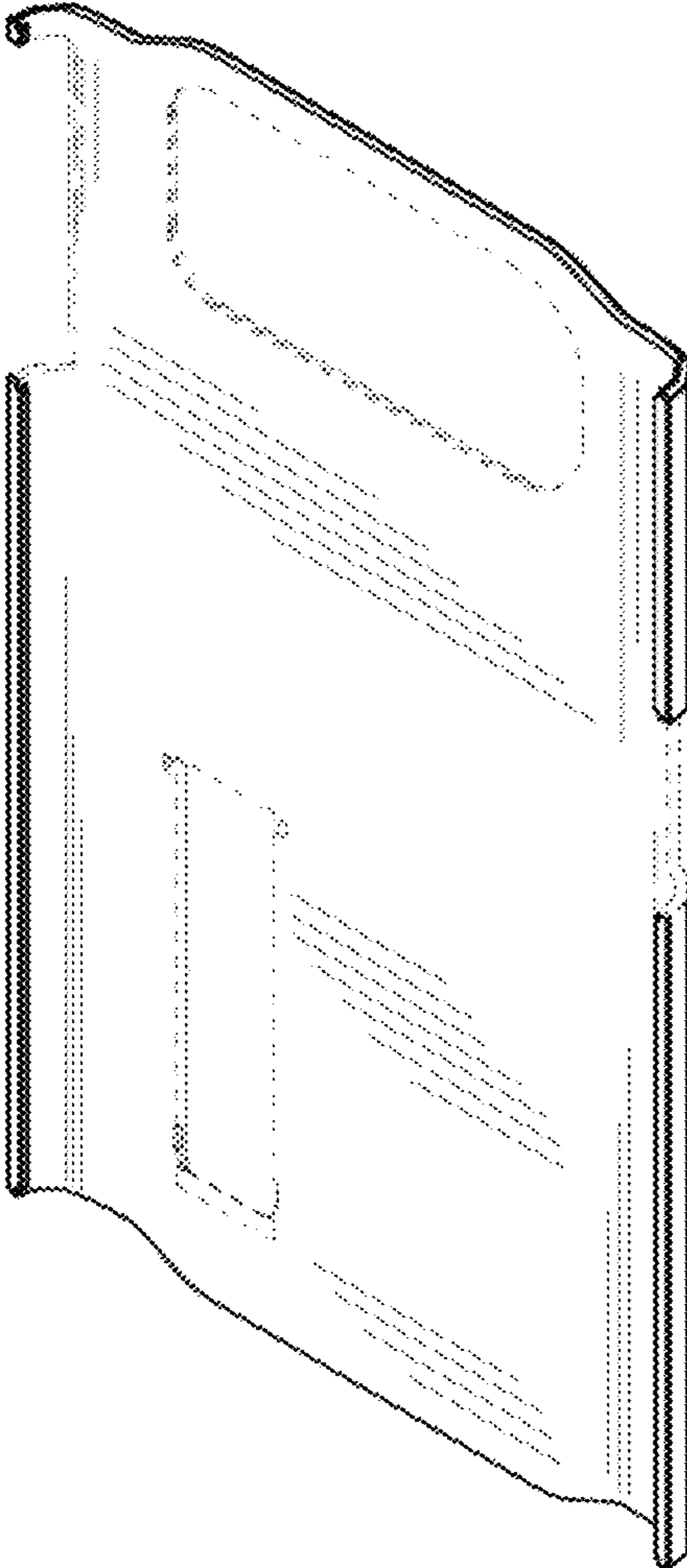


FIG. 14

