



US00D787472S

(12) **United States Design Patent**
Liu

(10) **Patent No.:** **US D787,472 S**

(45) **Date of Patent:** **** May 23, 2017**

(54) **VERTICAL SOUND BOX**

(71) Applicant: **Qingdao Gren Technology Co., Ltd.**,
Qingdao, Shandong (CN)

(72) Inventor: **Rong Liu**, Shandong (CN)

(73) Assignee: **QINGDAO GREN TECHNOLOGY
CO., LTD.**, Qingdao (CN)

(**) Term: **15 Years**

(21) Appl. No.: **29/553,723**

(22) Filed: **Feb. 4, 2016**

(30) **Foreign Application Priority Data**

Sep. 1, 2015 (CN) 2015 3 0334814

(51) **LOC (10) Cl.** **14-01**

(52) **U.S. Cl.**
USPC **D14/216**; D14/204; D14/210; D14/211

(58) **Field of Classification Search**
USPC D14/168, 188, 194, 195, 196, 204, 210,
D14/211, 212, 213, 214, 215, 216
CPC B60R 11/0217; G06F 1/1688; G10K 9/22;
G10K 11/004; H03F 1/327; H04M 1/03;
H04M 1/035; H04N 5/642; H04N
21/4852; H04S 3/00; H04S 7/30; H04R
1/02; H04R 1/06; H04R 1/021; H04R
1/025; H04R 1/026; H04R 1/028; H04R
1/105; H04R 1/323; H04R 1/403; H04R
1/2803; H04R 1/2834; H04R 5/02; H04R
7/20; H04R 9/06; H04R 9/025; H04R
2201/021; H04R 2400/00; H04R 2400/07;
H04R 2499/11; H04R 2499/13; H04R
2499/15

See application file for complete search history.

(56) **References Cited**

U.S. PATENT DOCUMENTS

3,531,602	A *	9/1970	Brown	H04B 1/08 181/173
D516,542	S *	3/2006	Kang	D14/214
D531,985	S *	11/2006	Yeom	D14/211
D537,070	S *	2/2007	Warden	D14/214
D542,272	S *	5/2007	Shiono	D14/214
D563,388	S *	3/2008	Aquillano	D14/214
D603,368	S *	11/2009	Jang	D14/194
D643,018	S *	8/2011	Kim	D14/214
D679,265	S *	4/2013	Lee	D14/204
D713,380	S *	9/2014	Kim	D14/209.1
D718,276	S *	11/2014	Yamamoto	D14/214
D730,869	S *	6/2015	Lee	D14/214
2008/0089547	A1 *	4/2008	Young	G11B 33/124 381/386

* cited by examiner

Primary Examiner — Keli L Hill

Assistant Examiner — Karra S Johnson


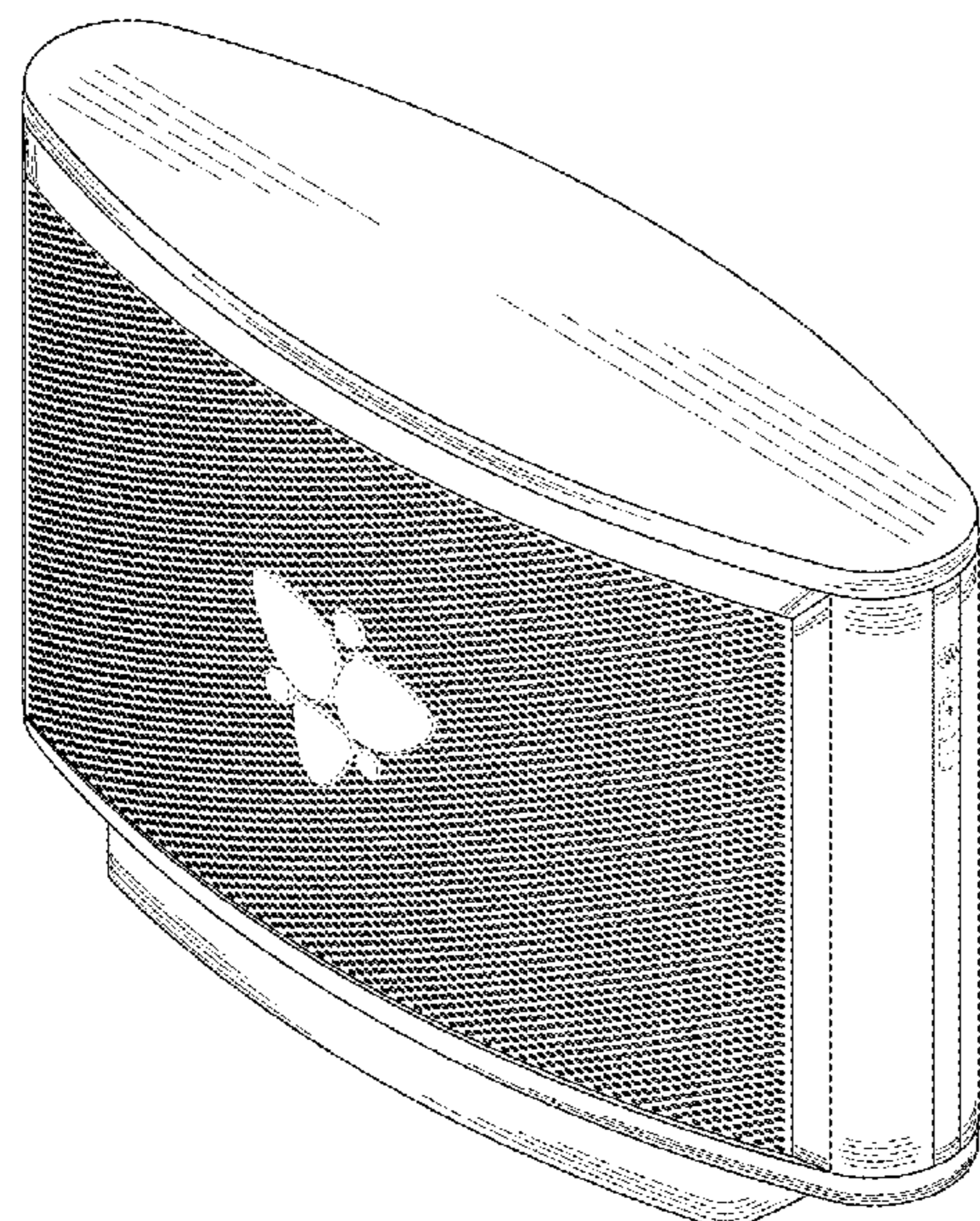
(57) **CLAIM**

The ornamental design for a vertical sound box, as shown and described.

DESCRIPTION

FIG. 1 is a front elevational view of a vertical sound box showing my new design;
FIG. 2 is a rear elevational view thereof;
FIG. 3 is a left side view thereof;
FIG. 4 is a right side view thereof;
FIG. 5 is a top plan view thereof;
FIG. 6 is a bottom plan view thereof;
FIG. 7 is a first perspective view thereof; and,
FIG. 8 is a second perspective view thereof.
The broken lines showing features of the vertical sound box form no part of the claimed design.

1 Claim, 8 Drawing Sheets






Fig. 1

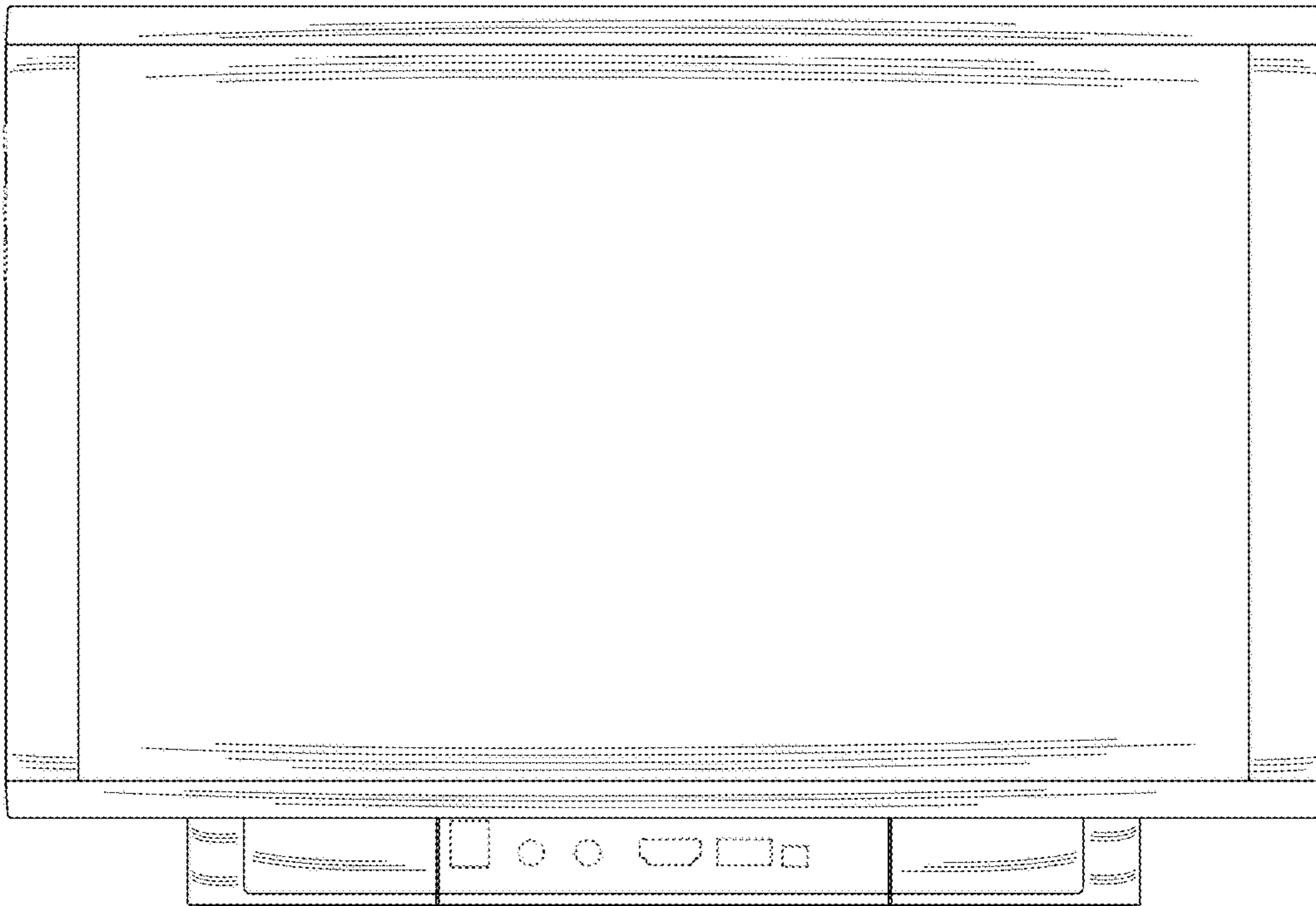


Fig. 2

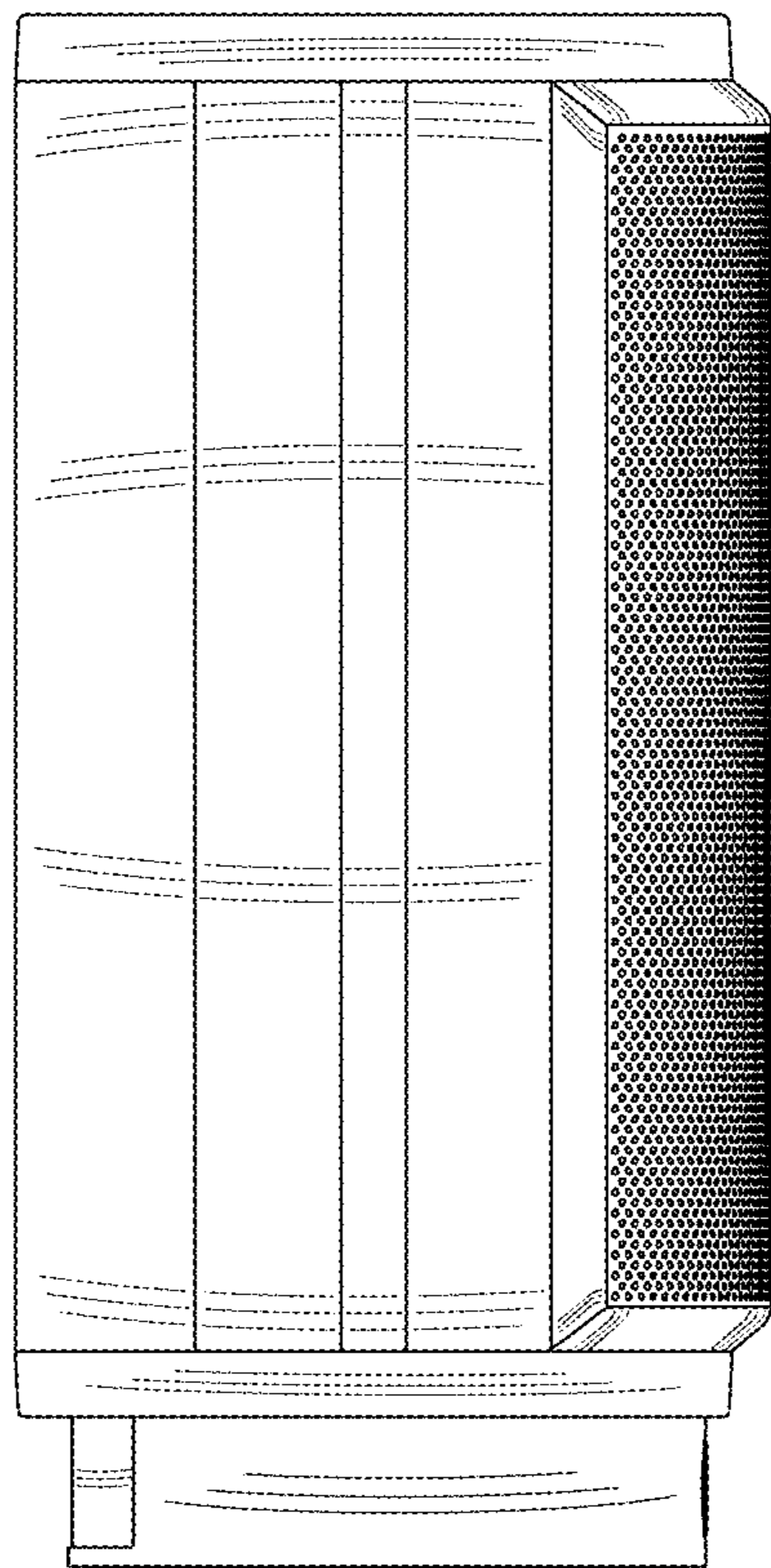


Fig. 3

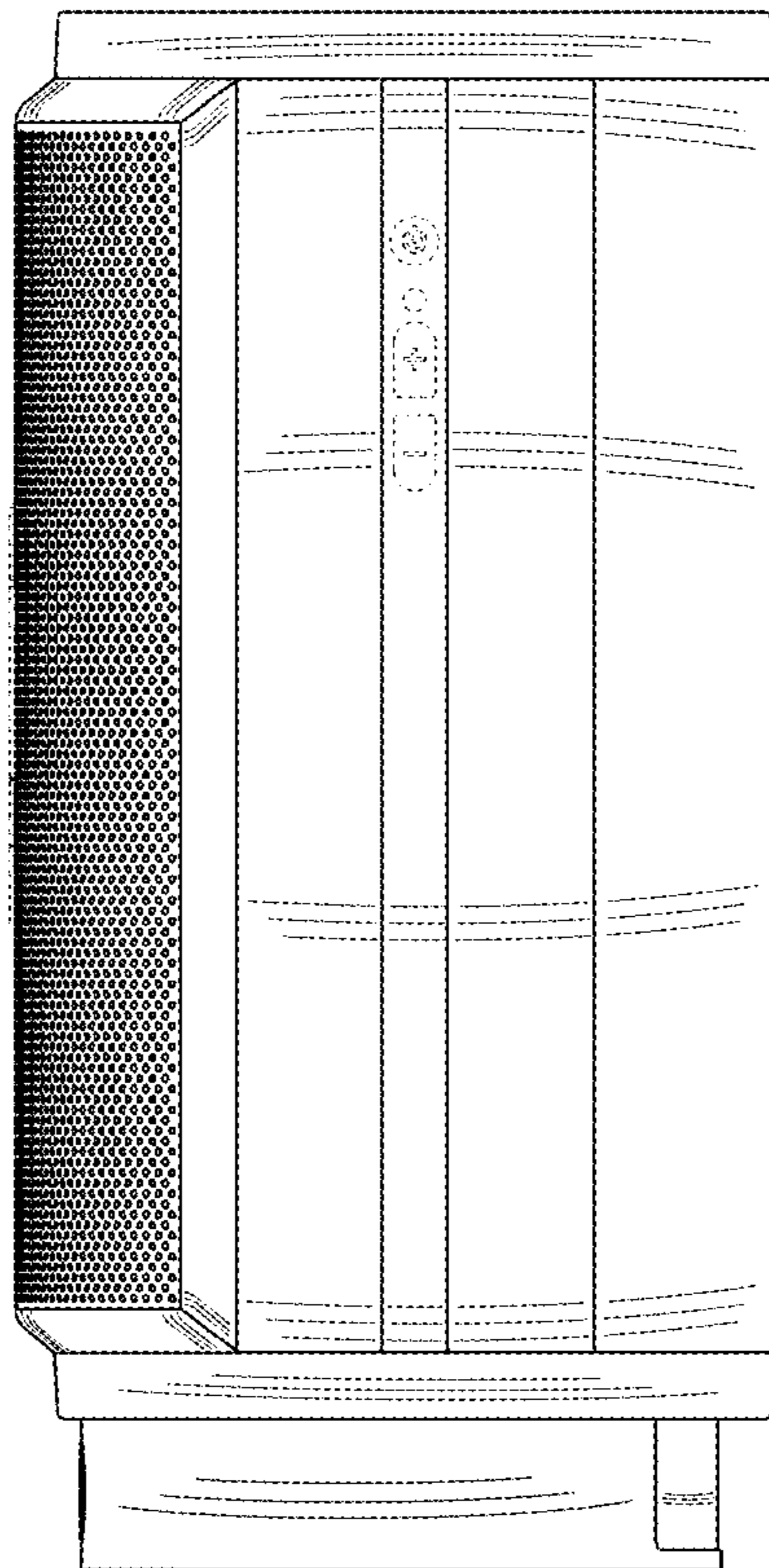


Fig. 4

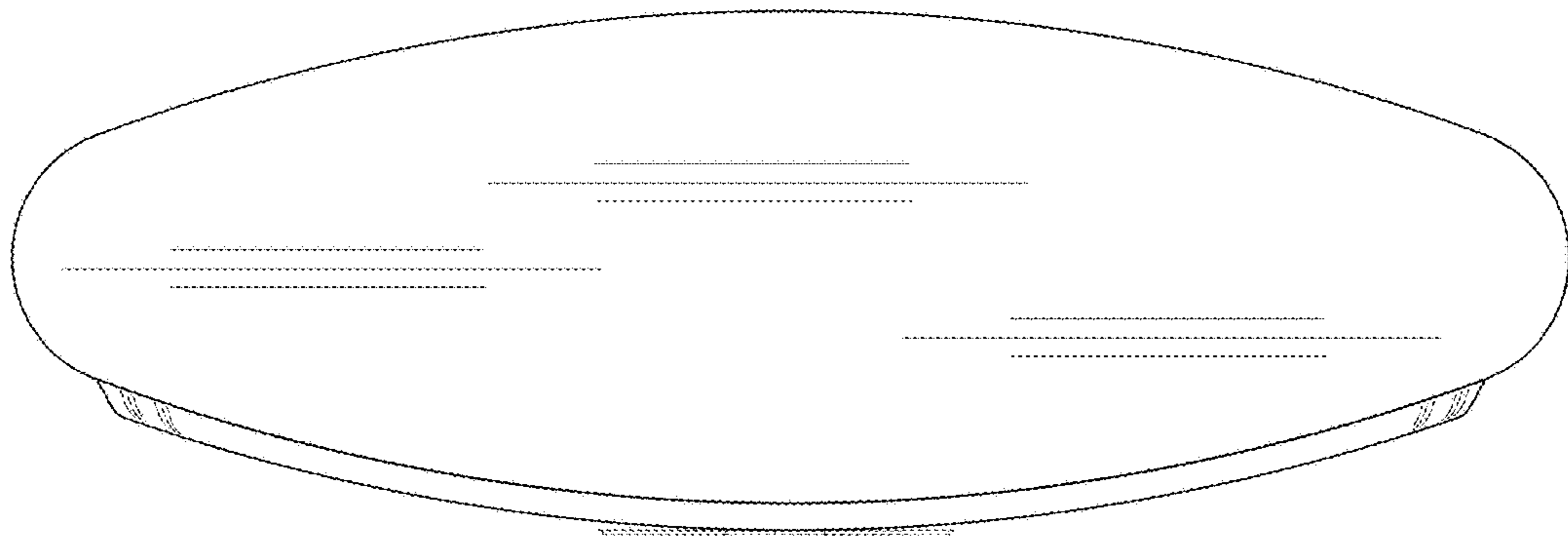


Fig. 5

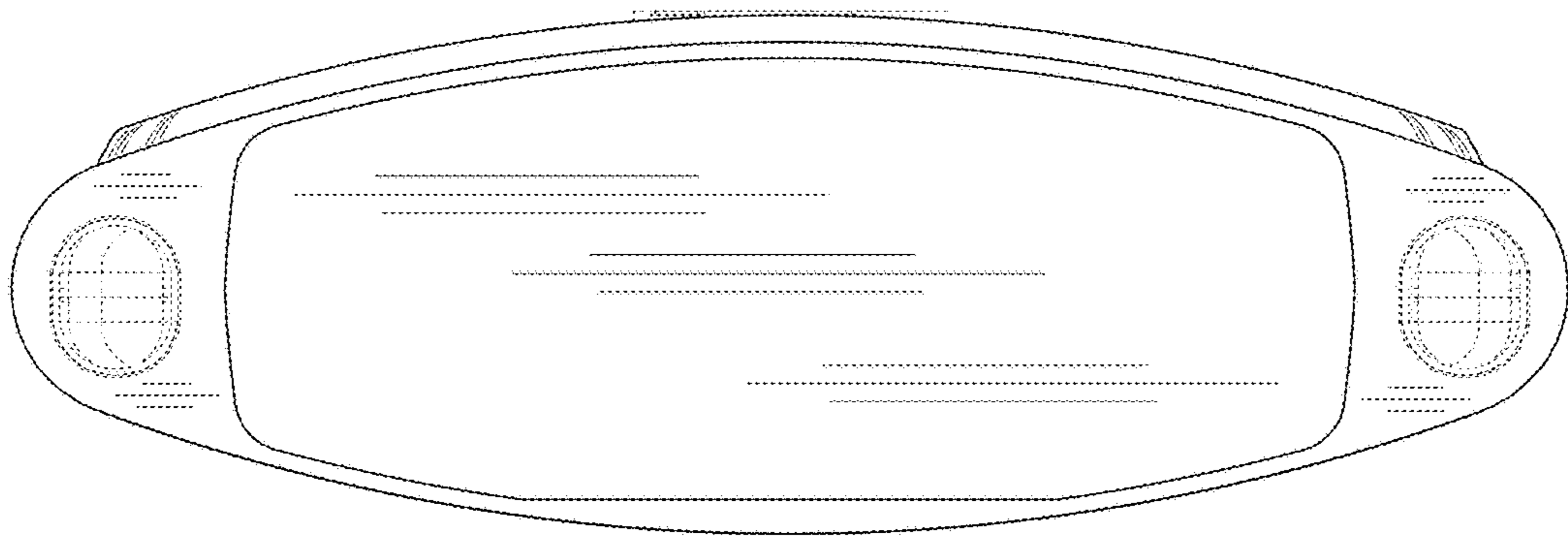


Fig. 6

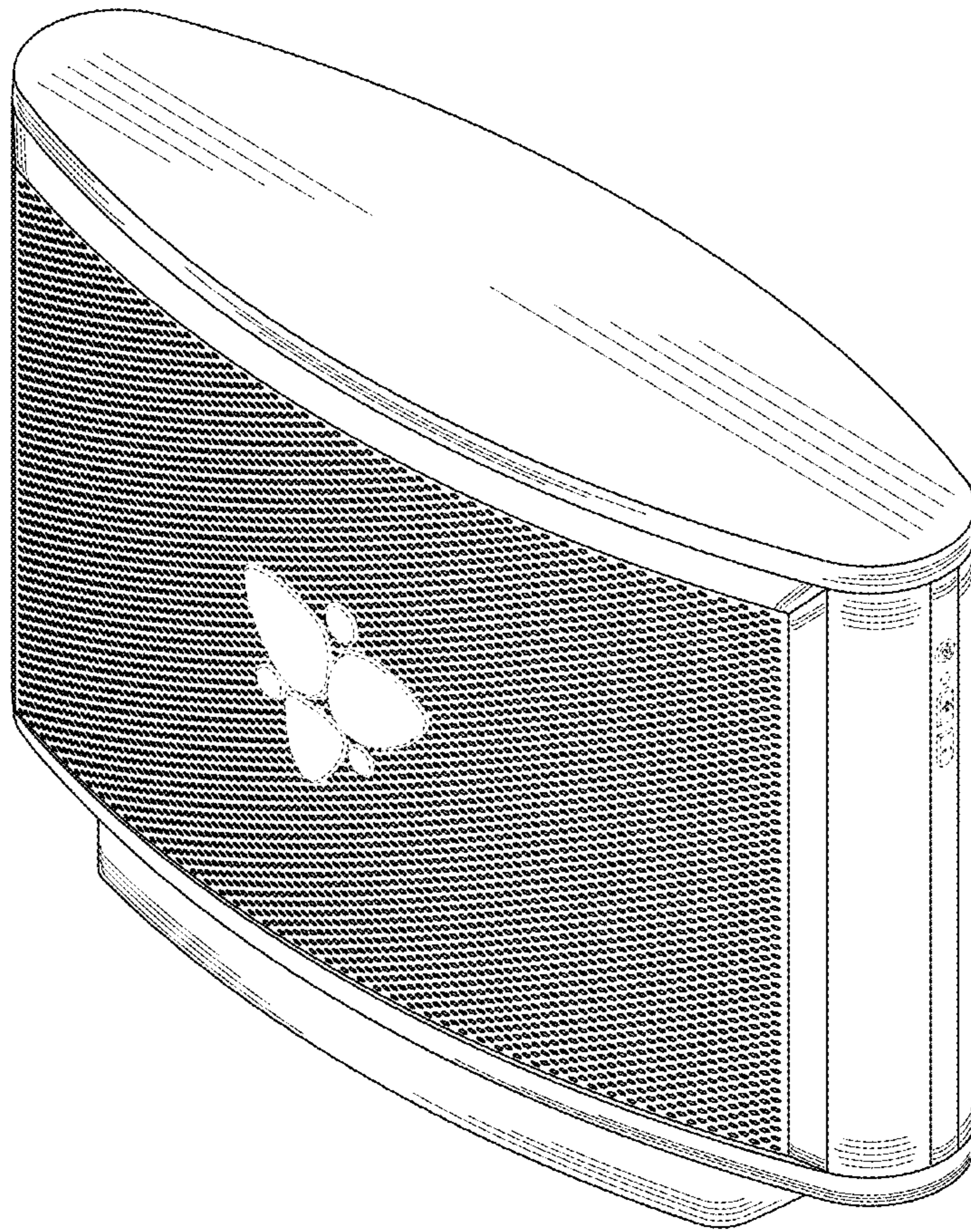


Fig. 7




Fig. 8