



US00D787433S

(12) **United States Design Patent**  
**Fontaine et al.**

(10) **Patent No.:** **US D787,433 S**

(45) **Date of Patent:** **\*\* May 23, 2017**

(54) **TIRE**

(71) Applicant: **The Goodyear Tire & Rubber Company, Akron, OH (US)**

(72) Inventors: **Sebastien Willy Fontaine, Vichten (LU); Armand Rene Gabriel Leconte, Bigonville (LU); Bingshan Han, Ettelbruck (LU); Franck Tuccella, Lexy (FR); Gregory Jardot, Hettange-Grande (FR); Ronnie Roger Dhaeze, Thiaumont (BE); Manfred Josef Jung, Freisen (DE); Alexander Ossipov, Leuven (BE); William Urbano Villamizar, Mersch (LU); Michel Mottard, Fratin (BE)**

(73) Assignee: **The Goodyear Tire & Rubber Company, Akron, OH (US)**

(\*\*) Term: **14 Years**

(21) Appl. No.: **29/522,509**

(22) Filed: **Mar. 31, 2015**

(51) **LOC (10) Cl.** ..... **12-15**

(52) **U.S. Cl.**  
USPC ..... **D12/590**

(58) **Field of Classification Search**  
USPC ..... D12/559, 564, 586, 588, 589, 590, 591,  
D12/594, 595, 598, 600, 601, 602, 603  
CPC ..... B60C 11/0306; B60C 11/11; B60C 11/12;  
B60C 11/0311; B60C 11/0346; B60C  
11/0386

See application file for complete search history.

(56) **References Cited**

**U.S. PATENT DOCUMENTS**

D432,956 S 10/2000 Ricquet ..... D12/141  
D451,453 S 12/2001 Maxwell et al. .... D12/147

D522,442 S	6/2006	Shirouzu .....	D12/515
D559,767 S	1/2008	Graas et al. ....	D12/521
D579,865 S *	11/2008	Matsuyama .....	D12/586
D586,724 S	2/2009	Seibert et al. ....	D12/519
D586,725 S	2/2009	Fontaine et al. ....	D12/519
D586,734 S *	2/2009	Bindner .....	D12/590
D593,931 S	6/2009	Fontaine et al. ....	D12/521
D597,474 S	8/2009	Yamakawa et al. ....	D12/519
D601,939 S	10/2009	Fontaine et al. ....	D12/519
D604,231 S *	11/2009	Hada .....	D12/586
D606,002 S	12/2009	Yamakawa et al. ....	D12/519
D607,809 S	1/2010	Fontaine et al. ....	D12/523
D609,161 S	2/2010	Fontaine et al. ....	D12/517
D613,240 S *	4/2010	Mukai .....	D12/590
D634,699 S	3/2011	Fontaine et al. ....	D12/517
D638,348 S	5/2011	Harvey et al. ....	D12/521

(Continued)

*Primary Examiner* — Robert M Spear

(74) *Attorney, Agent, or Firm* — Robert N. Lipsik

(57) **CLAIM**

The ornamental design for a tire, as shown and described.

**DESCRIPTION**

FIG. 1 is a perspective view of a tire showing our design, it being understood that the pattern repeats uniformly throughout the circumference of the tread;


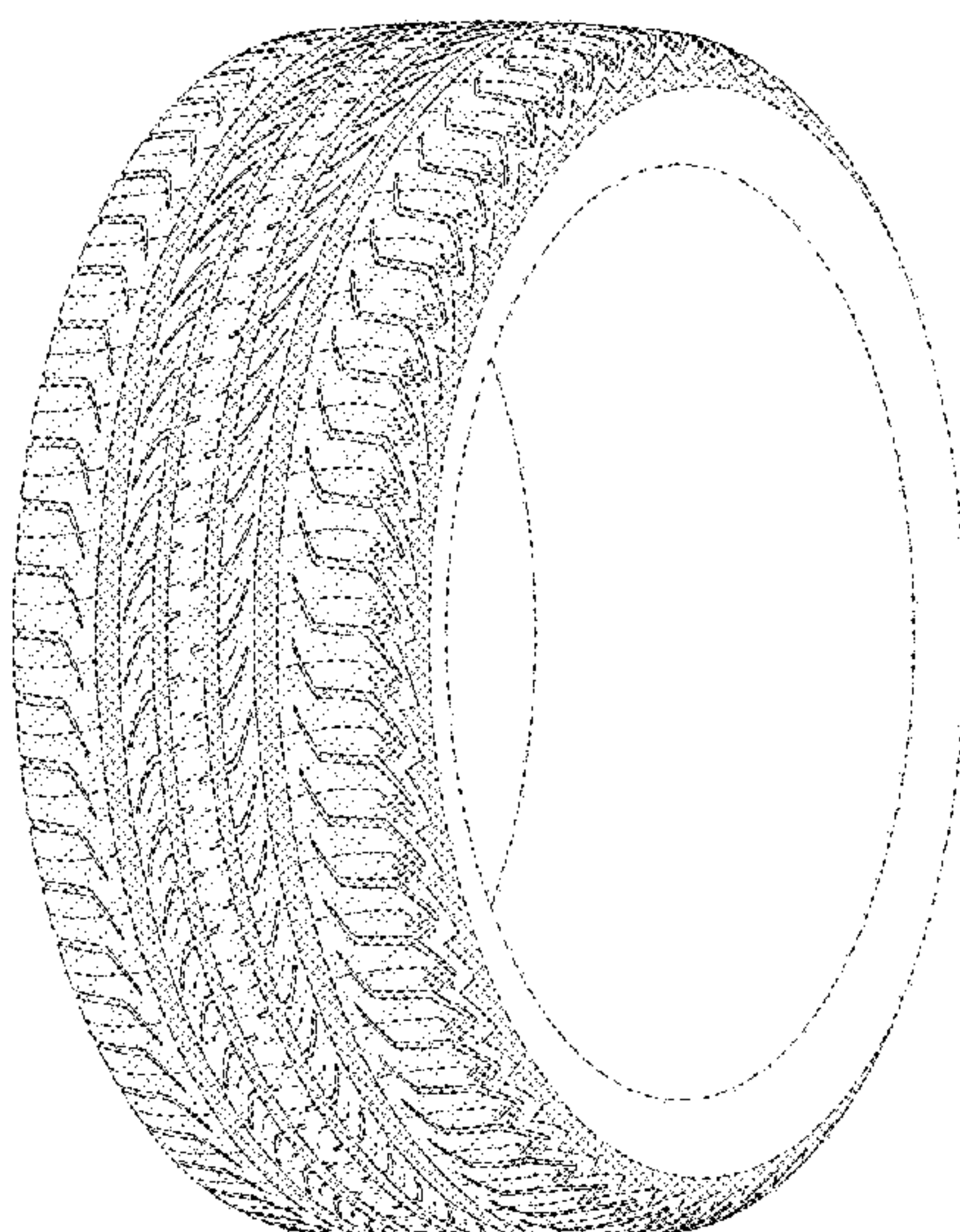
FIG. 2 is a front elevational view thereof;

FIG. 3 is a right side elevational view thereof; the opposite side elevational view being identical thereto; and,

FIG. 4 is an enlarged fragmentary front elevational view thereof.

In the drawings, the unshaded portions of the tire form no part of the claim; the broken lines showing of tie bars in the portion of the zigzag elements in the shoulder and intermediary rows of tread, oblong elements in the shoulder row of tread, sidewall, inner bead, peripheral boundary between the tire tread and the sidewall in FIGS. 1 through 4 depict environmental subject matter and form no part of the claimed design.

**1 Claim, 4 Drawing Sheets**



(56)

**References Cited**

U.S. PATENT DOCUMENTS

D639,719 S	6/2011	Harvey et al. ....	D12/521
D639,720 S	6/2011	Harvey et al. ....	D12/521
D644,592 S	9/2011	Grabo et al. ....	D12/519
D644,593 S	9/2011	Fontaine et al. ....	D12/523
D659,075 S	5/2012	Harvey et al. ....	D12/521
D659,633 S	5/2012	Bindner et al. ....	D12/521
D662,451 S	6/2012	Schmalix et al. ....	D12/521
D668,598 S	10/2012	Hughes et al. ....	D12/521
D694,702 S	12/2013	Leconte et al. ....	D12/521
D709,024 S *	7/2014	Shin .....	D12/586
D710,290 S	8/2014	Leconte et al. ....	D12/517
D710,293 S	8/2014	Fontaine et al. ....	D12/588
D720,681 S	1/2015	Bindner et al. ....	D12/523
D726,104 S *	4/2015	Scheifele .....	D12/603
D731,405 S *	6/2015	Fujita .....	D12/584
D750,010 S *	2/2016	Kato .....	D12/519
D753,051 S *	4/2016	Kato .....	D12/584

\* cited by examiner



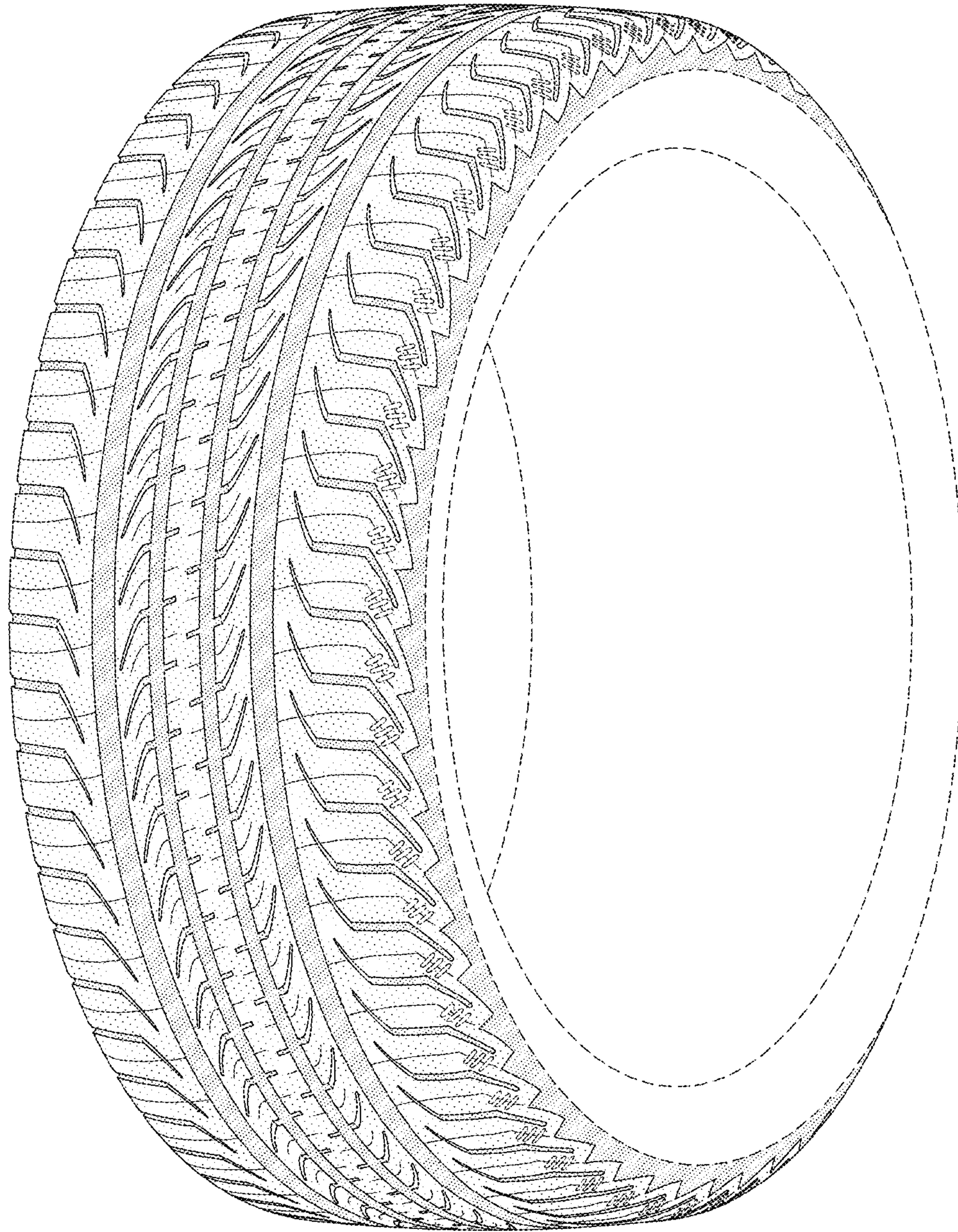


FIG-1



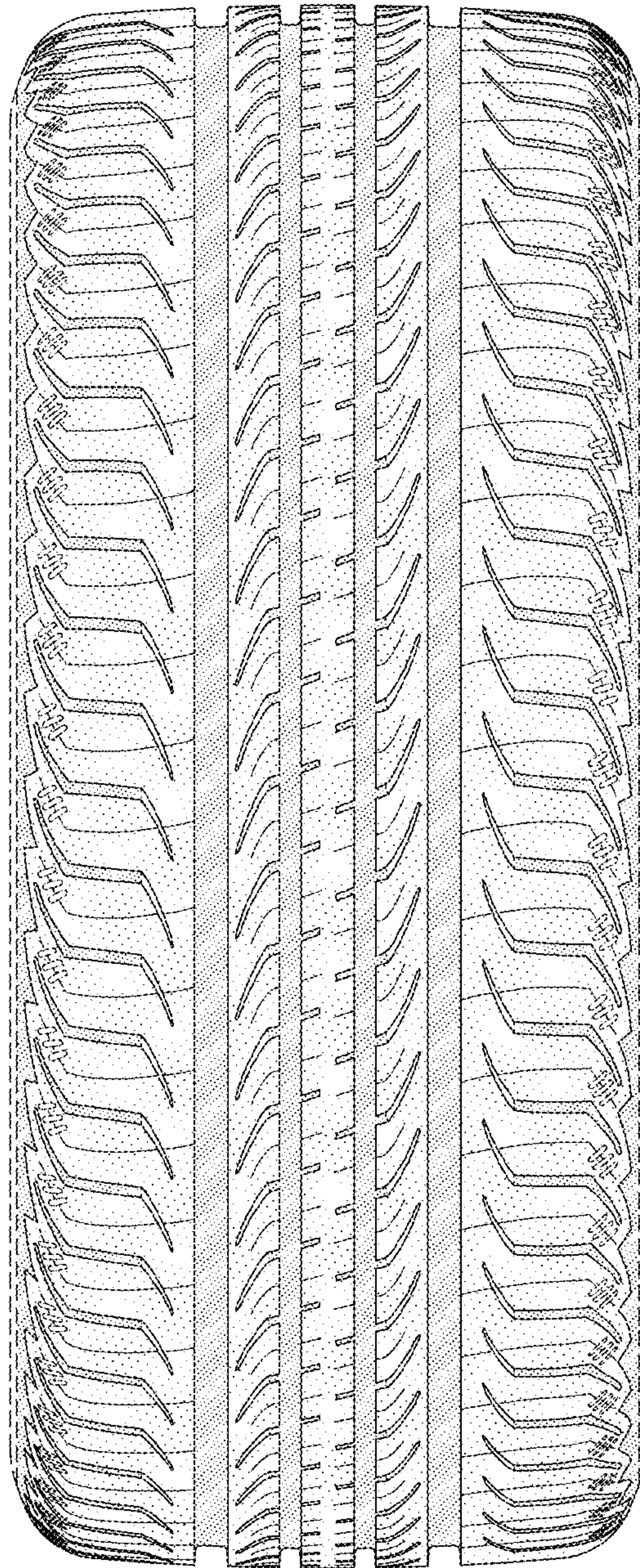


FIG-2




FIG-3



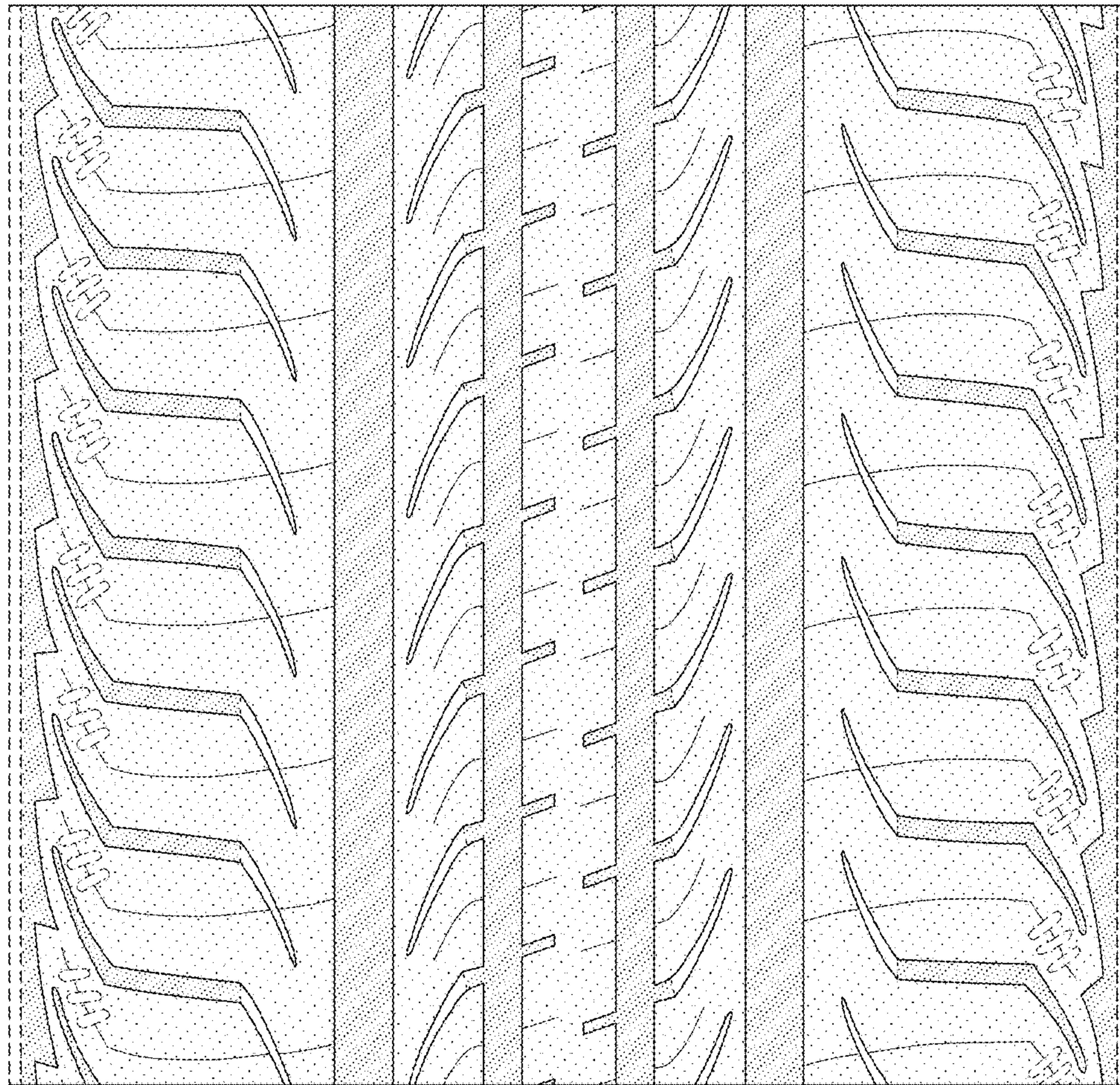


FIG-4