



US00D787430S

(12) **United States Design Patent**
Ninomiya

(10) **Patent No.:** **US D787,430 S**

(45) **Date of Patent:** **** May 23, 2017**

(54) **TIRE FOR AUTOMOBILE**

(71) Applicant: **SUMITOMO RUBBER INDUSTRIES, LTD.**, Kobe-shi, Hyogo (JP)

(72) Inventor: **Hiroaki Ninomiya**, Kobe (JP)

(73) Assignee: **SUMITOMO RUBBER INDUSTRIES, LTD.**, Kobe-Shi (JP)

(**) Term: **15 Years**

(21) Appl. No.: **29/571,938**

(22) Filed: **Jul. 22, 2016**

(51) **LOC (10) Cl.** **12-15**

(52) **U.S. Cl.**
USPC **D12/586**

(58) **Field of Classification Search**
USPC D12/586, 587, 588, 589, 590, 591, 595, D12/600
CPC B60C 11/0306; B60C 2011/0388
See application file for complete search history.

(56) **References Cited**

U.S. PATENT DOCUMENTS

D347,812 S * 6/1994 Simpson D12/595
D379,166 S * 5/1997 Aikawa D12/590

D410,600 S * 6/1999 Matsuda D12/590
D418,454 S * 1/2000 Himuro D12/590
D460,406 S * 7/2002 Guspodin D12/586
D777,654 S * 1/2017 Lundgren D12/600

* cited by examiner

Primary Examiner — Robert M Spear

(74) *Attorney, Agent, or Firm* — Birch, Stewart, Kolasch & Birch, LLP

(57) **CLAIM**

The ornamental design for a tire for automobile, as shown and described.

DESCRIPTION

FIG. 1 is a front perspective view of a tire for automobile showing my new design;
FIG. 2 is a front view thereof;
FIG. 3 is a left side view thereof;
FIG. 4 is a rear view thereof;
FIG. 5 is a right side view thereof;
FIG. 6 is a bottom view thereof;
FIG. 7 is a top view thereof; and,
FIG. 8 is a partial enlarged view of FIG. 2.
The top and bottom views are the same as the front view.

1 Claim, 8 Drawing Sheets





FIG. 1




FIG. 2




FIG. 3




FIG. 4




FIG. 5




FIG. 6




FIG. 7




FIG. 8