



US00D787429S

(12) **United States Design Patent**
Shinzawa

(10) **Patent No.:** **US D787,429 S**

(45) **Date of Patent:** **** May 23, 2017**

(54) **AUTOMOBILE TIRE**

FOREIGN PATENT DOCUMENTS

(71) Applicant: **THE YOKOHAMA RUBBER CO., LTD.**, Minato-ku, Tokyo (JP)

JP D1535196 10/2015

(72) Inventor: **Tatsuro Shinzawa**, Hiratsuka (JP)

OTHER PUBLICATIONS

(73) Assignee: **THE YOKOHAMA RUBBER CO., LTD.**, Minato-ku, Tokyo (JP)

Oct. 27, 2015—(JP) Notification of Reasons for Refusal—App D2015-016211.

(**) Term: **15 Years**

* cited by examiner

(21) Appl. No.: **29/552,354**

Primary Examiner — Robert M Spear

Assistant Examiner — John Voytek

(22) Filed: **Jan. 21, 2016**

(74) *Attorney, Agent, or Firm* — Banner & Witcoff, Ltd.

(30) **Foreign Application Priority Data**

(57) **CLAIM**

Jul. 21, 2015 (JP) 2015-016211

The ornamental design for an automobile tire, as shown and described.

(51) **LOC (10) Cl.** **12-15**

(52) **U.S. Cl.**
USPC **D12/586**

DESCRIPTION

(58) **Field of Classification Search**
USPC D12/568–604
CPC B60C 1/0016; B60C 11/0306; B60C 11/0302; B60C 3/06; B60C 9/17
See application file for complete search history.

FIG. 1 is a perspective view of an automobile tire showing our new design;
FIG. 2 is a front view thereof;
FIG. 3 is a right side view thereof;
FIG. 5 is a left side view thereof;
FIG. 6 is a top view thereof;
FIG. 7 is a bottom view thereof;
FIG. 8 is a partially enlarged view of a portion defined by lines 8-8 shown in FIG. 1;
FIG. 9 is a partially enlarged view of a portion defined by lines 9-9 shown in FIG. 2; and,
FIG. 10 is a cross sectional view of a portion defined by lines 10-10 shown in FIG. 9.

(56) **References Cited**

U.S. PATENT DOCUMENTS

D436,900 S *	1/2001	Buresh	D12/588
D483,007 S *	12/2003	Brayer	D12/588
D488,771 S *	4/2004	Villamizar	D12/590
D560,599 S *	1/2008	Dixon	D12/587
D593,937 S *	6/2009	Maxwell	D12/588
D610,970 S *	3/2010	You	D12/590
D646,626 S *	10/2011	Murata	D12/586
D659,084 S *	5/2012	Graas	D12/590
D704,624 S *	5/2014	Miyazaki	D12/590
D740,208 S *	10/2015	Rohweder	D12/584
D740,745 S *	10/2015	Tian	D12/586
D744,411 S *	12/2015	Tian	D12/588

In the drawings, the evenly-spaced broken lines depict environmental subject matter only and form no part of the claimed design. The dash-dot-dash lines indicate a boundary between the claimed and unclaimed portion of the design.

1 Claim, 5 Drawing Sheets

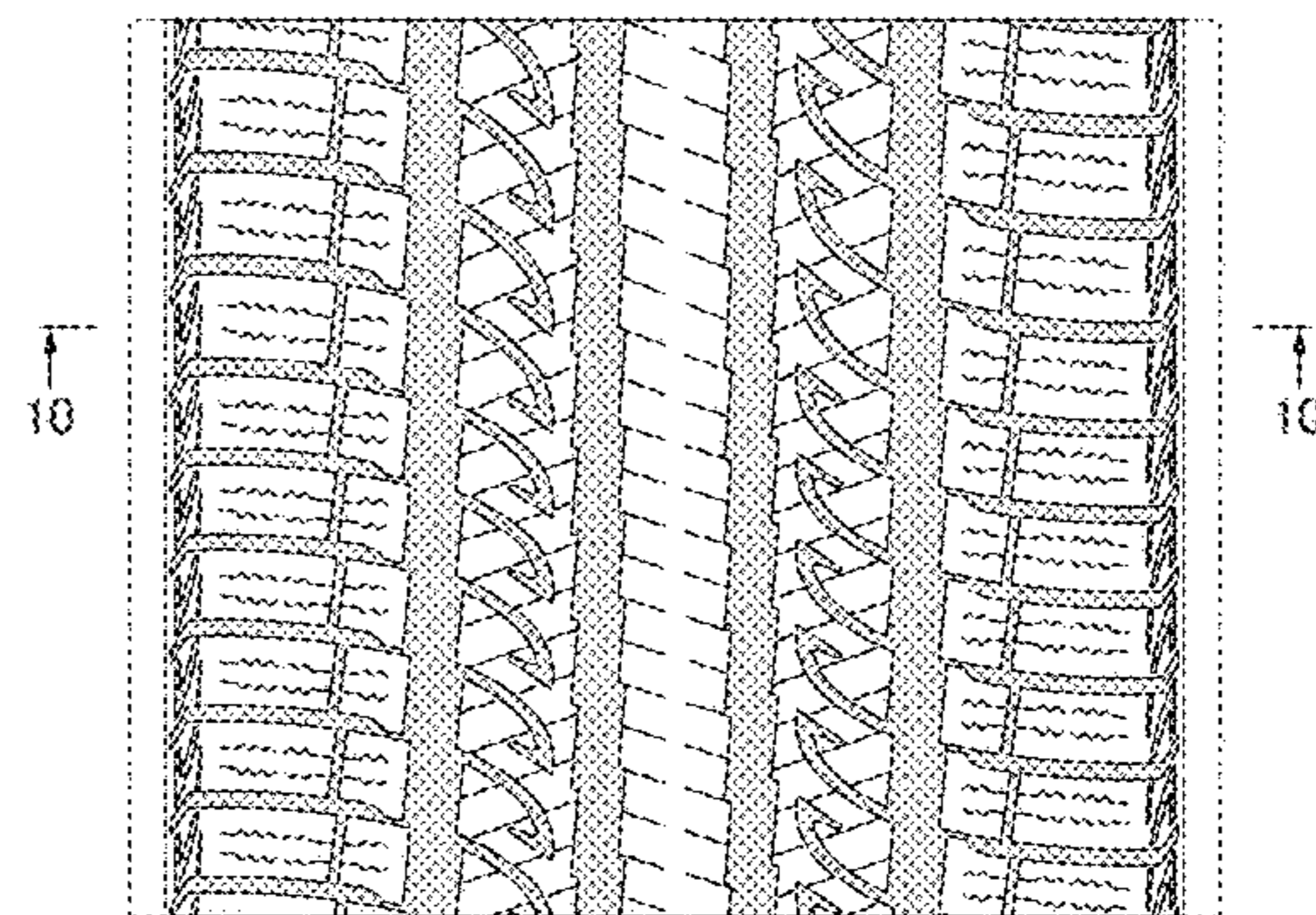
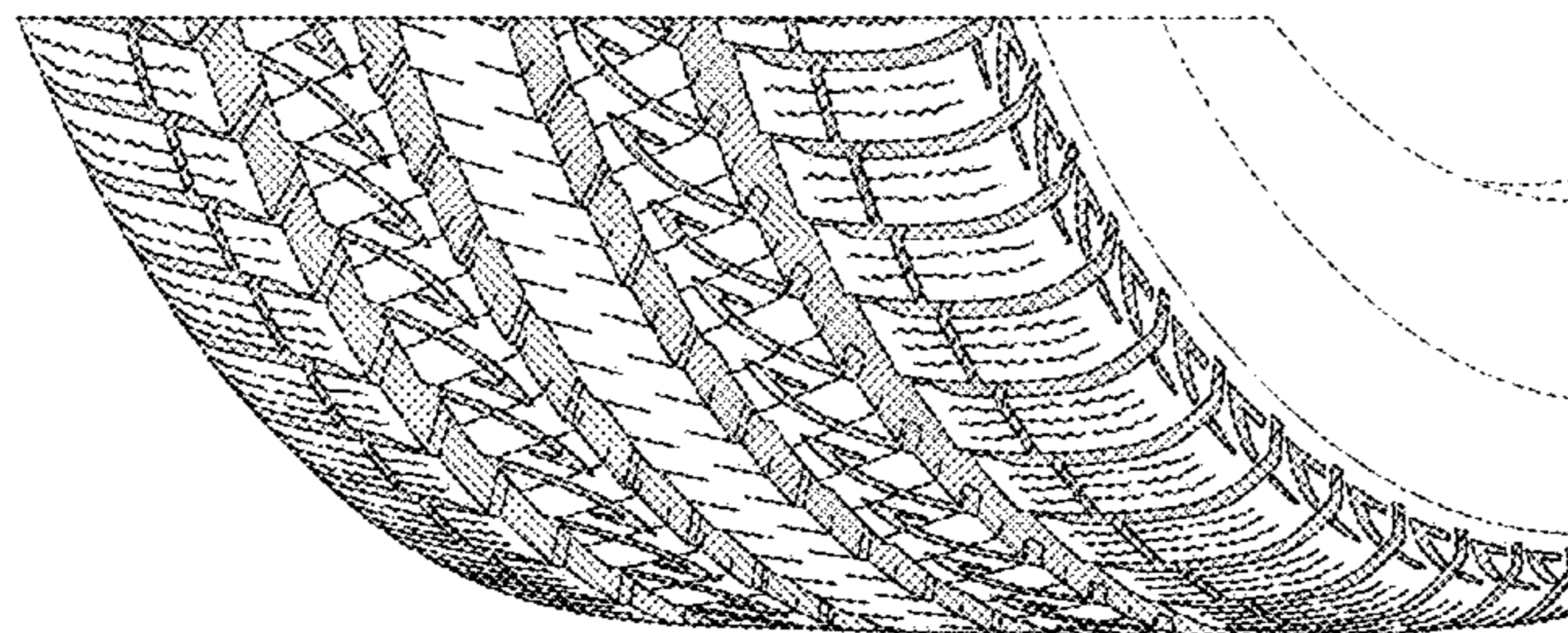


FIG. 1

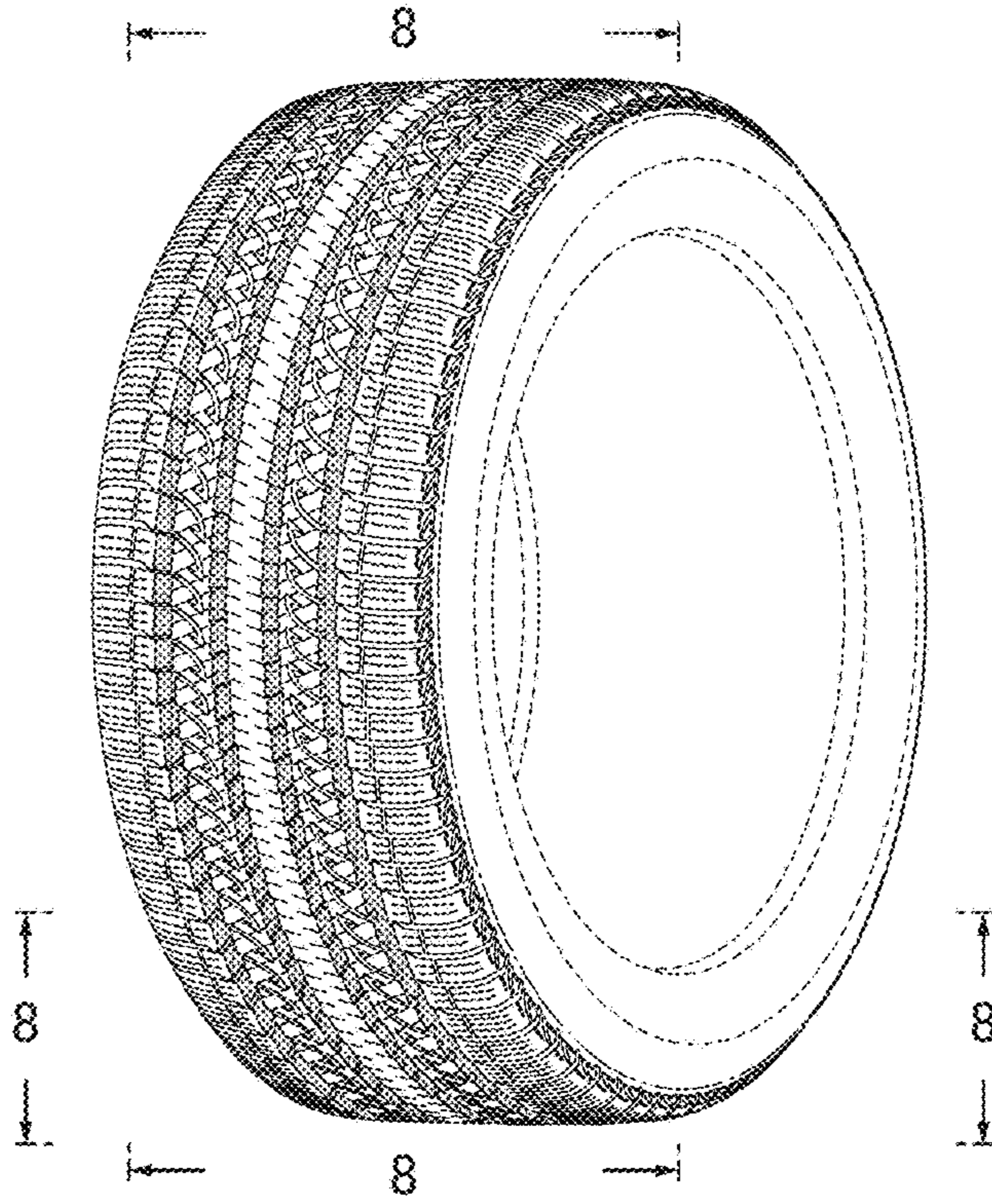


FIG. 2

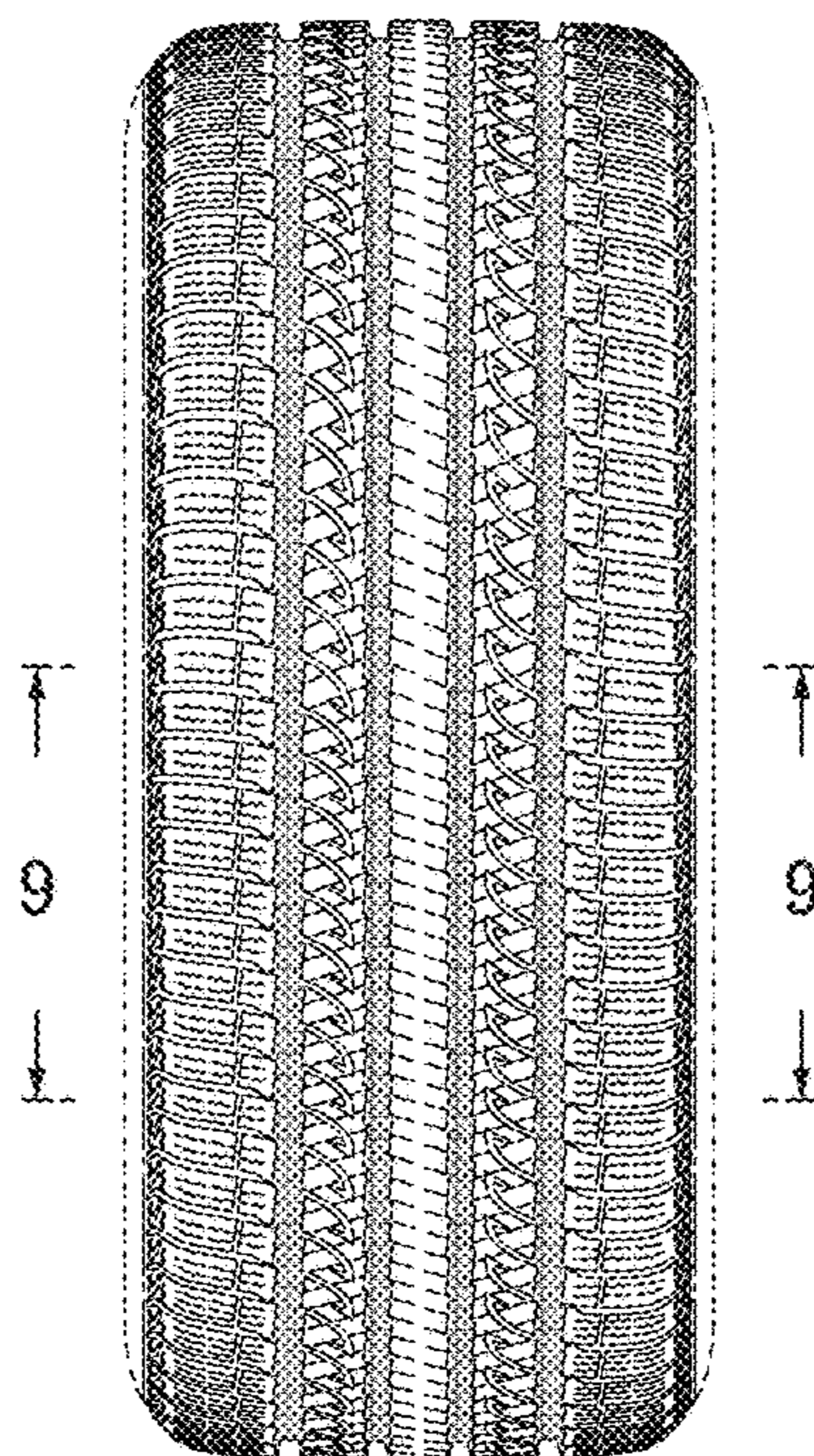


FIG. 3




FIG. 4




FIG. 5




FIG. 6




FIG. 7




FIG. 8

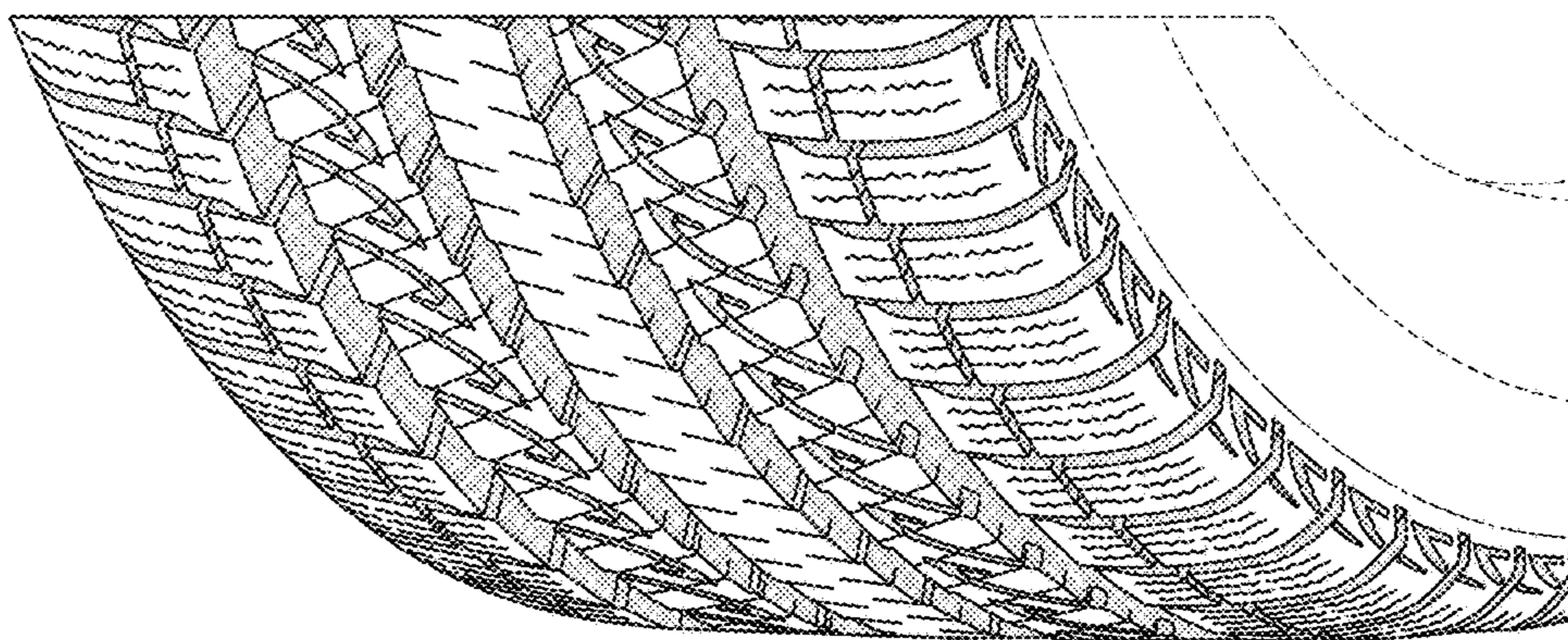


FIG. 9

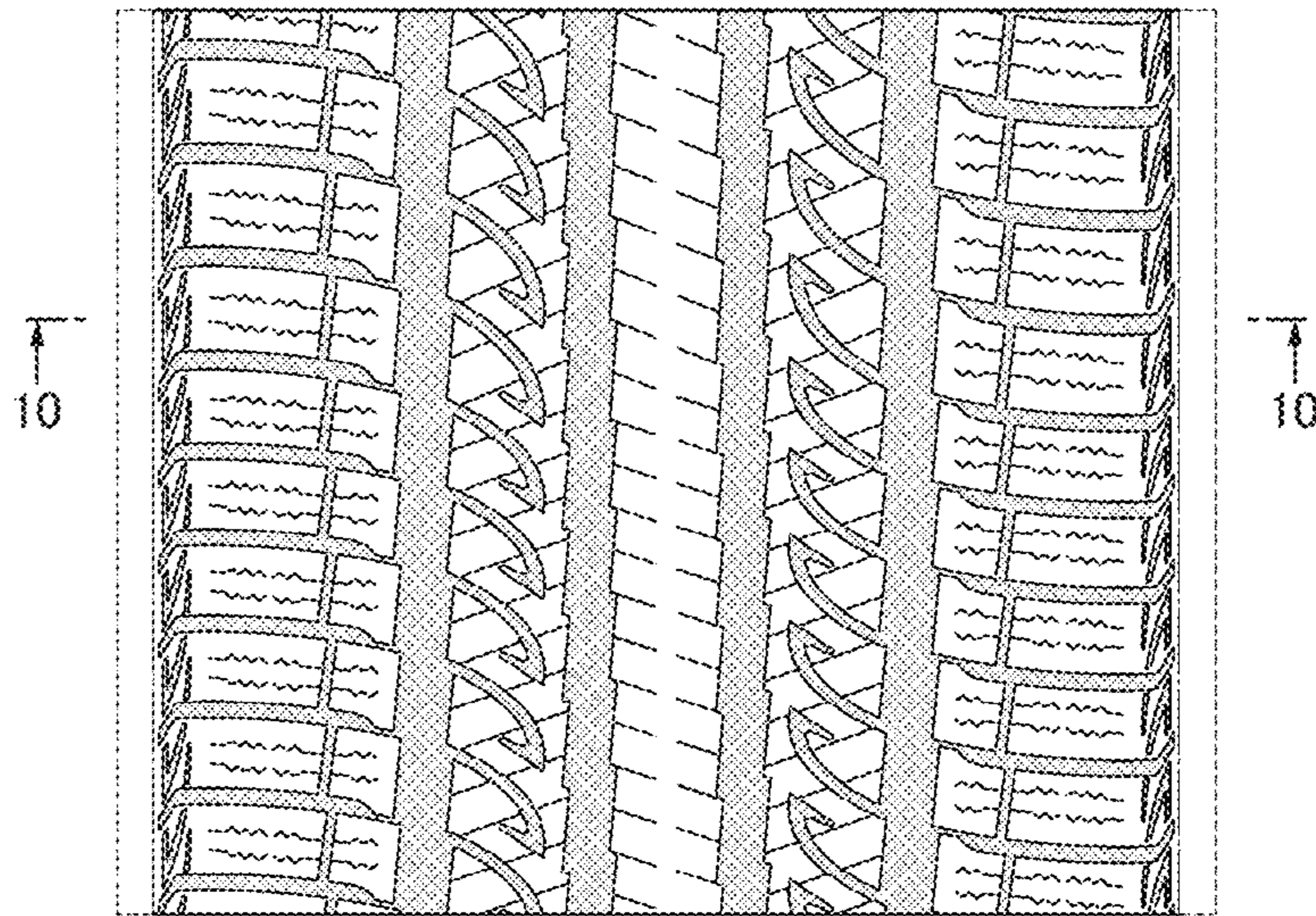


FIG. 10

