



US00D787424S

(12) **United States Design Patent**
Majerus et al.

(10) **Patent No.:** **US D787,424 S**

(45) **Date of Patent:** **** May 23, 2017**

(54) **TIRE**

(71) Applicant: **The Goodyear Tire & Rubber Company, Akron, OH (US)**

(72) Inventors: **Julien Dominique Gilbert Majerus, Bastogne (BE); Olivier Francis Bindner, Yutz (FR); Sebastien Willy Fontaine, Vichten (LU); Armand René Gabriel Leconte, Bigonville (LU); Thierry Maurice Luc, Longchamps (BE); Romain Michel Brucher, Beaufort (LU)**

(73) Assignee: **The Goodyear Tire & Rubber Company, Akron, OH (US)**

(**) Term: **14 Years**

(21) Appl. No.: **29/520,669**

(22) Filed: **Mar. 17, 2015**

(51) **LOC (10) Cl.** **12-15**

(52) **U.S. Cl.**
USPC **D12/523**

(58) **Field of Classification Search**
USPC D12/500, 502, 517, 518, 523, 524, 900
CPC B60C 11/03; B60C 11/0309; B60C 2011/1361
See application file for complete search history.

(56) **References Cited**

U.S. PATENT DOCUMENTS

D63,048 S *	9/1923	Comstock et al.	D12/502
D116,310 S *	8/1939	Murphy	152/209.19
D157,135 S *	2/1950	Forrest et al.	152/209.12
5,492,161 A *	2/1996	Fuchikami	B60C 11/0309
				152/209.21
D384,607 S *	10/1997	Attinello	D12/581
D386,471 S *	11/1997	Attinello	D12/581

D413,556 S *	9/1999	Krupa	D12/591
D429,480 S *	8/2000	Bonko	D12/500
D456,770 S *	5/2002	Young	D12/602
6,536,490 B2	3/2003	Rooney	152/209.12
D498,392 S *	11/2004	Lowe	D12/500
6,918,420 B2 *	7/2005	Matsumoto	B60C 11/0309
				152/209.19
D599,276 S *	9/2009	Fontaine	D12/519
D601,947 S	10/2009	Bonko et al.	D12/579
D604,227 S	11/2009	Bonko et al.	D12/579
D610,967 S *	3/2010	Ohara	D12/579
D611,891 S *	3/2010	Ohara	D12/579
D612,321 S *	3/2010	Bott	D12/519
D639,233 S	6/2011	Bonko et al.	D12/571
D644,593 S *	9/2011	Fontaine	D12/523
D652,785 S *	1/2012	Rittweger	D12/590
D653,197 S *	1/2012	Buchinger-Barnstorf	...	D12/582
D653,198 S *	1/2012	Buchinger-Barnstorf	...	D12/585

(Continued)

Primary Examiner — Robert M Spear

(74) *Attorney, Agent, or Firm* — Robert N. Lipsik

(57) **CLAIM**


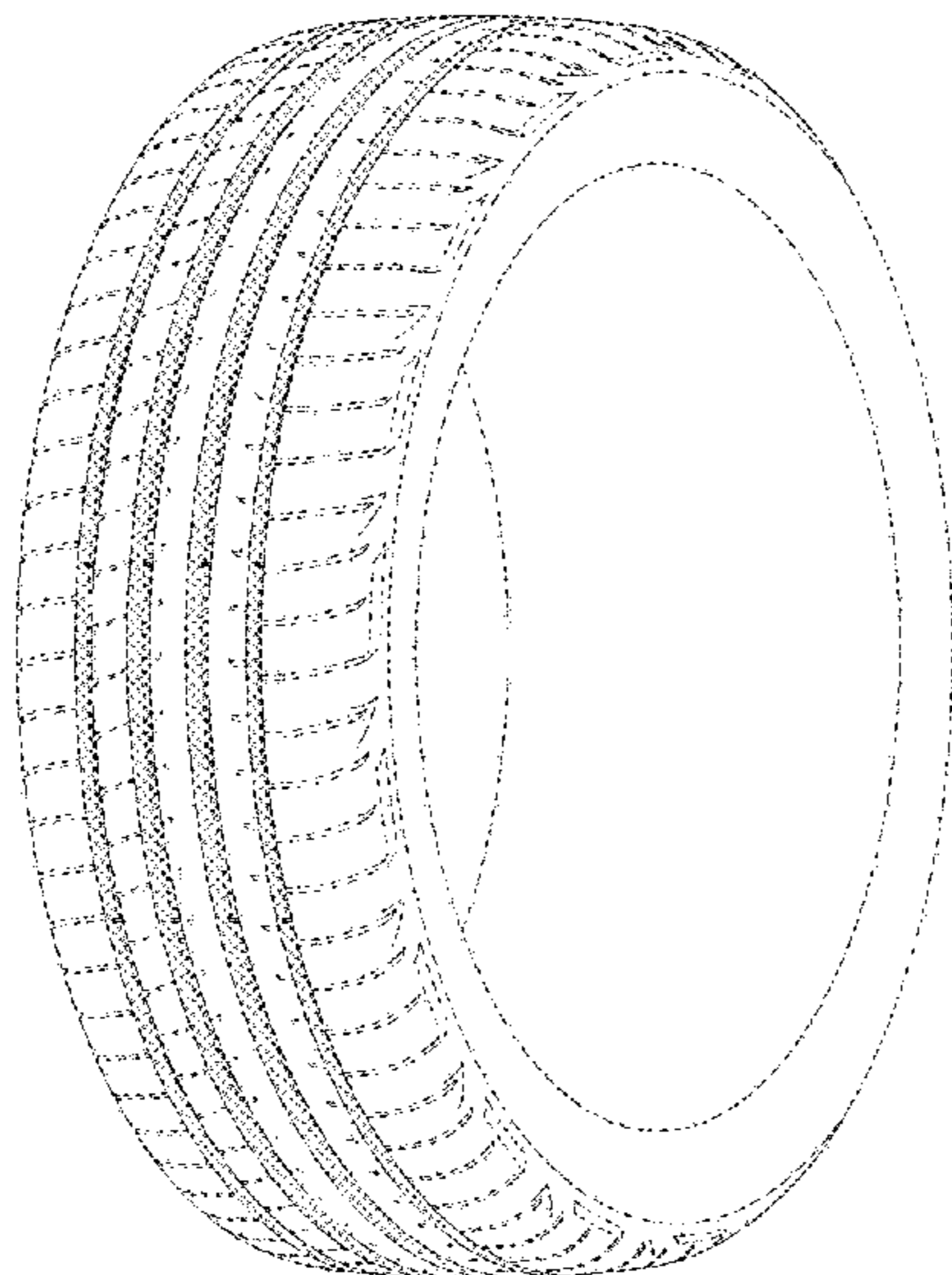
The ornamental design for a tire, as shown and described.

DESCRIPTION

FIG. 1 is a perspective view of a tire showing our new design, it being understood that the pattern repeats uniformly throughout the circumference of the tire; FIG. 2 is a front elevational view thereof; FIG. 3 is a right side elevational view thereof; FIG. 4 is a left side elevational view thereof; and, FIG. 5 is an enlarged fragmentary front elevational view thereof.

In the drawings, the broken lines immediately adjacent the outer edges of the tire shoulder represent boundaries of the claim; the broken lines showing the tire tread, sidewall and inner bead in FIGS. 1 through 5 depict environmental subject matter and form no part of the claimed design.

1 Claim, 5 Drawing Sheets



(56)

References Cited

U.S. PATENT DOCUMENTS

D660,222	S *	5/2012	Kim	D12/519
D665,336	S *	8/2012	Skurich	D12/523
D665,729	S *	8/2012	Lundgren	D12/570
D667,358	S *	9/2012	Fontaine	D12/518
D701,822	S *	4/2014	Bindner	D12/523
D706,707	S *	6/2014	Jacobs	D12/518
D708,116	S *	7/2014	Caron	D12/523
D713,783	S *	9/2014	Buchinger-Barnstorf ...	D12/600
9,079,460	B2 *	7/2015	Ochi	B60C 11/0306
D762,559	S *	8/2016	Kristen	D12/588
2009/0194211	A1	8/2009	Howald	152/209.1
2009/0194212	A1	8/2009	Bonko et al.	152/209.21

* cited by examiner

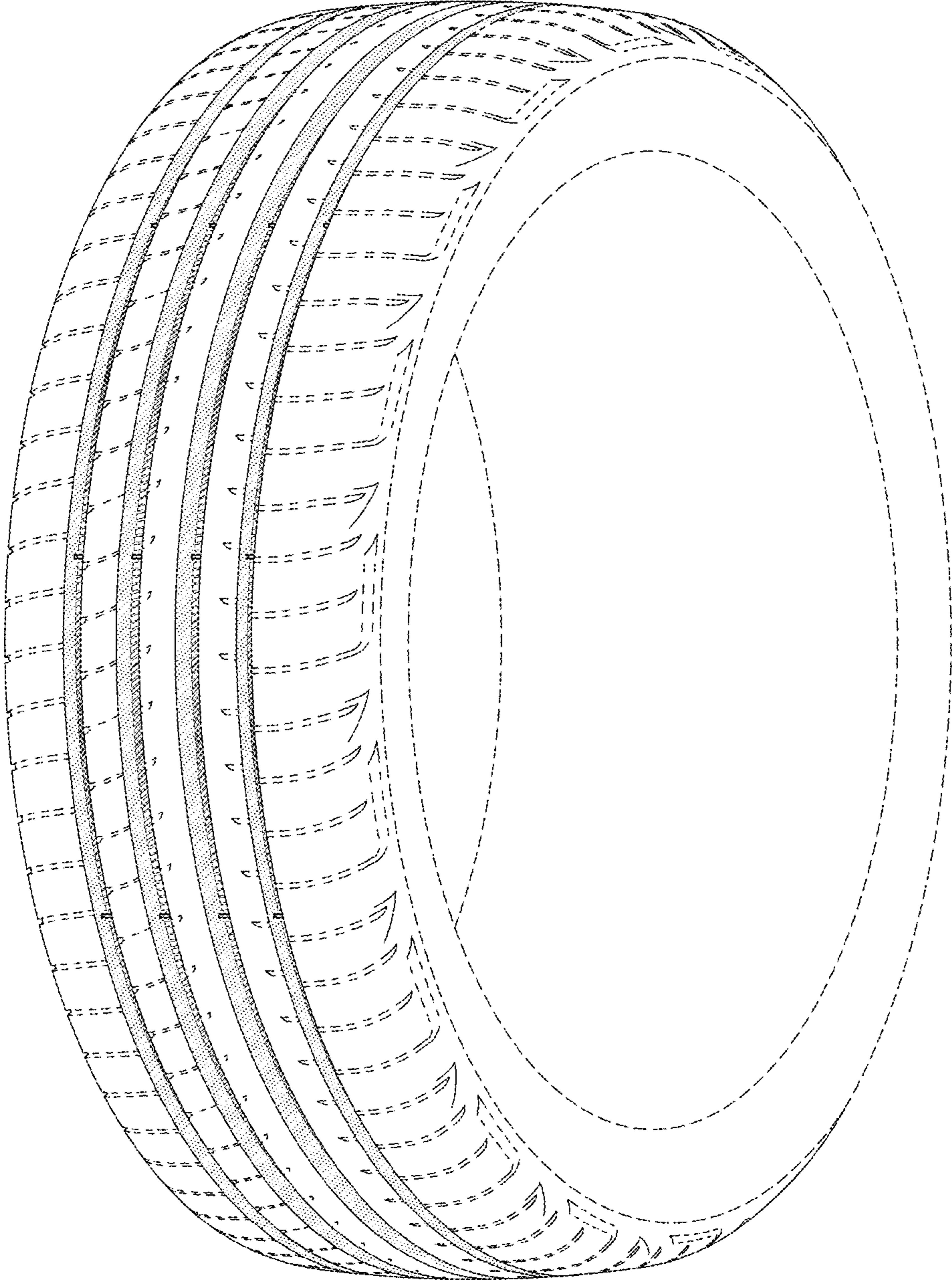


FIG-1

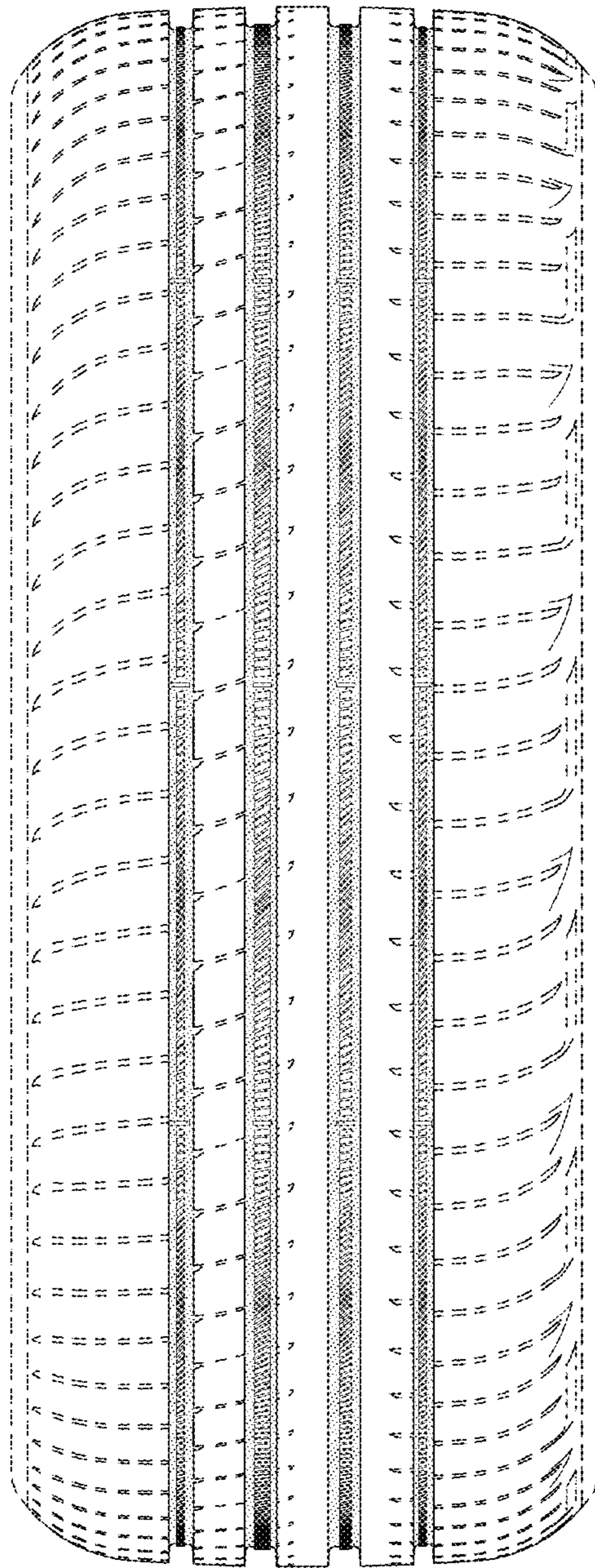


FIG-2

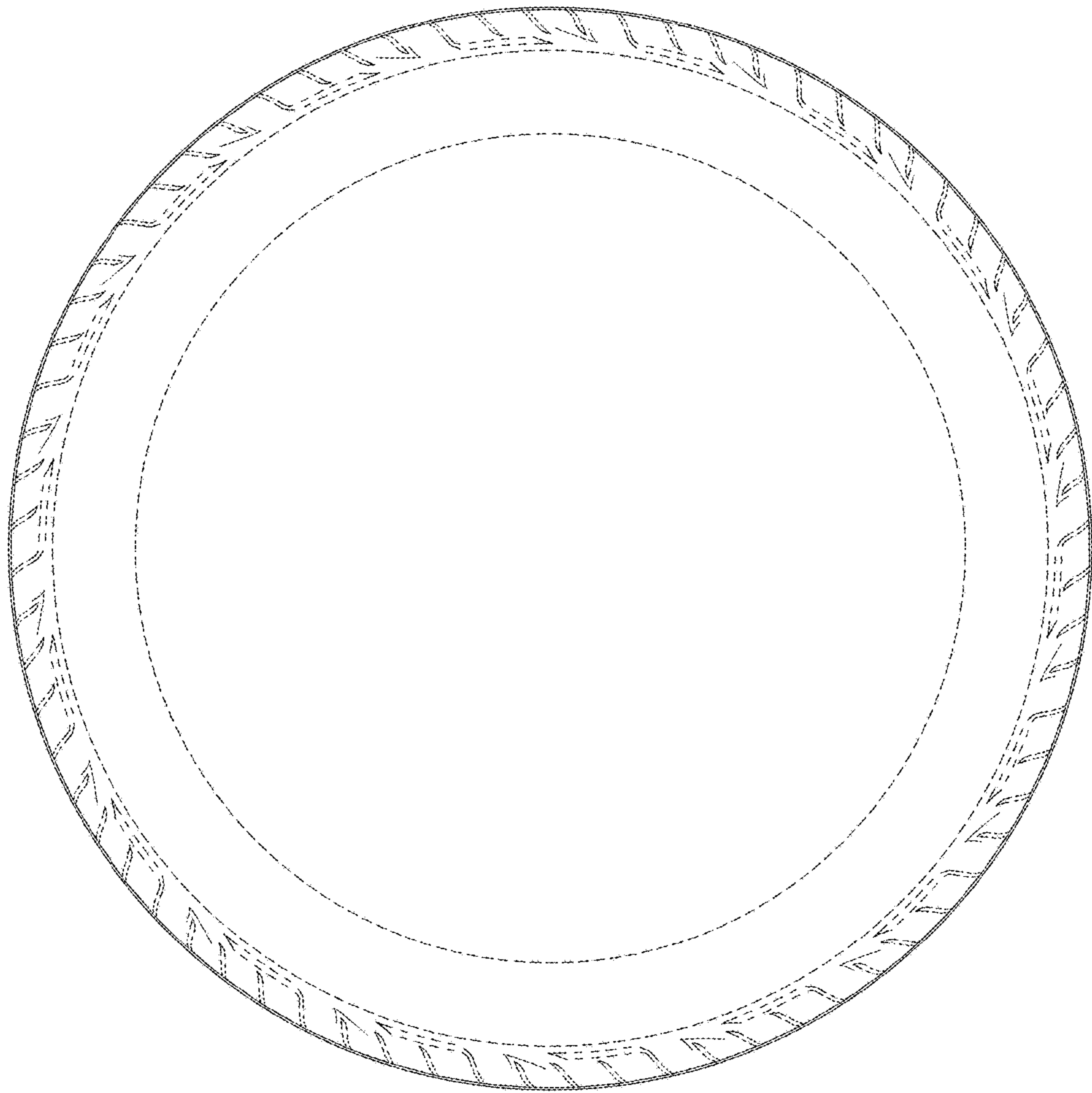


FIG-3

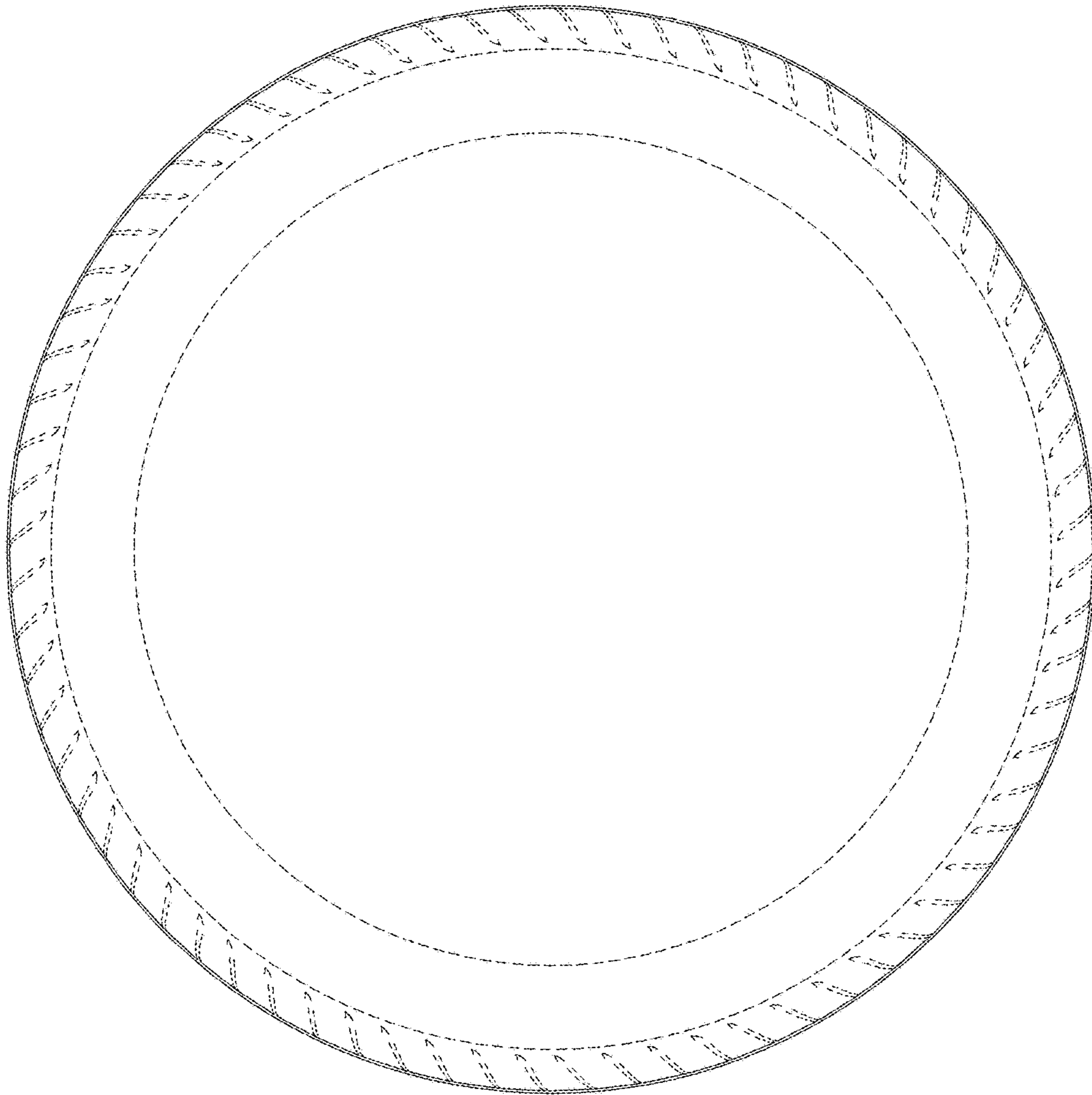


FIG-4

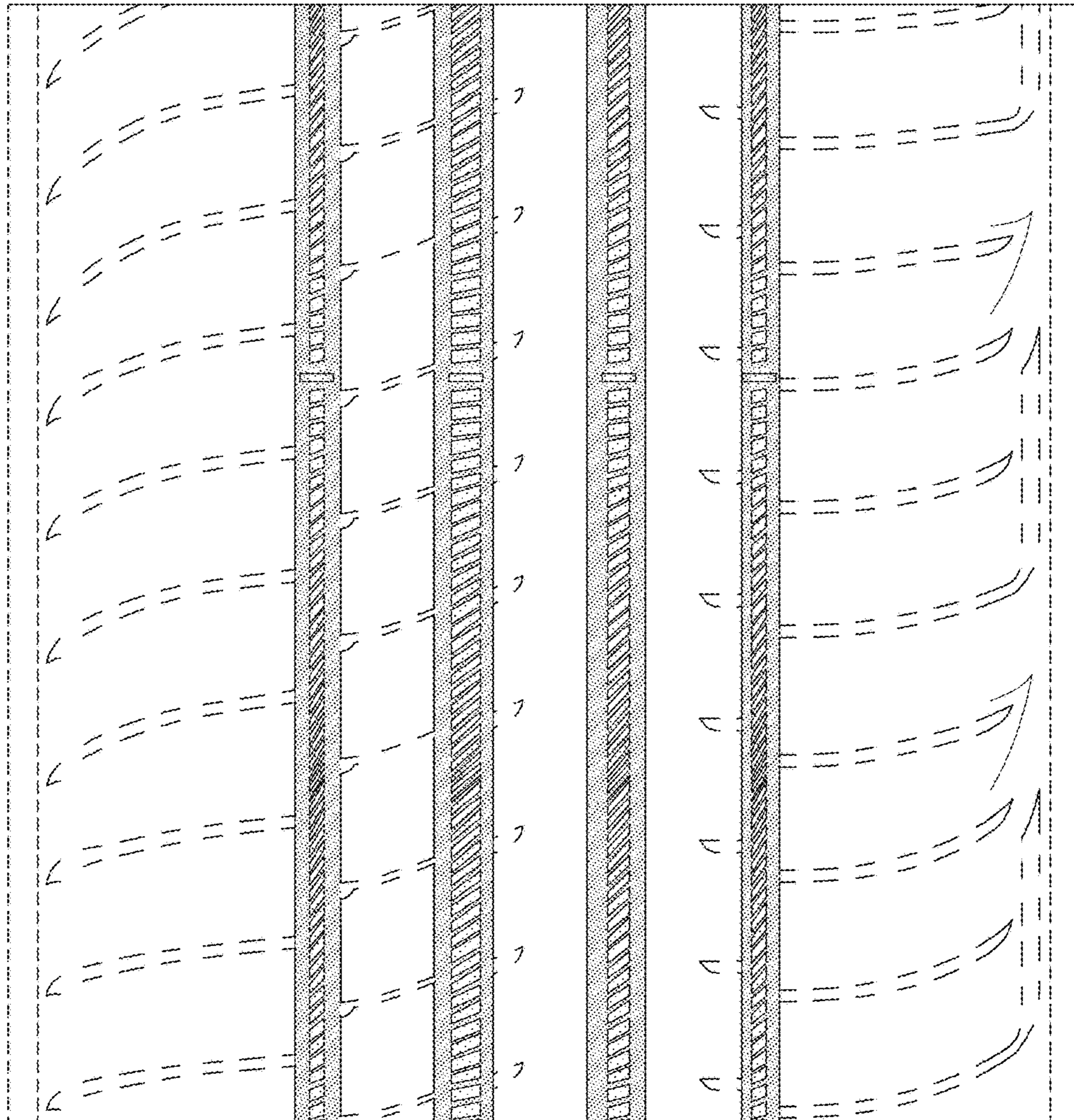


FIG-5