



US00D787422S

(12) **United States Design Patent**
Unterlechner

(10) **Patent No.:** **US D787,422 S**

(45) **Date of Patent:** **** May 23, 2017**

(54) **MOUNT FOR AN ELECTRONIC DEVICE**

(71) Applicant: **Christian Walter Unterlechner,**
Fritzens (AT)

(72) Inventor: **Christian Walter Unterlechner,**
Fritzens (AT)

(**) Term: **15 Years**

(21) Appl. No.: **29/550,017**

(22) Filed: **Dec. 30, 2015**

(51) **LOC (10) Cl.** **12-16**

(52) **U.S. Cl.**
USPC **D12/415**

(58) **Field of Classification Search**
USPC D12/415, 416-420, 400, 191, 106, 195,
D12/192, 345, 96, 99
CPC B60R 7/06; B60R 11/02; B60R 2011/0005
See application file for complete search history.

(56) **References Cited**

U.S. PATENT DOCUMENTS

D628,531 S *	12/2010	Benedetti	D12/415
D676,371 S *	2/2013	Son	D12/415
D715,284 S *	10/2014	Iwamoto	D12/415
D716,215 S *	10/2014	Dunn	D12/415
D735,112 S *	7/2015	Deng	D12/415
9,132,779 B2 *	9/2015	Azadi	B60R 11/04

9,283,900 B2 *	3/2016	DeLine	B60Q 3/023
D765,016 S *	8/2016	Azadi	D12/415
D767,556 S *	9/2016	Lee	D12/415
9,473,607 B2 *	10/2016	An	H04M 1/11
9,505,355 B1 *	11/2016	Cho	B60R 11/0241
D778,713 S *	2/2017	McSweyn	D12/415

* cited by examiner

Primary Examiner — Katrina A Betton

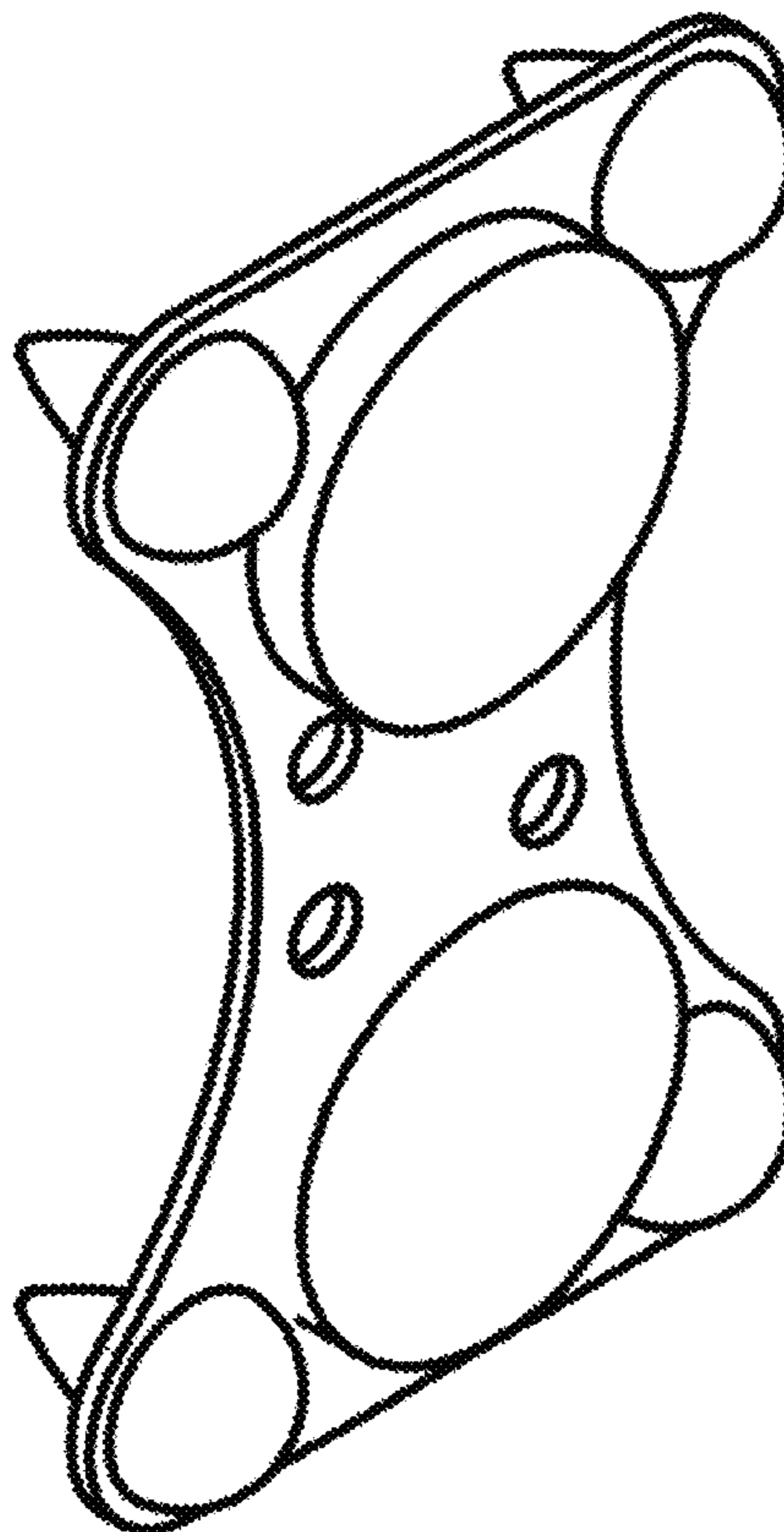
(57) **CLAIM**

I claim the ornamental design for a mount for an electronic device, as shown and described.

DESCRIPTION

FIG. 1 is a plan view of the top of the mount for an electronic device
FIG. 2. Is an elevation view of the front of the mount for an electronic device
FIG. 3. is an elevation view of left side of the mount for an electronic device
FIG. 4 is an isometric view, from the front right of the mount for an electronic device; and,
FIG. 5 is an isometric view, from the back left of the mount for an electronic device.

1 Claim, 5 Drawing Sheets



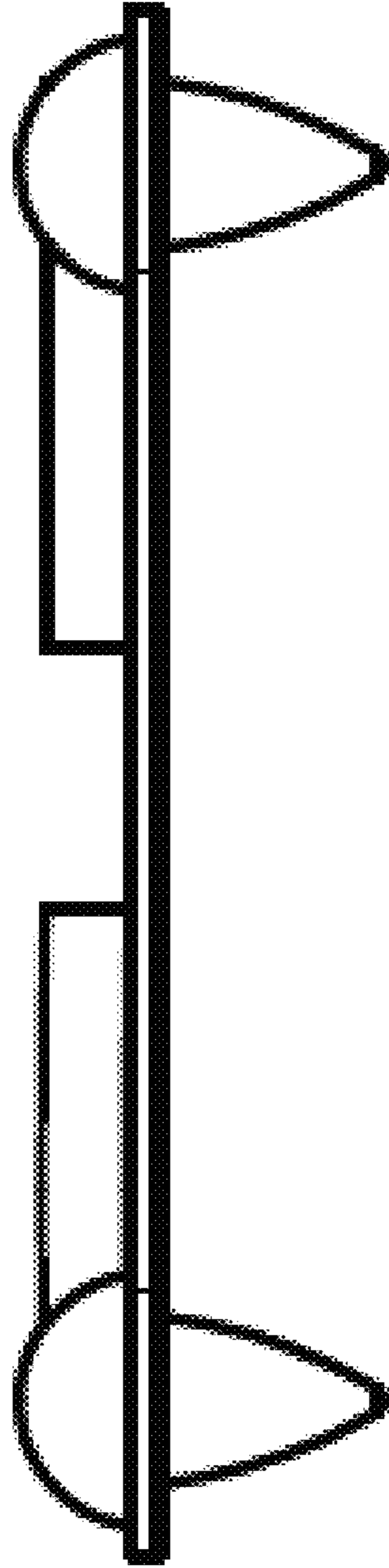


Fig. 1

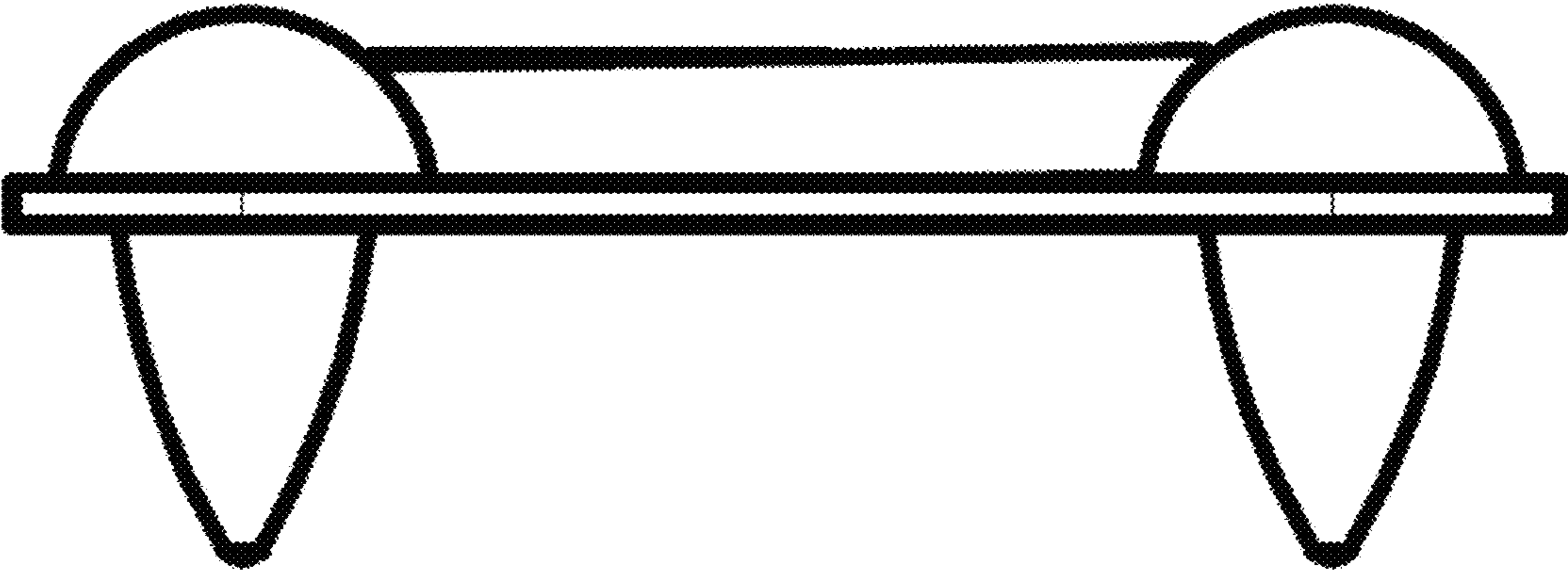


Fig. 2

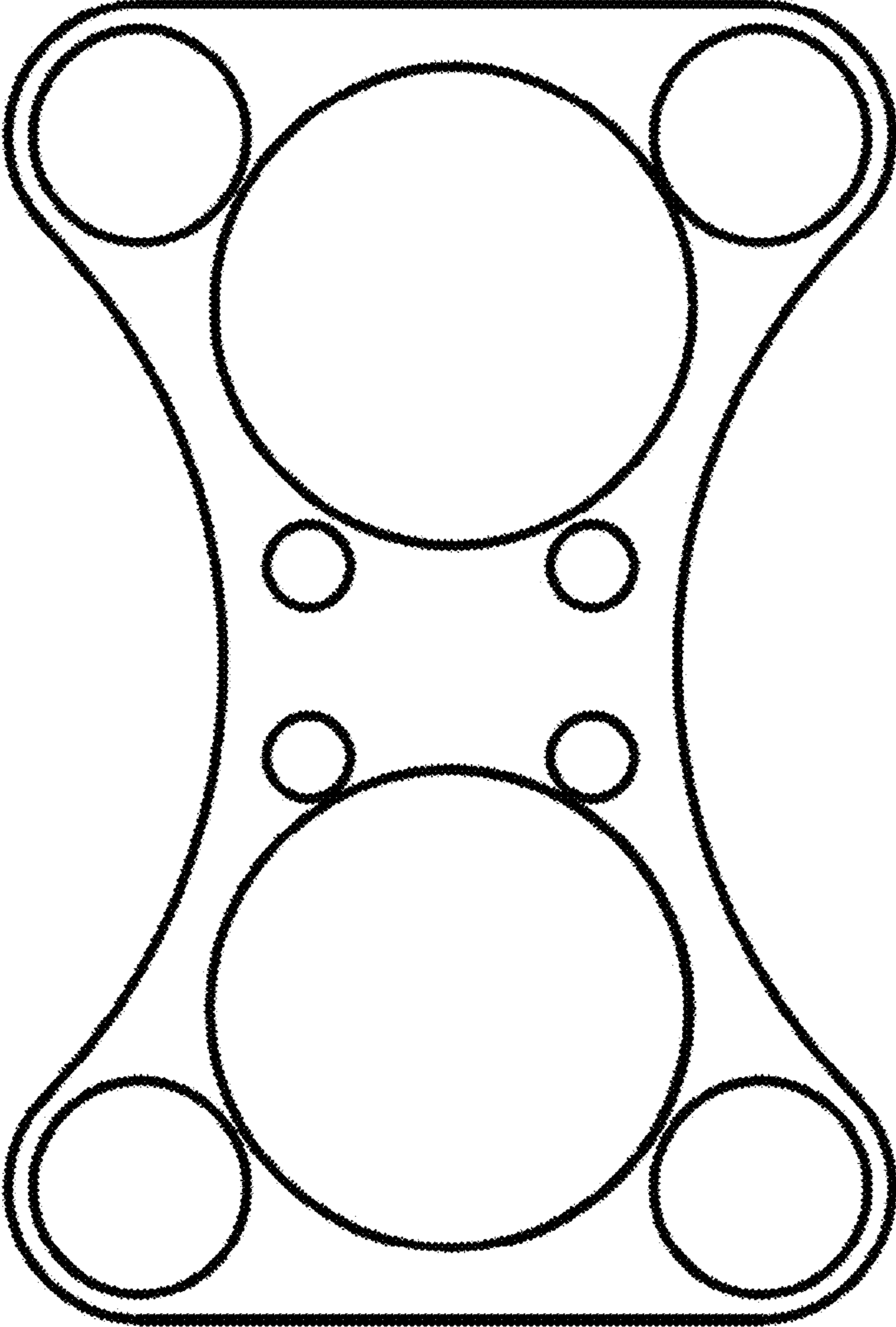


Fig. 3




Fig. 4

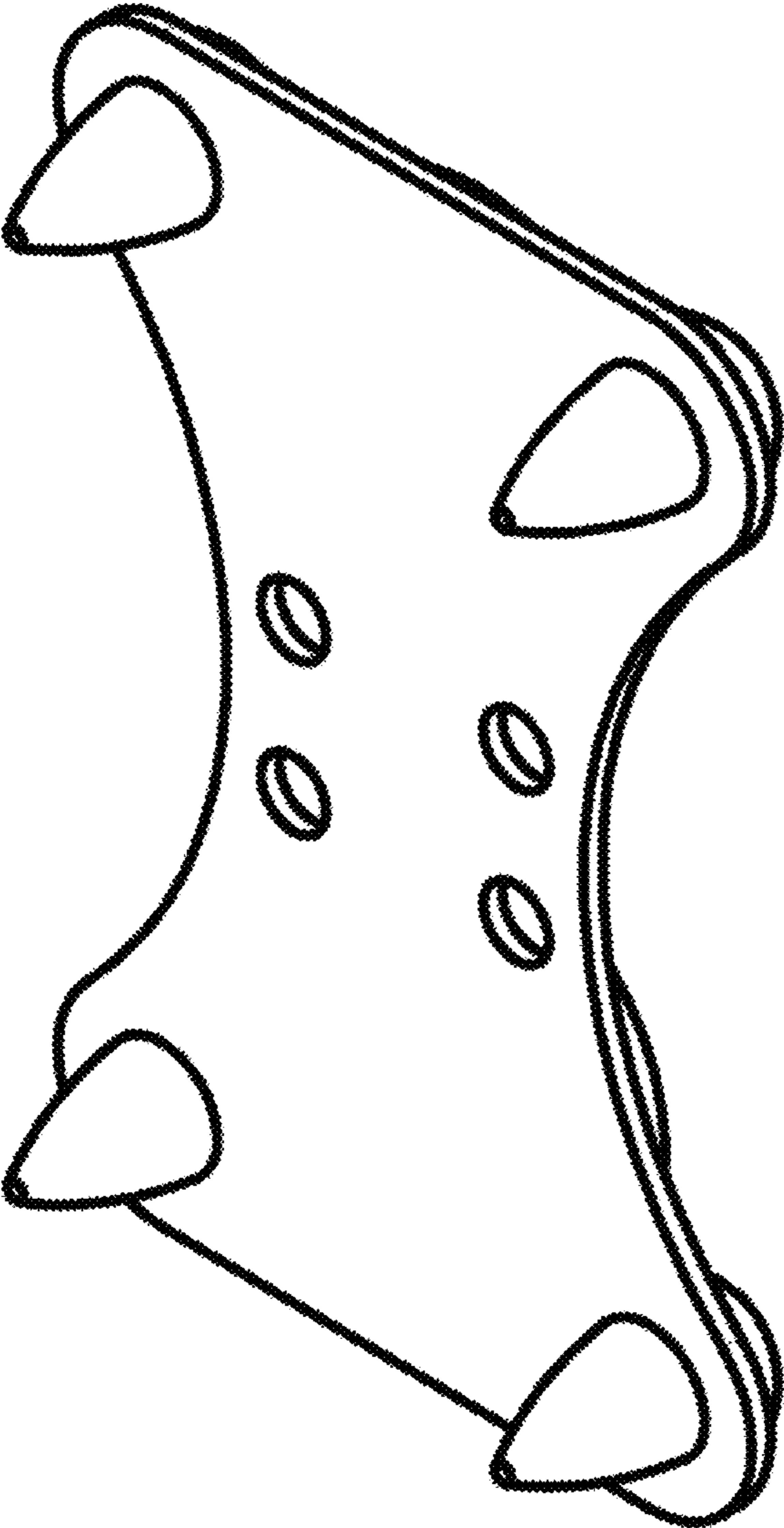


Fig. 5