



US00D787418S

(12) **United States Design Patent** (10) **Patent No.:** **US D787,418 S**  
**Lee** (45) **Date of Patent:** **\*\* May 23, 2017**

(54) **SPLINE FOR WINDSHIELD WIPER ASSEMBLY**

2014/0317875 A1\* 10/2014 Tolentino ..... B60S 1/387  
15/250.32

(71) Applicant: **ALBEREE PRODUCTS, INC.**,  
Halethorpe, MD (US)

\* cited by examiner

(72) Inventor: **Albert Lee**, Halethorpe, MD (US)

*Primary Examiner* — Katrina A Betton

(73) Assignee: **ALBEREE PRODUCTS, INC.**,  
Halethorpe, MD (US)

(74) *Attorney, Agent, or Firm* — Birch, Stewart, Kolasch & Birch, LLP

(\*\*) Term: **15 Years**

(57) **CLAIM**

The ornamental design for a spline for windshield wiper assembly, as shown and described.

(21) Appl. No.: **29/562,532**

**DESCRIPTION**

(22) Filed: **Apr. 26, 2016**

(51) **LOC (10) Cl.** ..... **12-06**

(52) **U.S. Cl.**

USPC ..... **D12/220**

(58) **Field of Classification Search**

USPC ..... D12/219, 220

CPC ..... B60S 2001/3815; B60S 1/4003; B60S  
1/3801

See application file for complete search history.

FIG. 1 is a front, left, top perspective view of the spline for windshield wiper assembly showing my new design;  
FIG. 2 is a front view thereof;  
FIG. 3 is a rear view thereof;  
FIG. 4 is a left side view thereof;  
FIG. 5 is a right side view thereof;  
FIG. 6 is a top plan view thereof;  
FIG. 7 is a bottom plan view thereof;  
FIG. 8 is a top plan view of an embodiment showing the two pointed protrusions in solid lines;  
FIG. 9 is a top plan view of an embodiment having three pointed protrusions; and,  
FIG. 10 is a top plan view of an embodiment having four pointed protrusions.

(56) **References Cited**

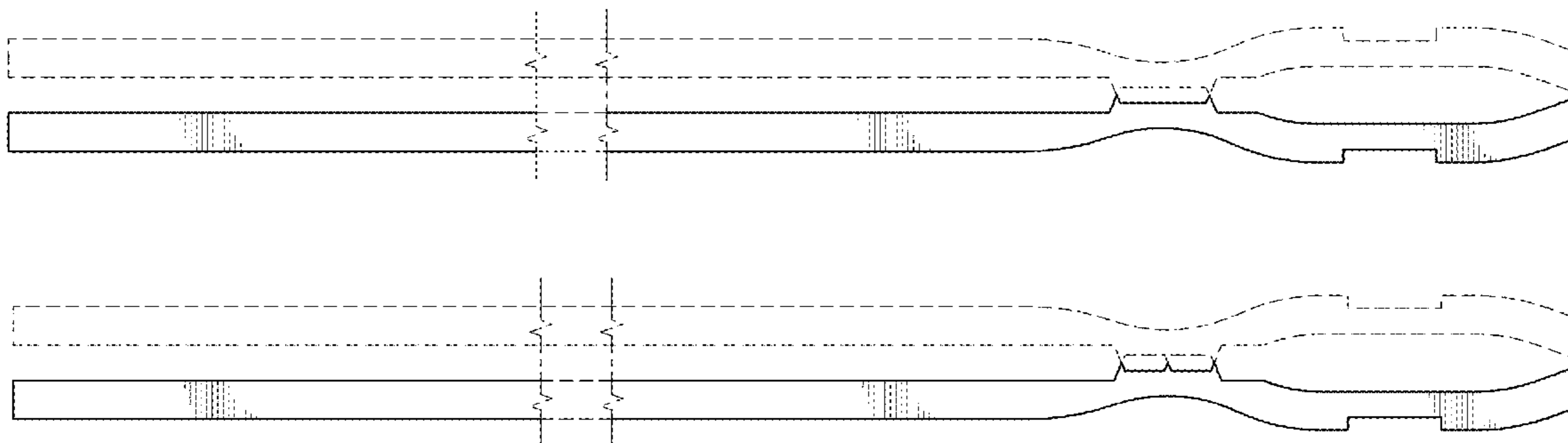
**U.S. PATENT DOCUMENTS**

- D610,518 S \* 2/2010 Aglassinger ..... D12/220
- D610,519 S \* 2/2010 Aglassinger ..... D12/220
- D725,021 S \* 3/2015 Poton ..... D12/220
- D725,024 S \* 3/2015 Poton ..... D12/220
- D725,025 S \* 3/2015 Poton ..... D12/220
- D725,026 S \* 3/2015 Poton ..... D12/220
- D727,238 S \* 4/2015 Lepper ..... D12/220
- 2014/0215747 A1\* 8/2014 Yang ..... B60S 1/4003  
15/250.32

The broken lines shown are included for the purpose of showing unclaimed portions of the article and form no part of the claim.

The separations depicted by the break lines indicate an indeterminate length. Any portion of the article between the break lines forms no part of the claimed design.

**1 Claim, 5 Drawing Sheets**



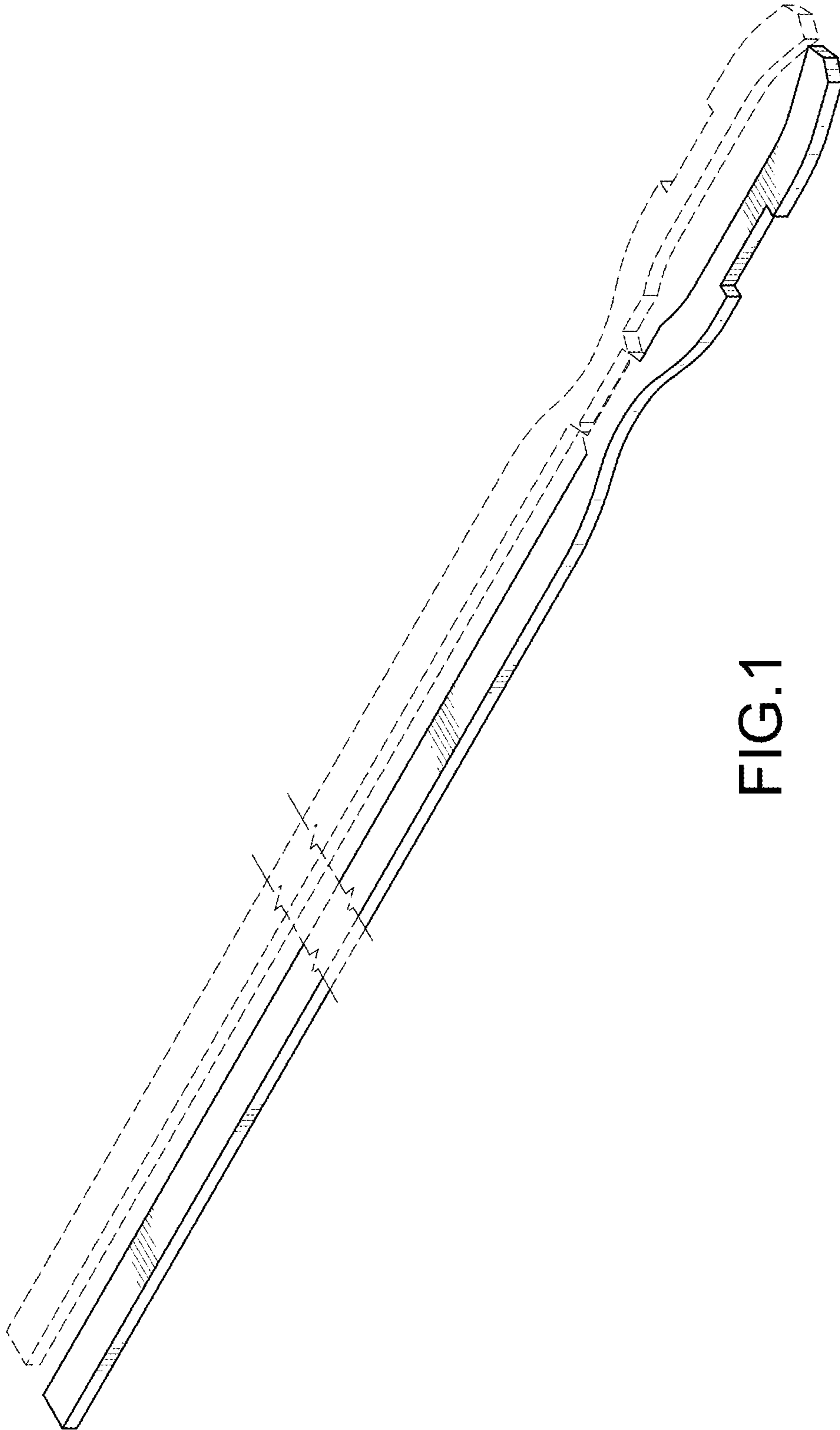


FIG.1



FIG. 2

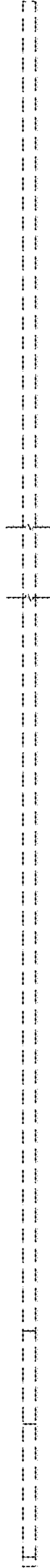


FIG. 3

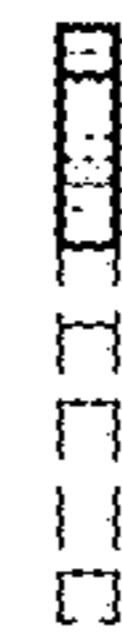


FIG. 4



FIG. 5

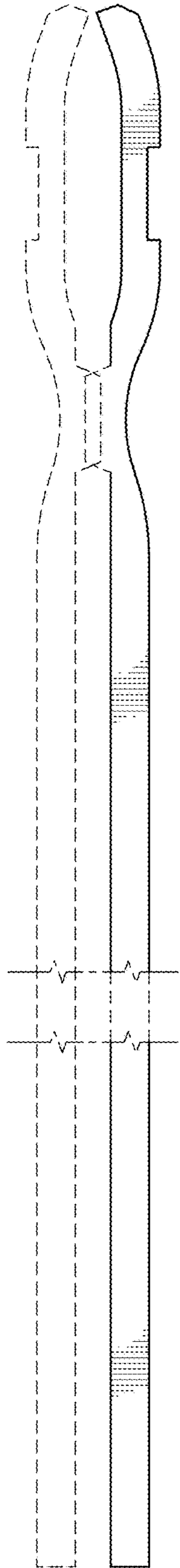


FIG. 6

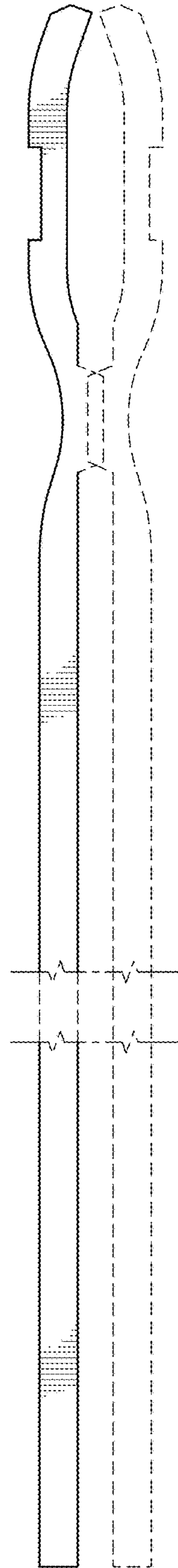


FIG. 7

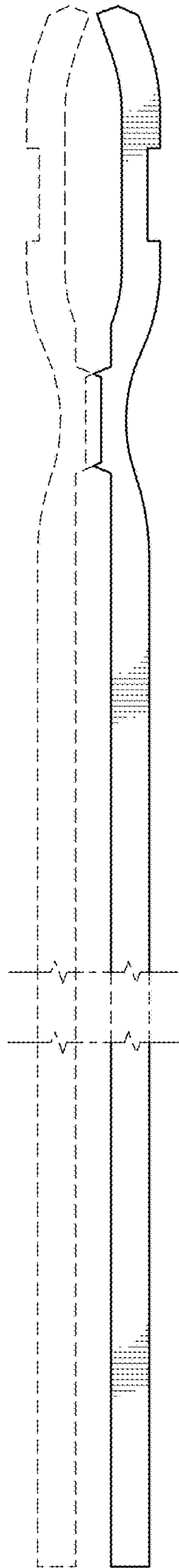


FIG. 8

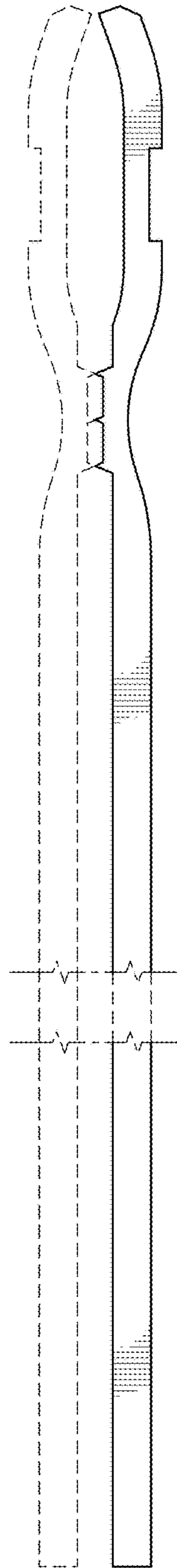


FIG. 9

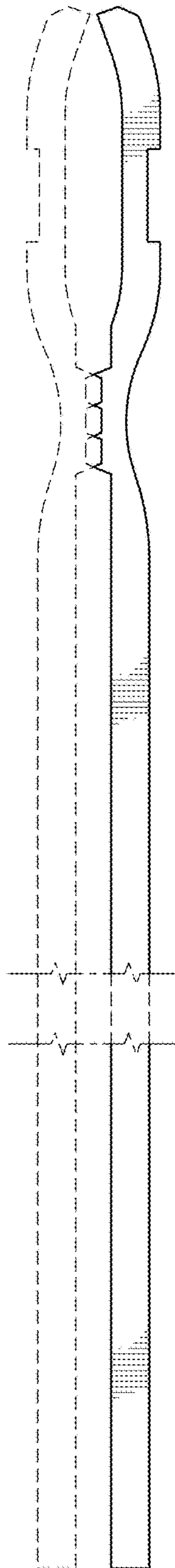


FIG.10