



US00D787416S

(12) **United States Design Patent** (10) **Patent No.:** **US D787,416 S**
Hron (45) **Date of Patent:** **** May 23, 2017**

- (54) **MULTI-COLOR BOAT ANCHOR**
- (71) Applicant: **ROLOFF MANUFACTURING CORPORATION**, Kaukauna, WI (US)
- (72) Inventor: **Joshua Hron**, Appleton, WI (US)
- (73) Assignee: **ROLOFF MANUFACTURING CORPORATION**, Kaukauna, WI (US)
- (**) Term: **15 Years**
- (21) Appl. No.: **29/576,469**
- (22) Filed: **Sep. 2, 2016**

- D427,559 S * 7/2000 Mele D12/215
- 6,092,484 A * 7/2000 Babin B63B 21/26
114/294
- 6,240,871 B1 * 6/2001 Courtheyn B63B 21/34
114/301
- D445,393 S * 7/2001 Dallavalle D12/215
- D508,009 S * 8/2005 Urbina, Jr. D12/215

(Continued)

Primary Examiner — George D. Kirschbaum
Assistant Examiner — Clese Moore, Jr.
(74) *Attorney, Agent, or Firm* — Ryan Kromholz & Manion, S.C.

Related U.S. Application Data

- (62) Division of application No. 29/495,747, filed on Jul. 3, 2014, now Pat. No. Des. 766,156.
- (51) **LOC (10) Cl.** **12-06**
- (52) **U.S. Cl.**
USPC **D12/215**
- (58) **Field of Classification Search**
USPC D12/215, 300, 317
CPC B63B 21/24; B63B 21/243; B63B 21/32;
B63B 21/34
See application file for complete search history.

(57) **CLAIM**

The ornamental design for a multi-color boat anchor, as shown and described.

DESCRIPTION

Copyright 2014, Roloff Manufacturing Corporation. A portion of the disclosure of this patent document contains material to which a claim for copyright is made. The copyright owner has no objection to the facsimile reproduction by anyone of the patent document or the patent disclosure, as it appears in the Patent and Trademark Office patent file or records, but reserves all other copyright rights whatsoever.

FIG. 1 is a perspective view of a multi-color boat anchor according to the present invention, wherein the shaded portion is a first color and the unshaded portion is a second color, the first and second colors being different.

FIG. 2 is a front elevation view thereof.

FIG. 3 is a rear elevation view thereof.

FIG. 4 is a right side elevation view thereof.

FIG. 5 is a left side elevation view thereof.

FIG. 6 is a bottom plan view thereof; and,

FIG. 7 is a top plan view thereof.

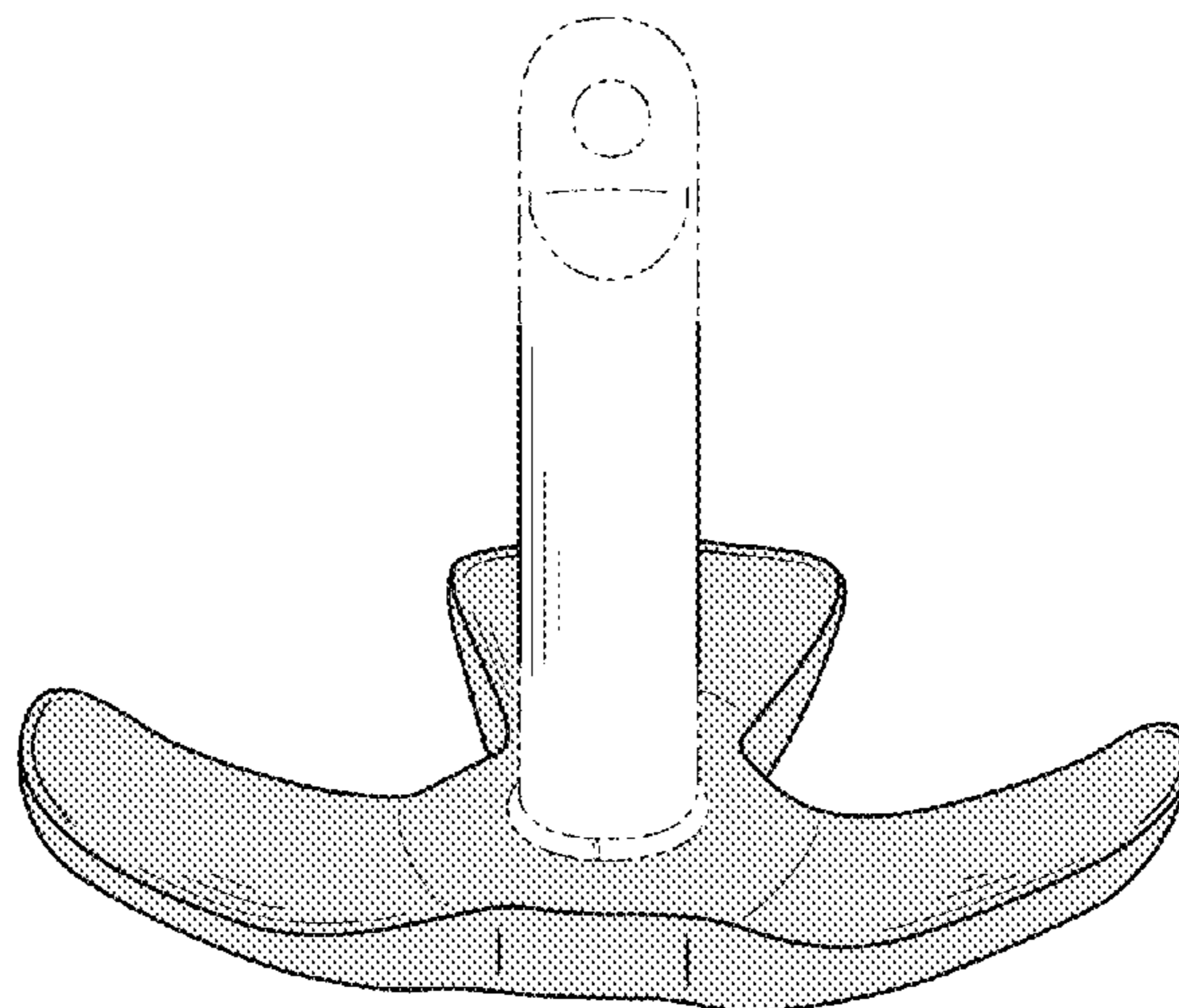
The broken lines shown illustrate portions of the multi-color boat anchor that form no part of the claimed design.

(56) **References Cited**

U.S. PATENT DOCUMENTS

- D191,726 S * 11/1961 Divietro D12/215
- D223,551 S * 5/1972 Persinger D12/215
- D244,772 S * 6/1977 Zongker D12/215
- 4,785,758 A * 11/1988 Eichelberger, Sr. B63B 21/46
114/299
- 5,353,731 A * 10/1994 Richter B63B 21/46
114/299
- D387,321 S * 12/1997 Mele D12/215
- D387,322 S * 12/1997 Mele D12/215
- D394,239 S * 5/1998 Lee D12/215
- D397,078 S * 8/1998 Bartkus D12/215

1 Claim, 2 Drawing Sheets



(56)

References Cited

U.S. PATENT DOCUMENTS

D587,182 S * 2/2009 Walton D12/215
D766,156 S * 9/2016 Hron D12/215
2005/0241561 A1* 11/2005 Ruter B63B 21/29
114/294
2015/0101524 A1* 4/2015 Pence B63B 21/243
114/294
2015/0191219 A1* 7/2015 Samuels B63B 21/26
114/294

* cited by examiner

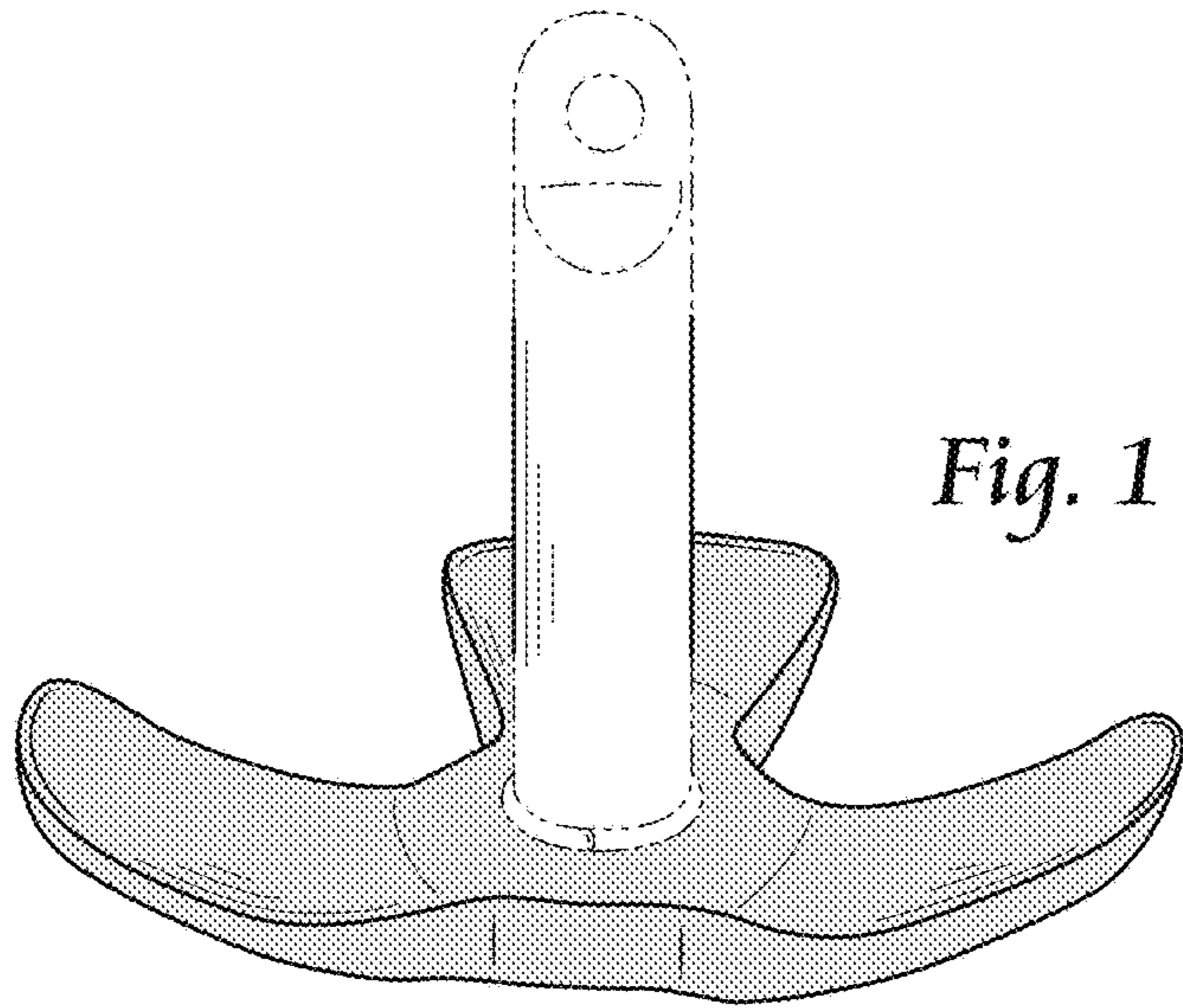


Fig. 1

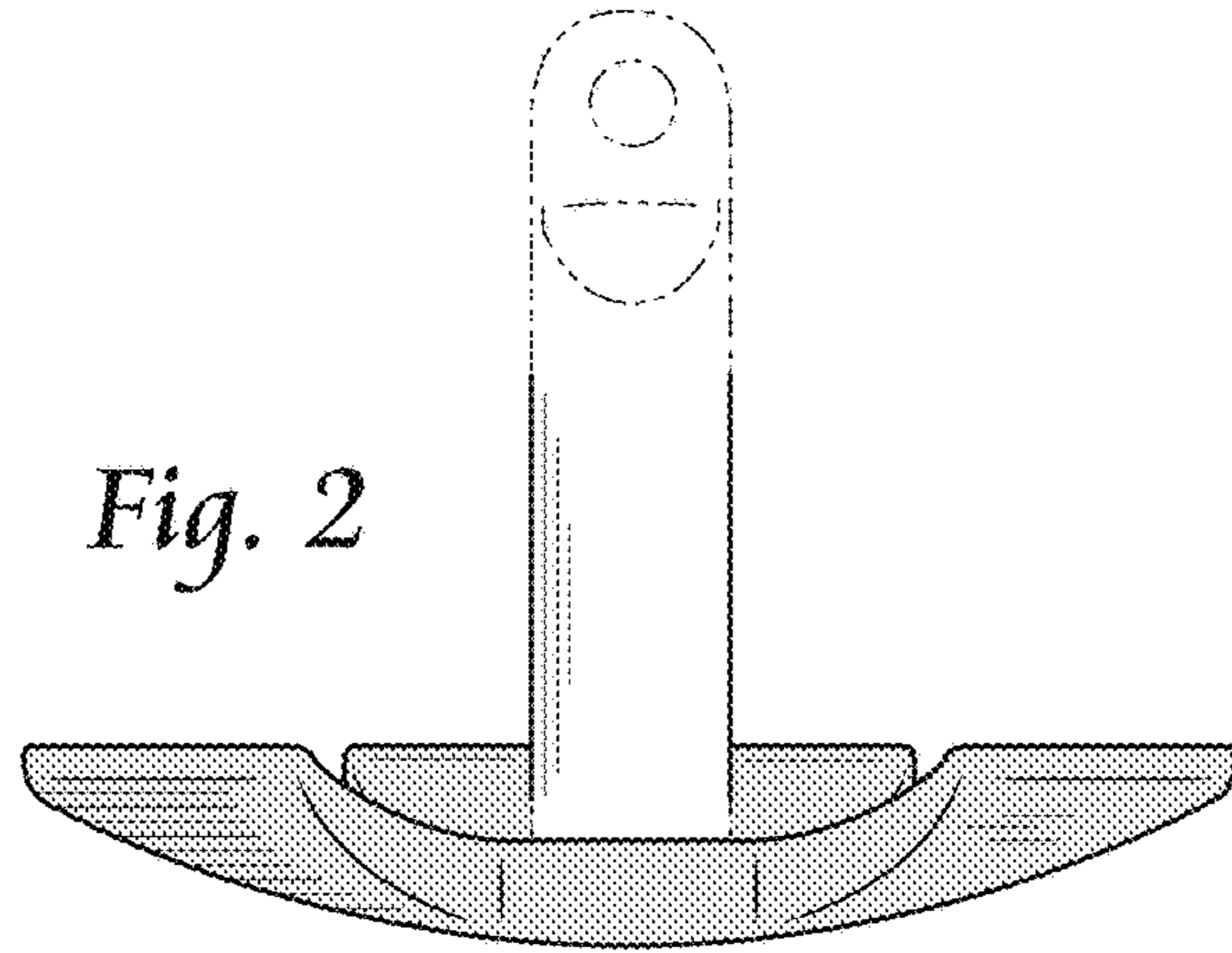


Fig. 2

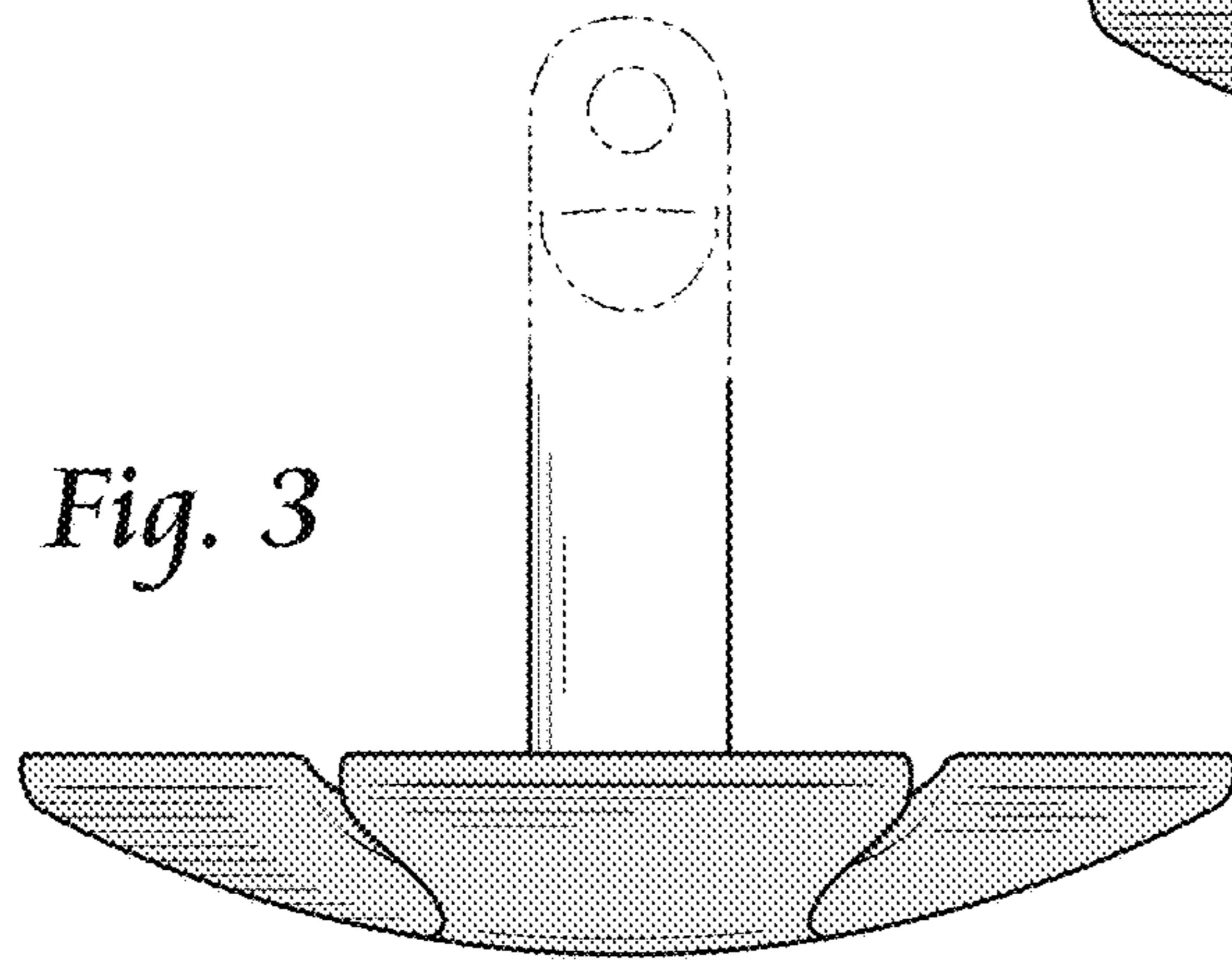


Fig. 3

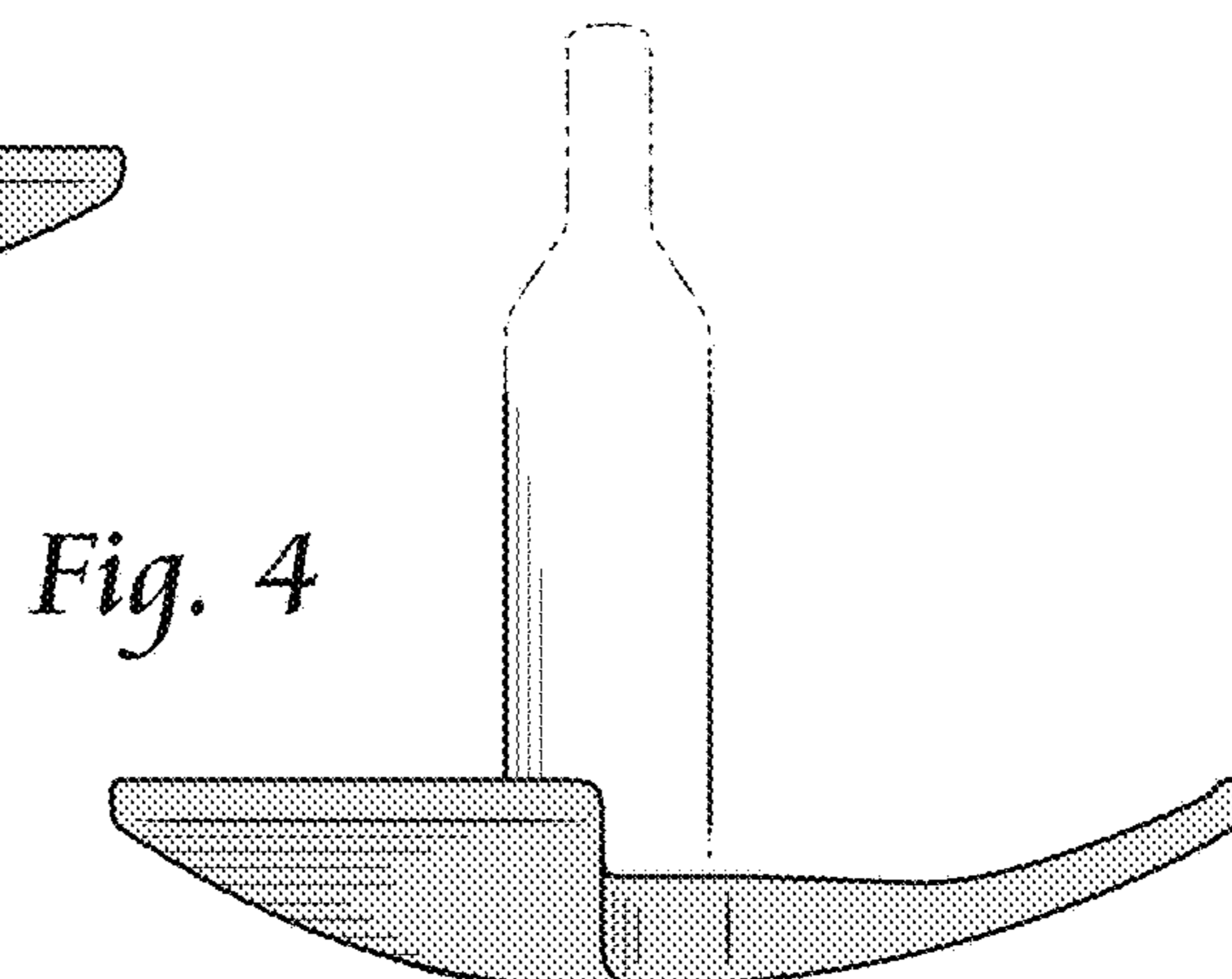


Fig. 4

Fig. 5

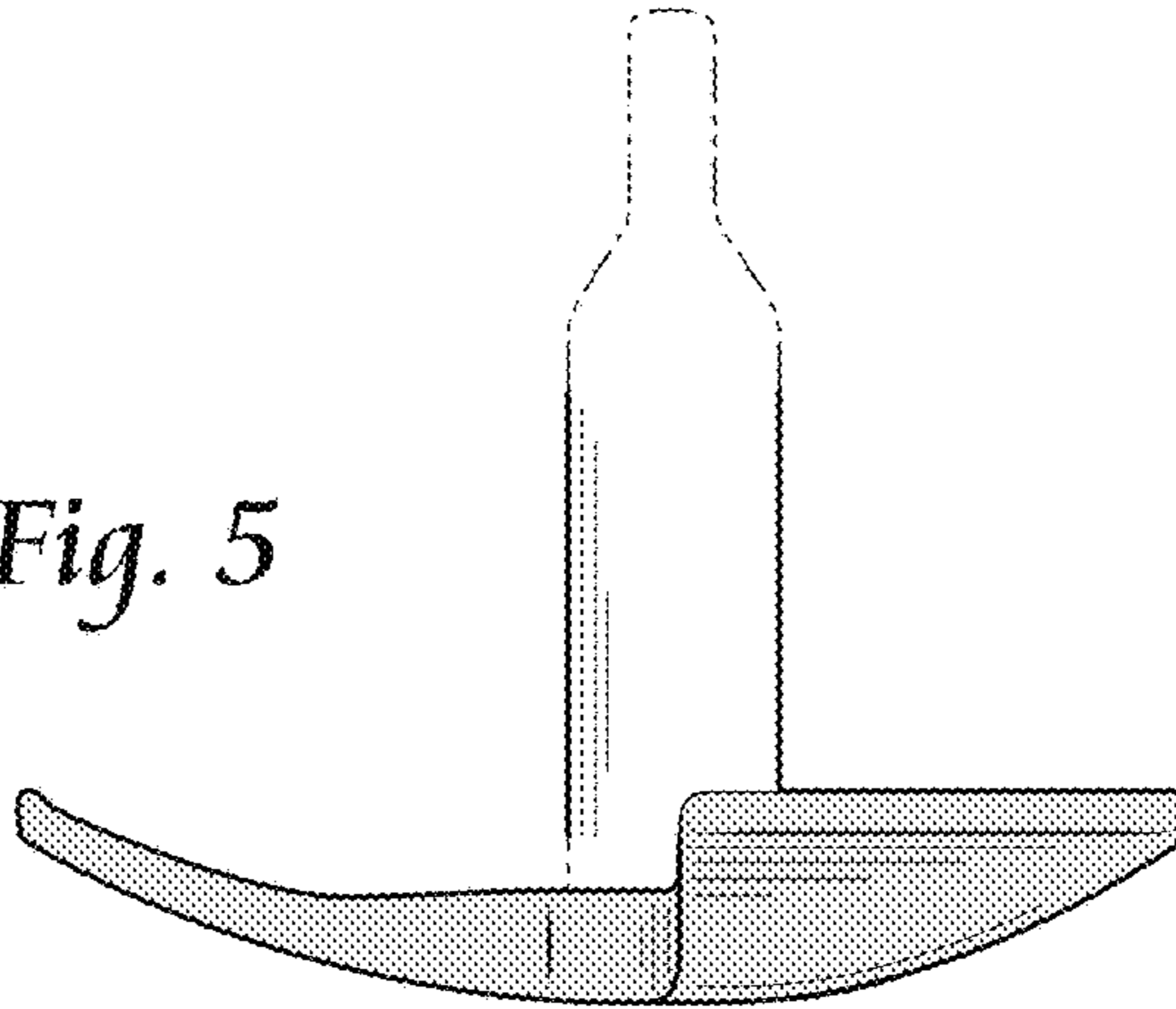


Fig. 6

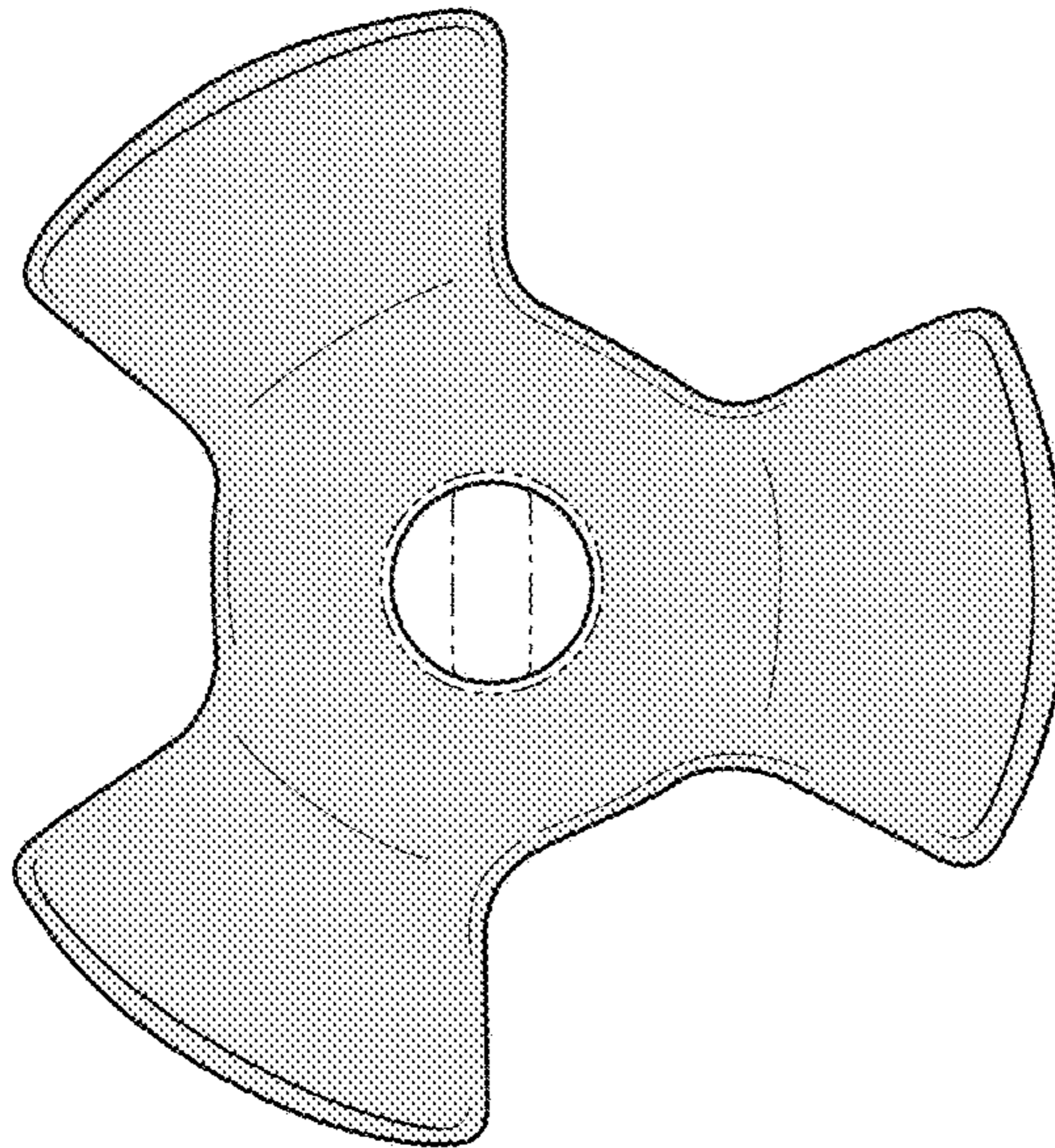


Fig. 7

