



US00D787415S

(12) **United States Design Patent**
Juergens et al.

(10) **Patent No.:** **US D787,415 S**
(45) **Date of Patent:** **** May 23, 2017**

(54) **VEHICLE WHEEL**

(71) Applicant: **Bayerische Motoren Werke
Aktiengesellschaft, Munich (DE)**

(72) Inventors: **Dirk Juergens, Munich (DE); Rainer
Mueller, Munich (DE)**

(73) Assignee: **Bayerische Motoren Werke
Aktiengesellschaft, Munich (DE)**

(**) Term: **15 Years**

(21) Appl. No.: **29/568,046**

(22) Filed: **Jun. 15, 2016**

(30) **Foreign Application Priority Data**

Dec. 16, 2015 (DE) 40 2015 101 340

(51) **LOC (10) Cl.** **12-16**

(52) **U.S. Cl.**
USPC **D12/211**

(58) **Field of Classification Search**
USPC D12/204-213
CPC B60B 7/00; B60B 7/02; B60B 7/04; B60B
7/01; B60B 7/06; B60B 3/02; B60B 3/04;
B60B 3/06; B60B 3/10; B60B 1/00;
B60B 1/08; B60B 1/10; B60B 1/12
See application file for complete search history.

(56) **References Cited**

U.S. PATENT DOCUMENTS

D510,554 S 10/2005 Markefka
D517,970 S * 3/2006 Pollmann D12/209
D532,739 S * 11/2006 Ettensberger D12/211
D547,711 S * 7/2007 Young D12/211
D580,840 S * 11/2008 Elmitt D12/209
D590,313 S * 4/2009 Baum D12/209
D603,318 S 11/2009 Luciani et al.
D621,765 S 8/2010 Baum

D621,771 S * 8/2010 Truebsbach D12/211
D625,676 S 10/2010 Baum
D635,907 S * 4/2011 Futschik D12/211
D644,976 S * 9/2011 Nissl D12/209
D654,007 S * 2/2012 Nissl D12/211
D663,669 S * 7/2012 Baum D12/209
D671,059 S 11/2012 Pollmann
D684,914 S * 6/2013 Gotschke D12/209
D686,130 S 7/2013 Elmitt
D697,007 S 1/2014 Pollmann
D717,709 S * 11/2014 Valencia Pollex D12/209
D724,516 S * 3/2015 Di Buduo D12/211
D727,828 S 4/2015 Amezketa
D730,798 S * 6/2015 Diephuis D12/209
D736,131 S * 8/2015 Mahoney D12/209

(Continued)

FOREIGN PATENT DOCUMENTS

EM 000062591-0005 5/2004
EM 000997572-0009 6/2009
EM 001099592-0003 11/2009

(Continued)

Primary Examiner — Stacia Cadmus
(74) *Attorney, Agent, or Firm* — Crowell & Moring LLP



(57) **CLAIM**

The ornamental design for a vehicle wheel, as shown and described.

DESCRIPTION

FIG. 1 is a perspective view of a vehicle wheel according to the design;
FIG. 2 is an additional perspective view thereof;
FIG. 3 is an additional perspective view thereof;
FIG. 4 is a front view thereof;
FIG. 5 is a rear view thereof in a lighter gray scale, representing environmental features that form no part of the claimed design; and,
FIG. 6 is a side view thereof.

1 Claim, 6 Drawing Sheets



(56)

References Cited

U.S. PATENT DOCUMENTS

D755,105 S * 5/2016 Garbas D12/211
D765,005 S * 8/2016 Garbas D12/211

FOREIGN PATENT DOCUMENTS

EM 001643164-0003 10/2010
EM 002016113-0011 9/2013
EM 002156554-0006 12/2014

* cited by examiner



Fig. 1



Fig. 2



Fig. 3



Fig. 4




Fig. 5




Fig. 6