



US00D787399S

(12) **United States Design Patent** (10) **Patent No.:** **US D787,399 S**  
**Ito et al.** (45) **Date of Patent:** **\*\* May 23, 2017**

(54) **TRUCK CAB EXTENDER**  
(71) Applicant: **International Truck Intellectual Property Company, LLC**, Lisle, IL (US)

(72) Inventors: **Chris Isamu Ito**, Suger Grove, IL (US); **Glen Joel Durmisevich**, Rochester Hills, MI (US); **William D. Miller**, Macomb Township, MI (US); **Robert P. Scott**, Aurora, IL (US)

(73) Assignee: **International Truck Intellectual Property Company, LLC**, Lisle, IL (US)

(\*\*) Term: **15 Years**

(21) Appl. No.: **29/566,177**

(22) Filed: **May 27, 2016**

(51) **LOC (10) Cl.** ..... **12-08**

(52) **U.S. Cl.**  
USPC ..... **D12/190**

(58) **Field of Classification Search**  
USPC .... D12/190, 192, 400, 90, 91, 92, 199, 197, D12/86, 171, 169, 163, 110, 114  
CPC ..... B60R 13/043; B60R 2013/0293  
See application file for complete search history.

(56) **References Cited**

**U.S. PATENT DOCUMENTS**

D540,738 S 4/2007 Hatch  
D541,720 S 5/2007 Beigel et al.

D585,006 S \* 1/2009 Medina ..... D12/184  
D614,102 S \* 4/2010 Raghavendran ..... D12/190  
D623,103 S \* 9/2010 Braga ..... D12/181  
D637,536 S \* 5/2011 Peltola ..... D12/190  
D647,016 S \* 10/2011 Medina ..... D12/181  
D699,647 S \* 2/2014 Jensen ..... D12/181  
D705,141 S \* 5/2014 Jensen ..... D12/181  
D715,206 S \* 10/2014 Conway ..... D12/196  
D719,885 S \* 12/2014 Conway ..... D12/195  
D720,671 S \* 1/2015 Conway ..... D12/195  
D761,175 S \* 7/2016 Stoyinov ..... D12/190

\* cited by examiner

*Primary Examiner* — Katrina A Betton

(74) *Attorney, Agent, or Firm* — Jeffrey P. Calfa; Mark C. Bach

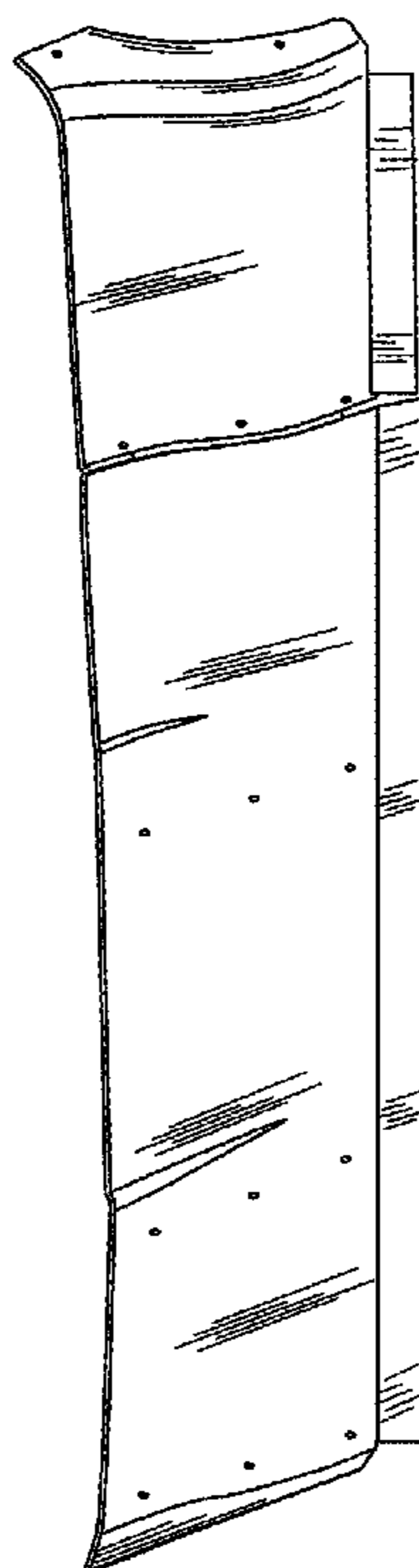
(57) **CLAIM**

The ornamental design for a truck cab extender, as shown and described.

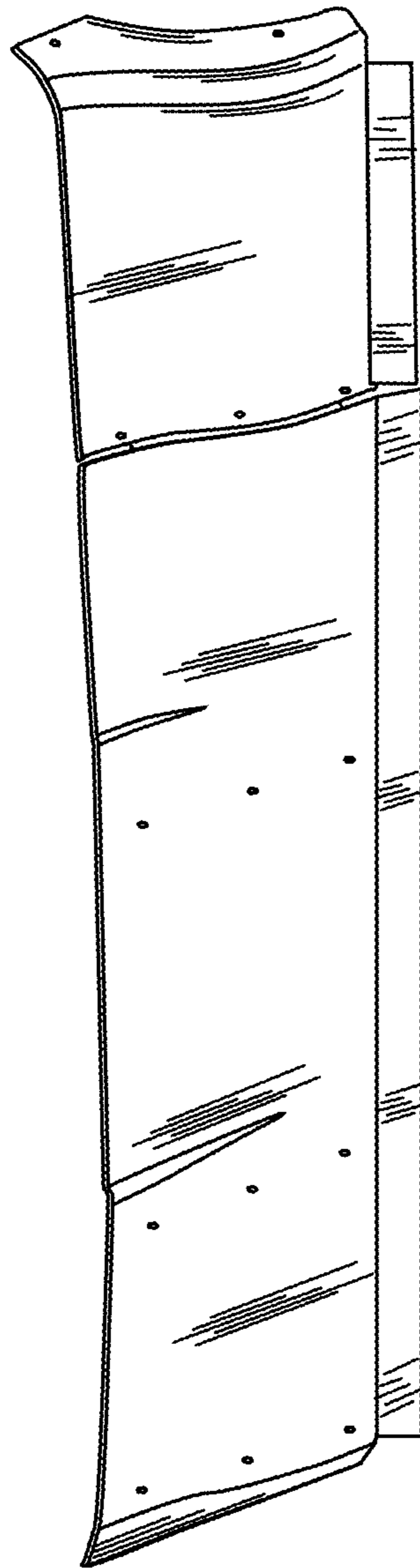
**DESCRIPTION**

FIG. 1 is a perspective view of the truck cab extender showing my/our new design;  
FIG. 2 is a top plan view of the truck cab extender of FIG. 1;  
FIG. 3 is a bottom view of the truck cab extender of FIG. 1;  
FIG. 4 is a right side view of the truck cab extender of FIG. 1;  
FIG. 5 is a left side view of the truck cab extender of FIG. 1;  
FIG. 6 is a rear view of the truck cab extender of FIG. 1; and,  
FIG. 7 is a front view of the truck cab extender of FIG. 1.

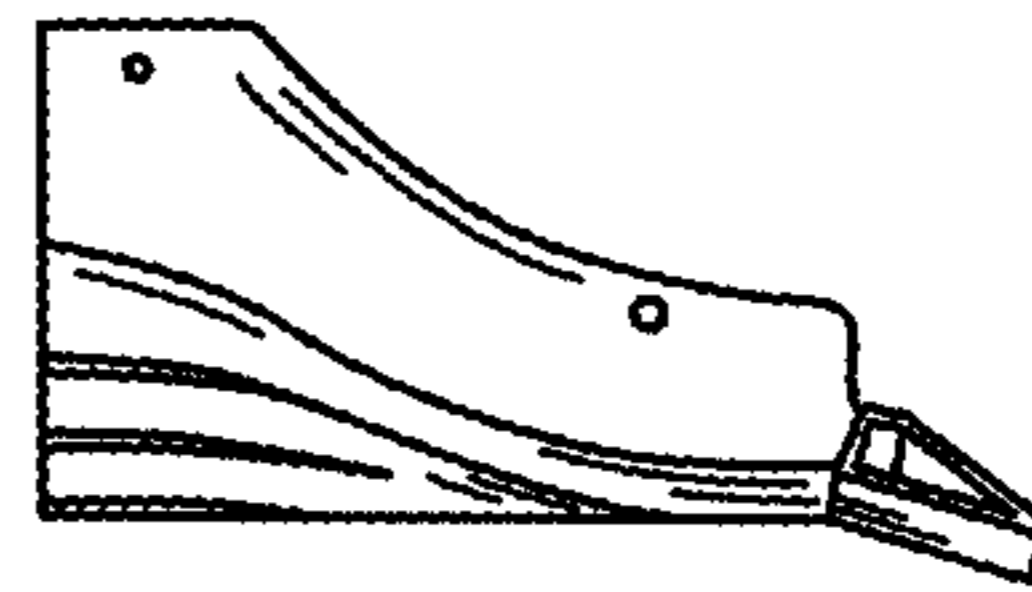
**1 Claim, 3 Drawing Sheets**



**FIG. 1**



**FIG. 2**



**FIG. 3**




FIG. 4

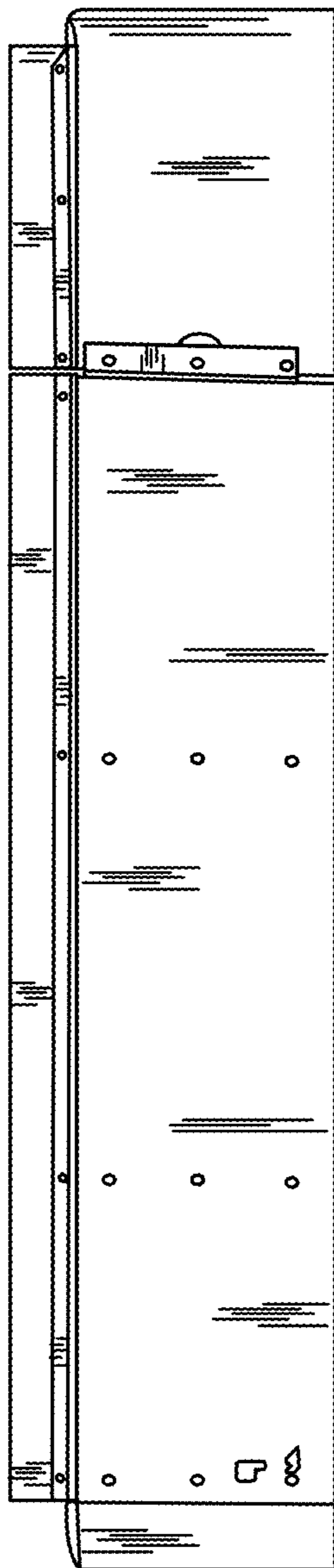
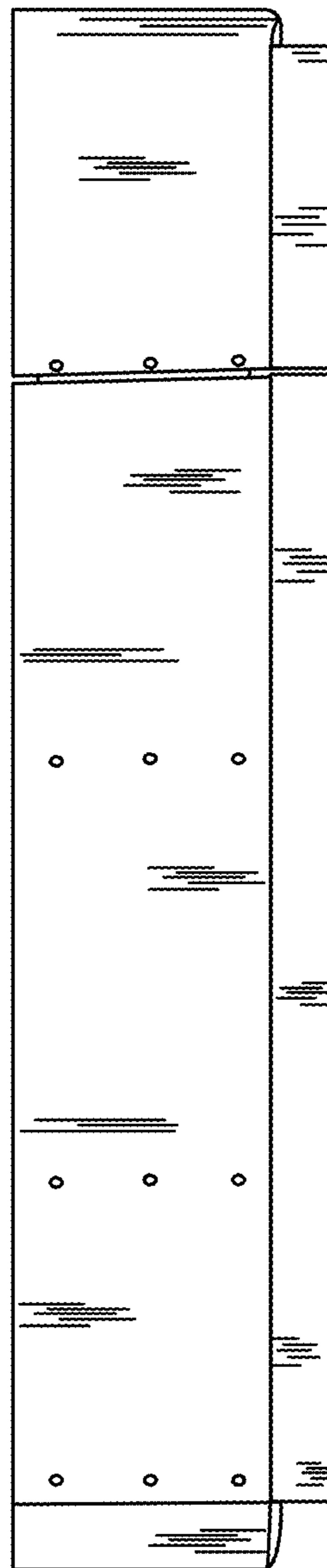
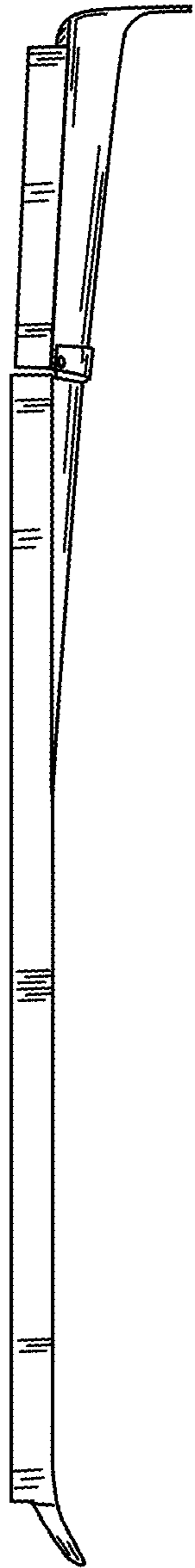


FIG. 5



**FIG. 6**



**FIG. 7**

