



US00D787395S

(12) **United States Design Patent** (10) **Patent No.:** **US D787,395 S**
Curic et al. (45) **Date of Patent:** **** May 23, 2017**

- (54) **VEHICLE FENDER**
- (71) Applicant: **Ford Global Technologies, LLC**,
Dearborn, MI (US)
- (72) Inventors: **Kemal Curic**, West Bloomfield, MI
(US); **Shawn Wehrly**, Northville, MI
(US)
- (73) Assignee: **Ford Global Technologies, LLC**,
Dearborn, MI (US)
- (**) Term: **15 Years**
- (21) Appl. No.: **29/505,612**
- (22) Filed: **Dec. 23, 2015**
- (51) **LOC (10) Cl.** **12-08**
- (52) **U.S. Cl.**
USPC **D12/181**
- (58) **Field of Classification Search**
USPC D12/181, 184, 196, 400, 190, 88;
280/848, 770, 727; 180/903; 296/91
CPC B60R 19/00; B60R 19/002; B62D 25/02
See application file for complete search history.

(56) **References Cited**

U.S. PATENT DOCUMENTS

D459,686 S *	7/2002	Sinkwitz	D12/196
D472,193 S *	3/2003	Sinkwitz	D12/184
D489,305 S *	5/2004	Kim	D12/196
D525,925 S *	8/2006	Minowa	D12/184
D555,557 S *	11/2007	Schiavone	D12/184
D561,667 S *	2/2008	Platto	D12/184
D561,668 S *	2/2008	Suzuki	D12/184
D581,332 S *	11/2008	Song	D12/184
D583,736 S *	12/2008	Schiavone	D12/184
D591,213 S *	4/2009	Woolley	D12/184
D593,915 S *	6/2009	Habib	D12/184
D609,150 S *	2/2010	Kruger	D12/184
D615,012 S *	5/2010	Ectors	D12/181

D620,407 S *	7/2010	Froehlich	D12/184
D691,530 S *	10/2013	Song	D12/184
D703,595 S *	4/2014	Campbell	D12/181
D703,596 S *	4/2014	Campbell	D12/184
D704,607 S *	5/2014	Thurber	D12/184
D711,797 S *	8/2014	Tsuchida	D12/184
D712,811 S *	9/2014	Selvaag	D12/184
D716,708 S *	11/2014	Beermann	D12/184
D716,709 S *	11/2014	Thole	D12/184
D722,930 S *	2/2015	George	D12/184
D746,742 S *	1/2016	Curic	D12/184
D746,743 S *	1/2016	Behmer	D12/184
D748,023 S *	1/2016	Nissl	D12/184
D749,026 S *	2/2016	Smith	D12/184
D749,027 S *	2/2016	McMahan	D12/184
D750,001 S *	2/2016	Thole	D12/184
D762,151 S *	7/2016	Luk	D12/184
D763,753 S *	8/2016	Hammoud	D12/184
D764,362 S *	8/2016	Pevovar	D12/184

(Continued)

Primary Examiner — Daniel Bui
Assistant Examiner — Andrew Kerr
(74) *Attorney, Agent, or Firm* — Damian Porcari

(57) **CLAIM**

The ornamental design for a vehicle fender, as shown and described.

DESCRIPTION

FIG. 1 is a top, rear and right side perspective view of a right vehicle fender, showing our new design;
FIG. 2 is a bottom, rear and right side perspective view thereof;
FIG. 3 is a top and rear perspective view thereof;
FIG. 4 is a front elevational view thereof;
FIG. 5 is a rear elevational view thereof;
FIG. 6 is a left side elevational view thereof;
FIG. 7 is a right side elevational view thereof;
FIG. 8 is a top plan view thereof; and,
FIG. 9 is a bottom plan view thereof.

1 Claim, 9 Drawing Sheets



(56)

References Cited

U.S. PATENT DOCUMENTS

D764,988	S	*	8/2016	Faghihzadeh	D12/184
D766,149	S	*	9/2016	Kim	D12/184
D767,460	S	*	9/2016	Kozub	D12/196
D768,551	S	*	10/2016	Arroba	D12/196
D769,162	S	*	10/2016	Rodriguez	D12/184

* cited by examiner

Figure 1





Figure 2



Figure 3

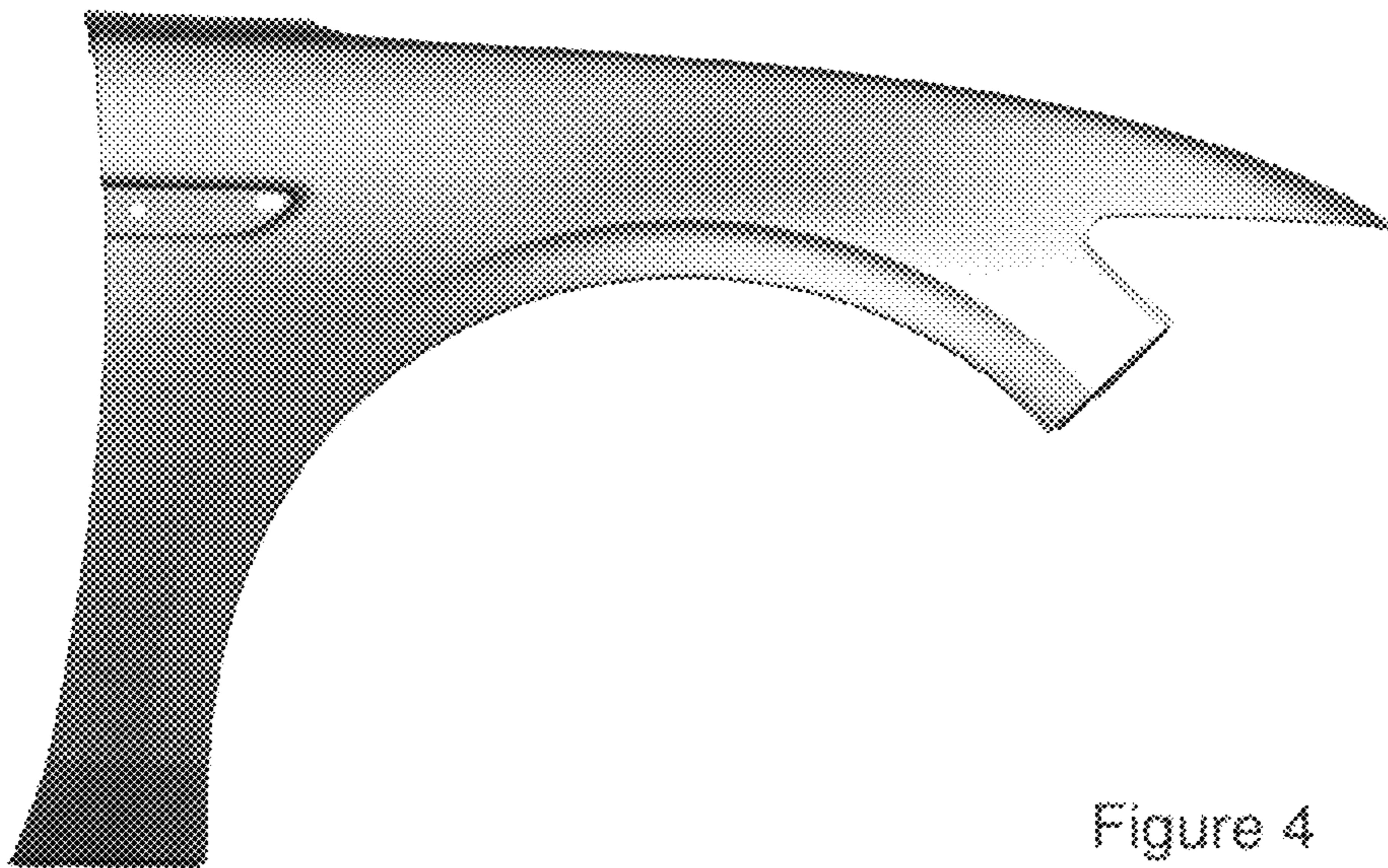


Figure 4




Figure 5




Figure 6




Figure 7



Figure 8




Figure 9