



US00D787365S

(12) **United States Design Patent**
Kenny

(10) **Patent No.:** **US D787,365 S**

(45) **Date of Patent:** **** May 23, 2017**

(54) **DECORATION FOR AN ARTIFICIAL TREE**

(71) Applicant: **Ryan Kenny**, Dacula, GA (US)

(72) Inventor: **Ryan Kenny**, Dacula, GA (US)

(**) Term: **15 Years**

(21) Appl. No.: **29/552,434**

(22) Filed: **Jan. 22, 2016**

(51) **LOC (10) Cl.** **11-05**

(52) **U.S. Cl.**
USPC **D11/130**

(58) **Field of Classification Search**
USPC D11/117, 118, 121, 130, 130.1, 131, 142,
D11/143, 146, 152, 153, 164
CPC A47G 33/00; A47G 33/04; A47G 33/045;
A47G 33/06; A47G 33/08; A47G 33/12;
A47G 33/1206; A47G 2033/1233; E04H
12/22; E04H 12/2238; E04H 12/2292
See application file for complete search history.

(56) **References Cited**

U.S. PATENT DOCUMENTS

- 2,868,255 A * 1/1959 Fancher A47G 33/045
206/423
- D229,758 S * 1/1974 Bartel D11/130
- D280,979 S * 10/1985 Groth 428/131
- 4,581,277 A * 4/1986 Neale A47G 33/045
2/211
- D329,208 S * 9/1992 Bowling D11/130.1
- 5,323,558 A * 6/1994 Baumler A47G 33/045
206/423
- D371,755 S * 7/1996 Ditullo D11/130
- D406,080 S * 2/1999 Marr D11/130
- D418,082 S * 12/1999 Baumann D11/130.1
- D450,621 S * 11/2001 Boucher D11/130.1

- D497,831 S * 11/2004 Anderson D11/130
- D628,512 S * 12/2010 Marsh D11/130.1
- 8,734,928 B1 * 5/2014 LaVigna F24C 1/10
150/154
- D737,171 S * 8/2015 Walter D11/130
- D759,784 S * 6/2016 Wydner D22/199
- D760,115 S * 6/2016 Zhao D11/130
- D760,116 S * 6/2016 Zhao D11/130
- D765,542 S * 9/2016 Aello Garcia D11/130

* cited by examiner

Primary Examiner — Elizabeth J Oswecki

(74) *Attorney, Agent, or Firm* — Bryan W. Bockhop;
Bockhop Intellectual Property Law, LLC

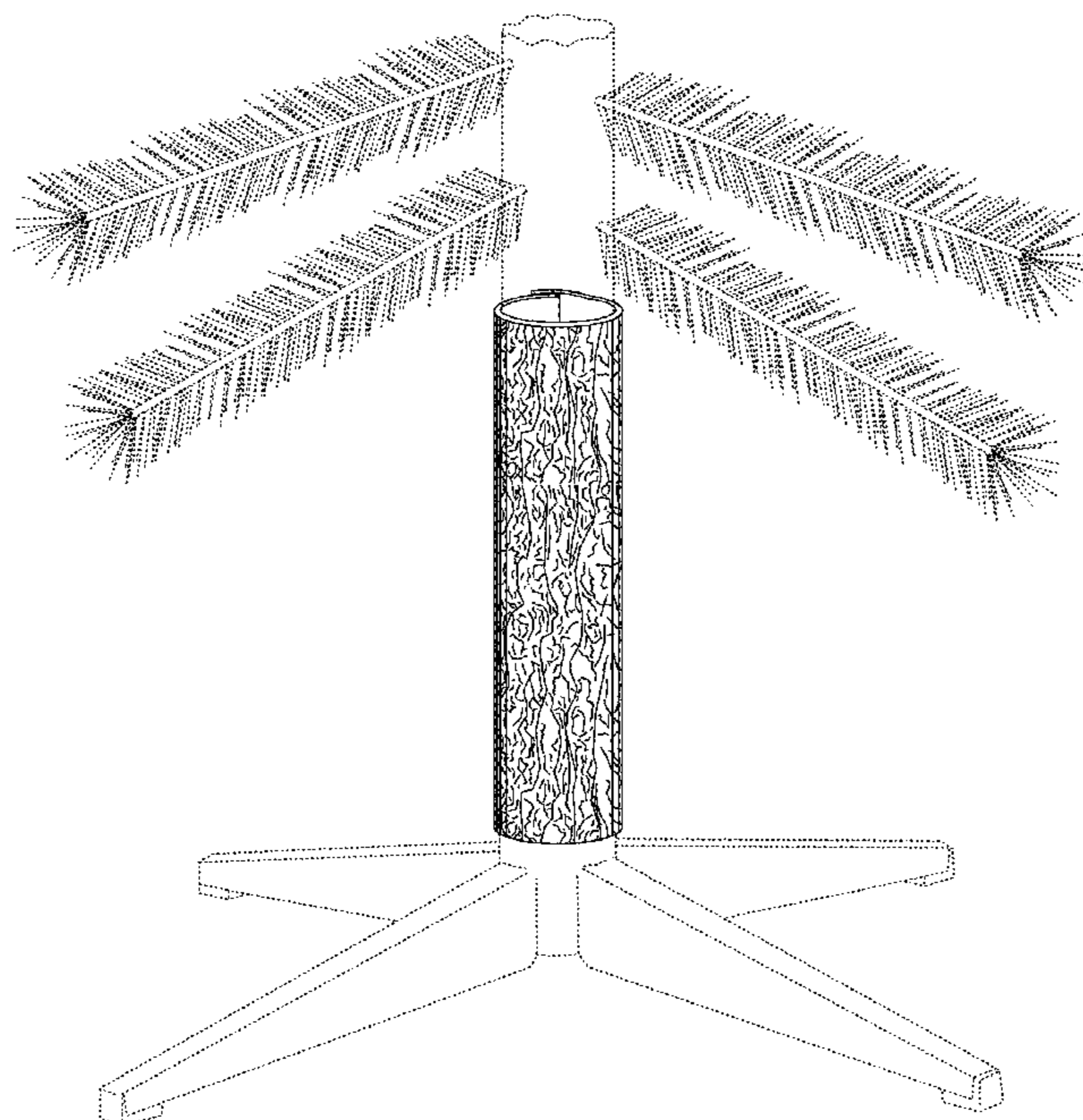
(57) **CLAIM**

The ornamental design for a decoration for an artificial tree, as shown and described.

DESCRIPTION

FIG. 1 is a top right perspective view of a decoration for an artificial tree showing my new design;
 FIG. 2 is a top plan view thereof;
 FIG. 3 is a bottom plan view thereof;
 FIG. 4 is a front side elevational view thereof;
 FIG. 5 is a back side elevational view thereof;
 FIG. 6 is a left side elevational view thereof;
 FIG. 7 is a right side elevational view thereof; and,
 FIG. 8 is a top front perspective view thereof, shown in a used condition with a tree shown in broken lines.
 The broken lines shown in the drawings represent portions of the decoration for an artificial tree that form no part of the claimed design.

1 Claim, 3 Drawing Sheets






FIG. 1




FIG. 2




FIG. 3




FIG. 4




FIG. 5



FIG. 6




FIG. 7

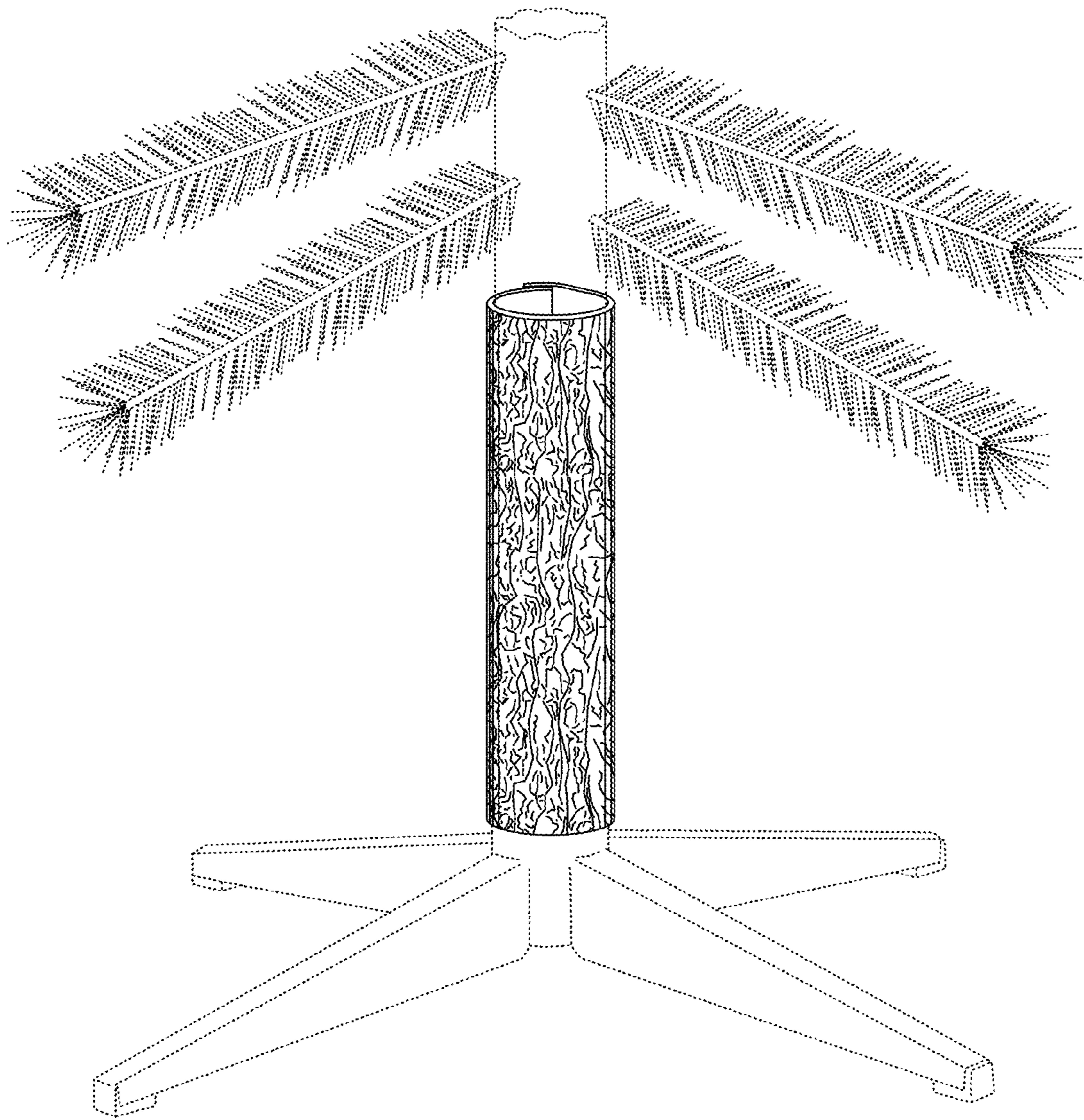


FIG. 8