



US00D787344S

(12) **United States Design Patent**  
**Ducas et al.**

(10) **Patent No.:** **US D787,344 S**

(45) **Date of Patent:** **\*\* \*May 23, 2017**

(54) **WATCH**

(71) Applicant: **VAN CLEEF & ARPELS SA,**  
Vilars-sur-Glâne (CH)

(72) Inventors: **Sebastian Ducas,** Paris (FR); **Maxime Geib,** Paris (FR)

(73) Assignee: **Van Cleef & Arpels SA,**  
Villars-sur-Glâne (CH)

(\*) Notice: This patent is subject to a terminal disclaimer.

(\*\*) Term: **14 Years**

(21) Appl. No.: **29/518,678**

(22) Filed: **Feb. 26, 2015**

(30) **Foreign Application Priority Data**

Aug. 26, 2014 (WO) ..... DM/084 266

(51) **LOC (10) Cl.** ..... **10-02**

(52) **U.S. Cl.**  
USPC ..... **D10/30**

(58) **Field of Classification Search**  
USPC .... D10/30-39, 122-129; 368/276, 282, 281,  
368/285, 223, 228, 232, 15-18  
CPC .... G04B 37/00; G04B 47/04; G04B 45/0076;  
G04B 19/16; G04B 19/06; G04B 19/085  
See application file for complete search history.

(56) **References Cited**

**U.S. PATENT DOCUMENTS**

508,467 A \* 11/1893 Clark ..... G04B 19/268  
368/18  
D212,773 S \* 11/1968 Booth ..... D10/10

D564,388 S \* 3/2008 Tripet ..... D10/126  
D669,372 S \* 10/2012 Laucella ..... D10/39  
D727,752 S \* 4/2015 Laucella ..... D10/35  
D729,099 S \* 5/2015 Lasserre ..... D10/126  
2007/0277578 A1\* 12/2007 Muraji ..... G04B 19/16  
72/354.2  
2012/0244326 A1\* 9/2012 Jeanrenaud ..... A44C 15/004  
428/209  
2013/0336096 A1\* 12/2013 Grossenbacher ..... G04B 9/005  
368/15

\* cited by examiner

*Primary Examiner* — Susan Bennett Hattan

*Assistant Examiner* — Jennifer Wright

(74) *Attorney, Agent, or Firm* — Taft Stettinius & Hollister LLP

(57) **CLAIM**

The ornamental design for a watch, as shown and described.

**DESCRIPTION**

FIG. 1 is a top view of a watch of the present invention having a dial at a first position.

FIG. 2 is a top view of the watch of FIG. 1 with the dial at a second position.

FIG. 3 is a top view of the watch of FIG. 1 with the dial at a third position.


FIG. 4 is a top view of the watch of FIG. 1 with the dial at a fourth position.

FIG. 5 is a top view of the watch of FIG. 1 with the dial at a fifth position.

FIG. 6 is a top, right-side perspective view of the watch of FIG. 1 with the dial at the first position; and,

FIG. 7 is a rear view of the watch of FIG. 1.

**1 Claim, 2 Drawing Sheets**








Figure 1




Figure 2




Figure 3




Figure 4






Figure 5




Figure 6




Figure 7