



US00D787332S

(12) **United States Design Patent** (10) **Patent No.:** **US D787,332 S**
Peneda (45) **Date of Patent:** **** May 23, 2017**

(54) **BOTTLE**

(71) Applicant: **Gepack-Empresa Transformadora de Plásticos, S.A., Aveiras de Cima (PT)**

(72) Inventor: **Celso Rui Moreira Almeida Peneda, Lisbon (PT)**

(73) Assignee: **Gepack-Empresa Transformadora de Plásticos, S.A., Aveiras de Cima (PT)**

(**) Term: **15 Years**

(21) Appl. No.: **29/556,729**

(22) Filed: **Mar. 2, 2016**

(51) **LOC (10) Cl.** **09-01**

(52) **U.S. Cl.**
USPC **D9/500; D9/520**

(58) **Field of Classification Search**
USPC D9/434-435, 439, 447, 453, 448, 454, D9/500-505, 516, 520, 529-530, D9/537-542, 544-546, 549-550, 553, D9/556-558, 566, 574-575, 682, D9/685-692, 715, 719, 724, 763-783; D7/300, 300.1, 598, 509-511, 619.1, D7/619.2, 307, 308, 314, 315; D24/197; 215/378-379, 381-385, 370-371; 220/660, 662, 669-674, 675
CPC ... B65D 1/00; B65D 1/02; B65D 1/12; B65D 1/14; B65D 1/16; B65D 1/40; B65D 1/44; B65D 1/023; B65D 1/0223; B65D 1/0233; B65D 1/165; B65D 1/238; B65D 1/246; B65D 1/253; B65D 23/00; B65D 83/00; B65D 2501/00; B65D 2501/0009; B65D 2501/0081; B65D 7/04; B65D 81/00

See application file for complete search history.

(56) **References Cited**

U.S. PATENT DOCUMENTS

D39,921 S *	4/1909	Boldt	D9/500
D374,176 S *	10/1996	Sillince	D9/500
D545,209 S *	6/2007	Batliner	D9/500
D594,168 S *	6/2009	Chavez, II	D34/10
D643,300 S *	8/2011	Beckerman	D9/536
D644,533 S *	9/2011	Hall	D9/500
D682,697 S *	5/2013	Gonzalez Rodriguez	D9/500
D688,948 S *	9/2013	Gonzalez Rodriguez	D9/500
D707,126 S *	6/2014	Pizzolo	D9/505
D740,123 S *	10/2015	Tremblay	D9/536
2014/0116911 A1 *	5/2014	Bryant	B41M 1/34 206/459.5
2016/0039583 A1 *	2/2016	Brown	A47G 19/2266 222/481

* cited by examiner

Primary Examiner — Anhdao Doan

Assistant Examiner — Mary Malley

(74) *Attorney, Agent, or Firm* — Troutman Sanders, LLP; Ryan A. Schneider

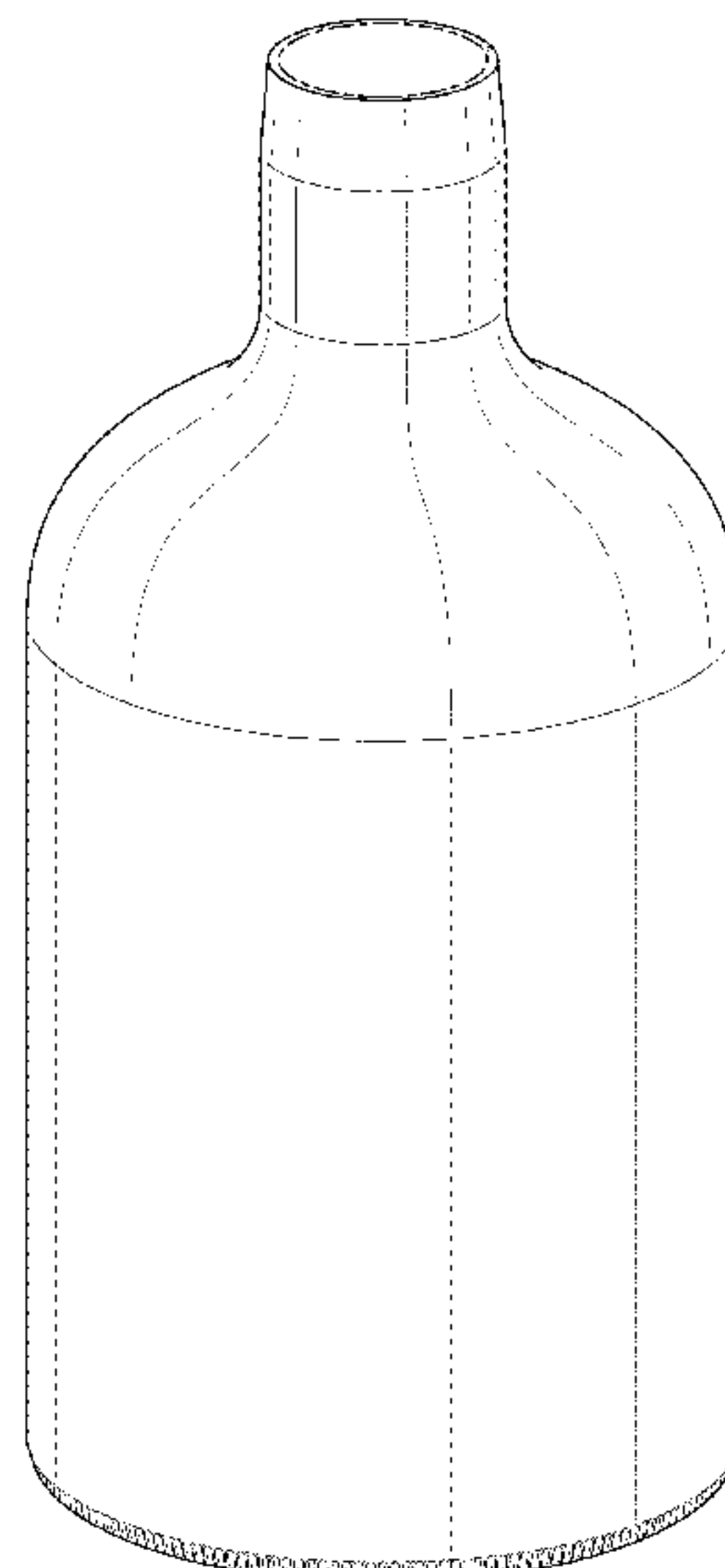
(57) **CLAIM**

The ornamental design for a bottle, as shown and described.

DESCRIPTION

FIG. 1 is a perspective view of a bottle of the present invention;
FIG. 2 is a front view of the bottle of FIG. 1;
FIG. 3 is a back view of the bottle of FIG. 1;
FIG. 4 is a side view of the bottle of FIG. 1, the other side being a mirror image thereof;
FIG. 5 is a top view of the bottle of FIG. 1;
FIG. 6 is a bottom view of the bottle of FIG. 1; and
FIG. 7 is another perspective view of the bottle of FIG. 1. The evenly broken lines on the bottom illustrate portions of the bottle that form no part of the claimed design. The dot-dash-dot lines define the bounds of the claimed design. None of the broken lines form part of the claimed design.

1 Claim, 6 Drawing Sheets



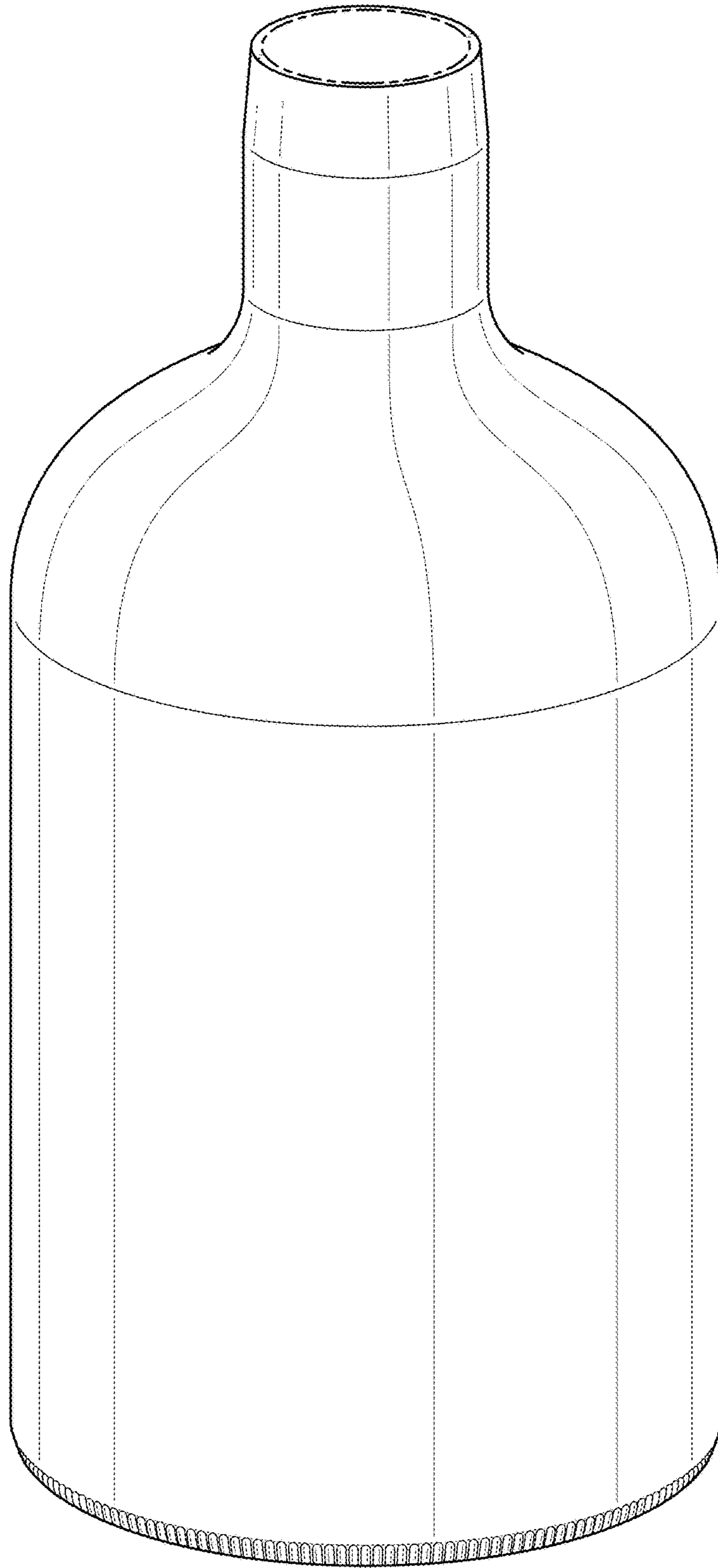


FIG. 1

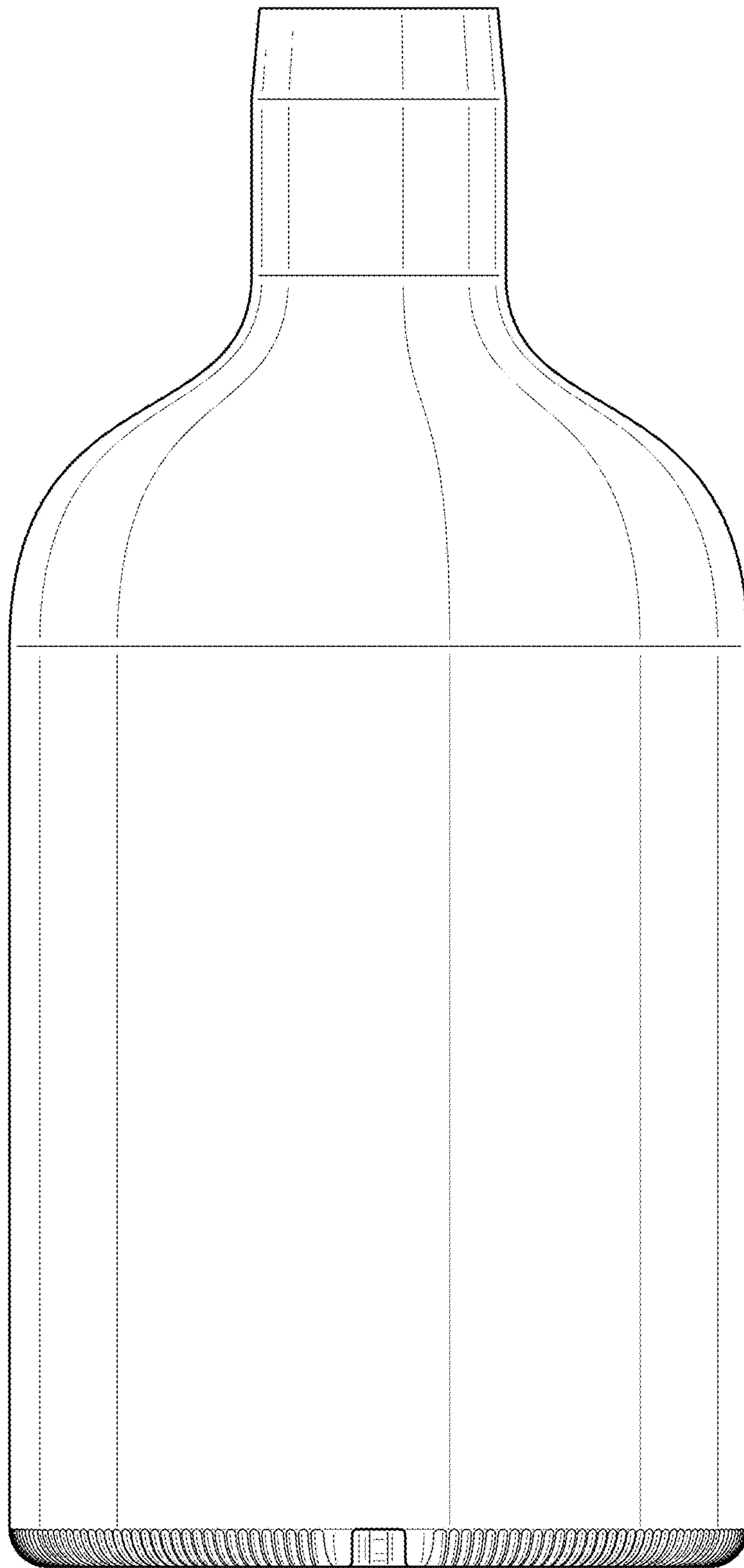


FIG. 2

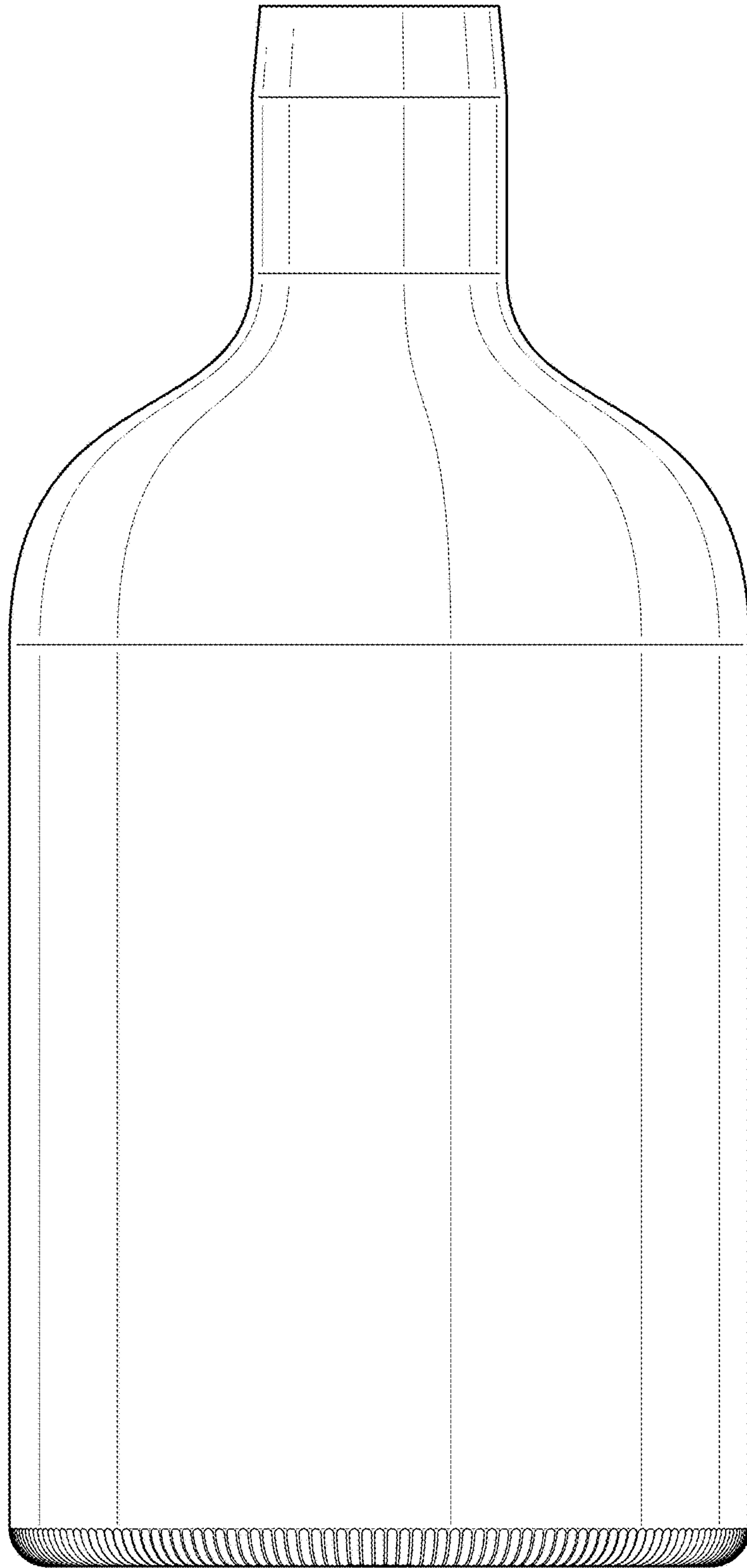


FIG. 3

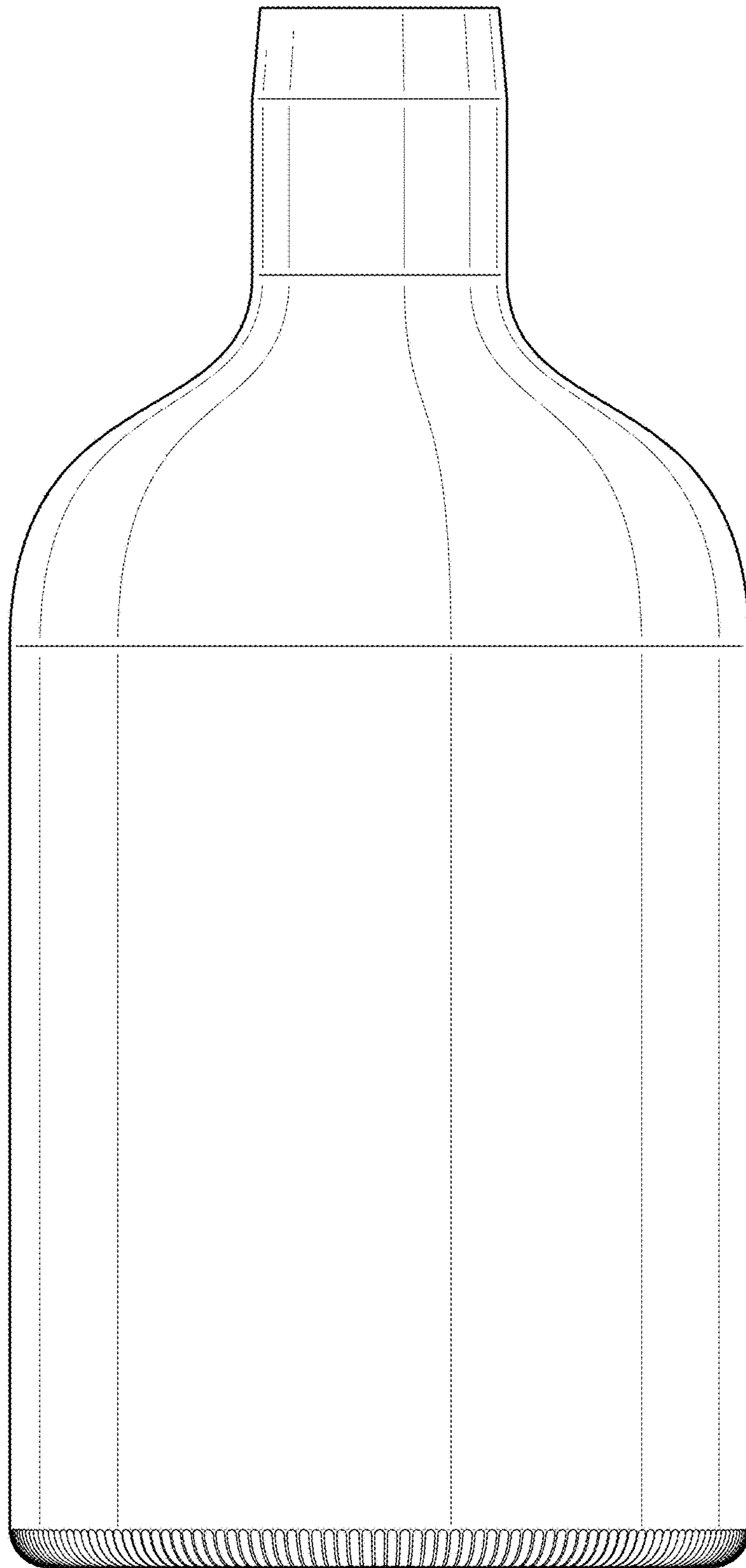


FIG. 4

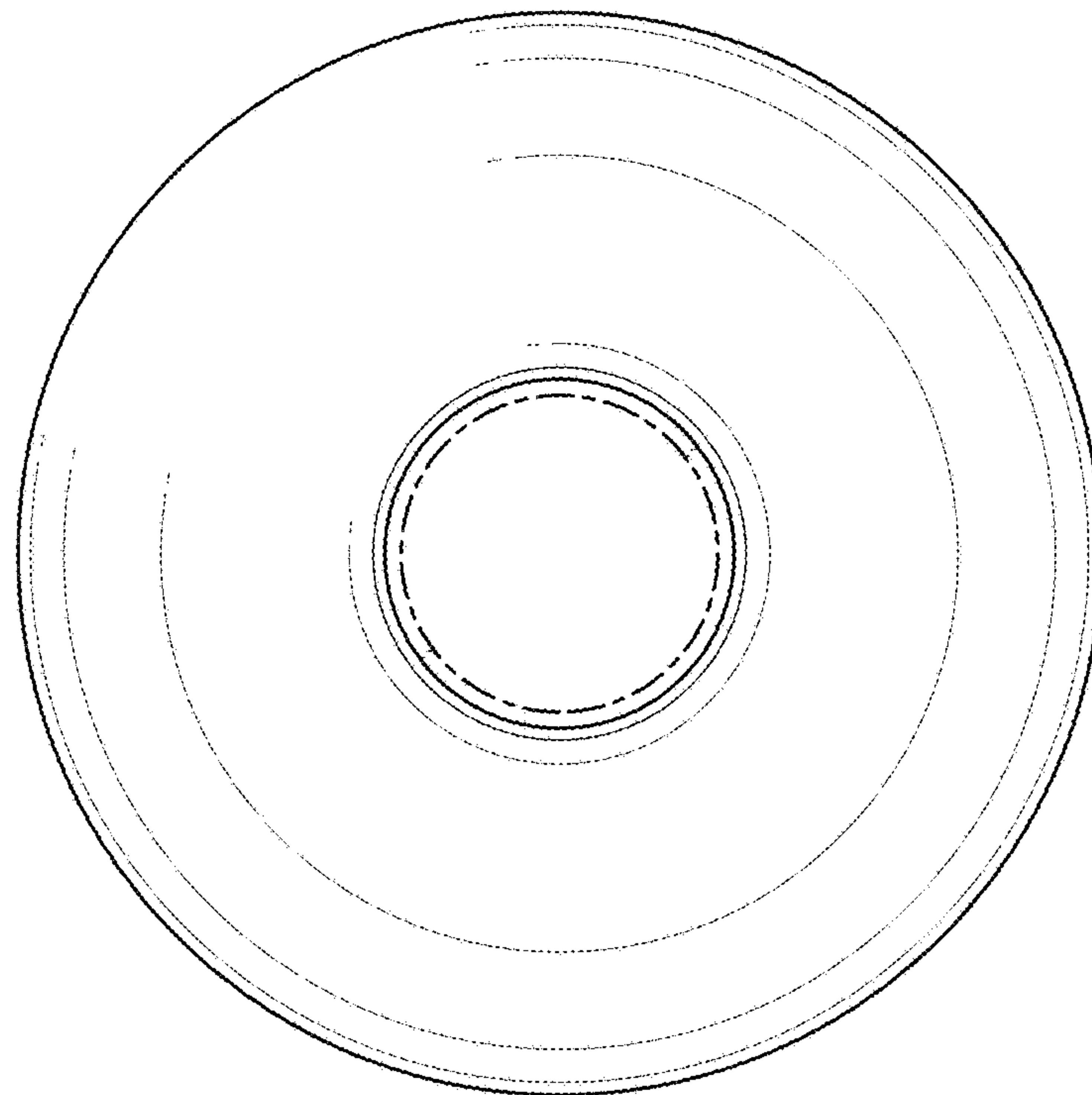


FIG. 5

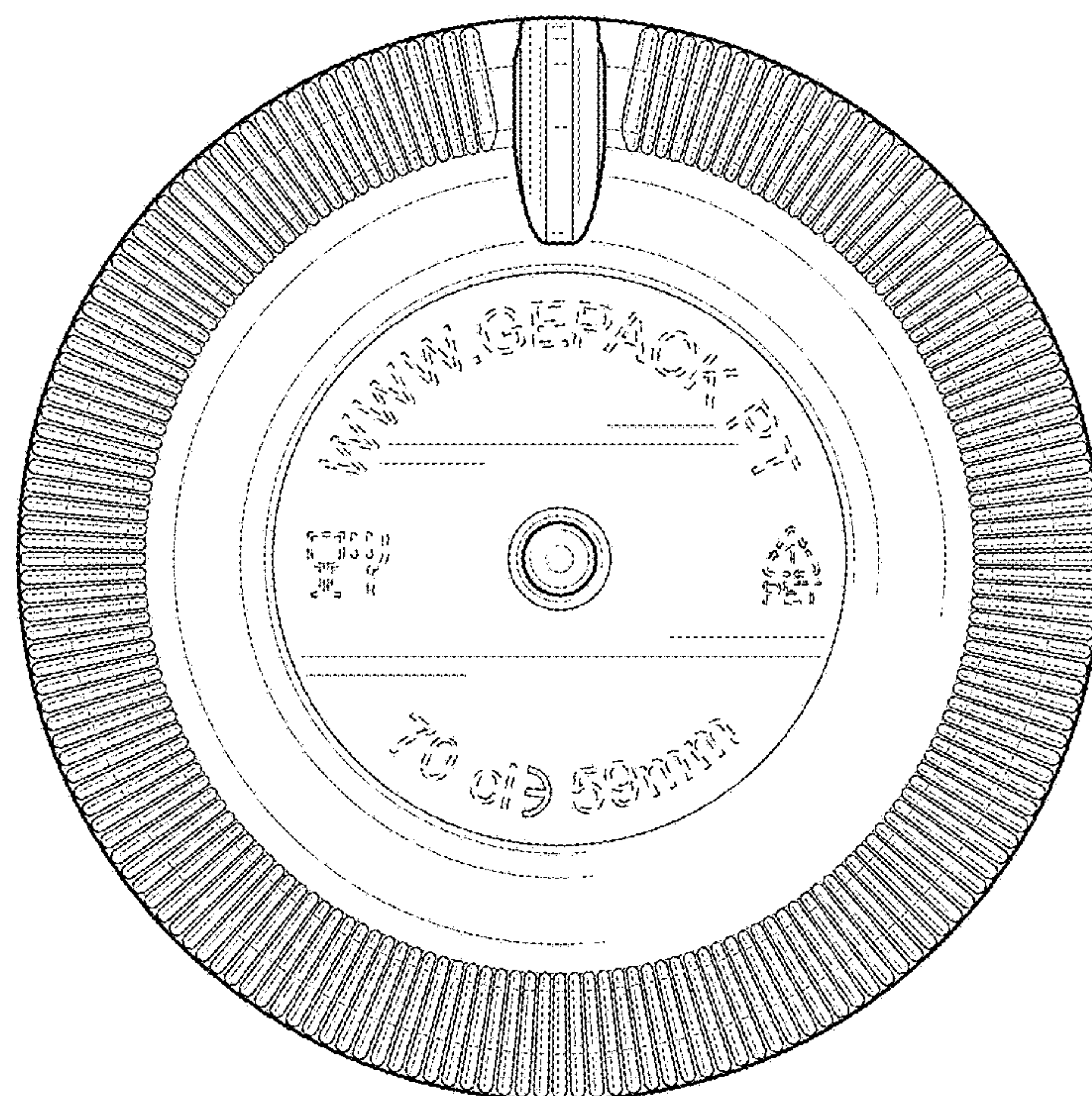


FIG. 6

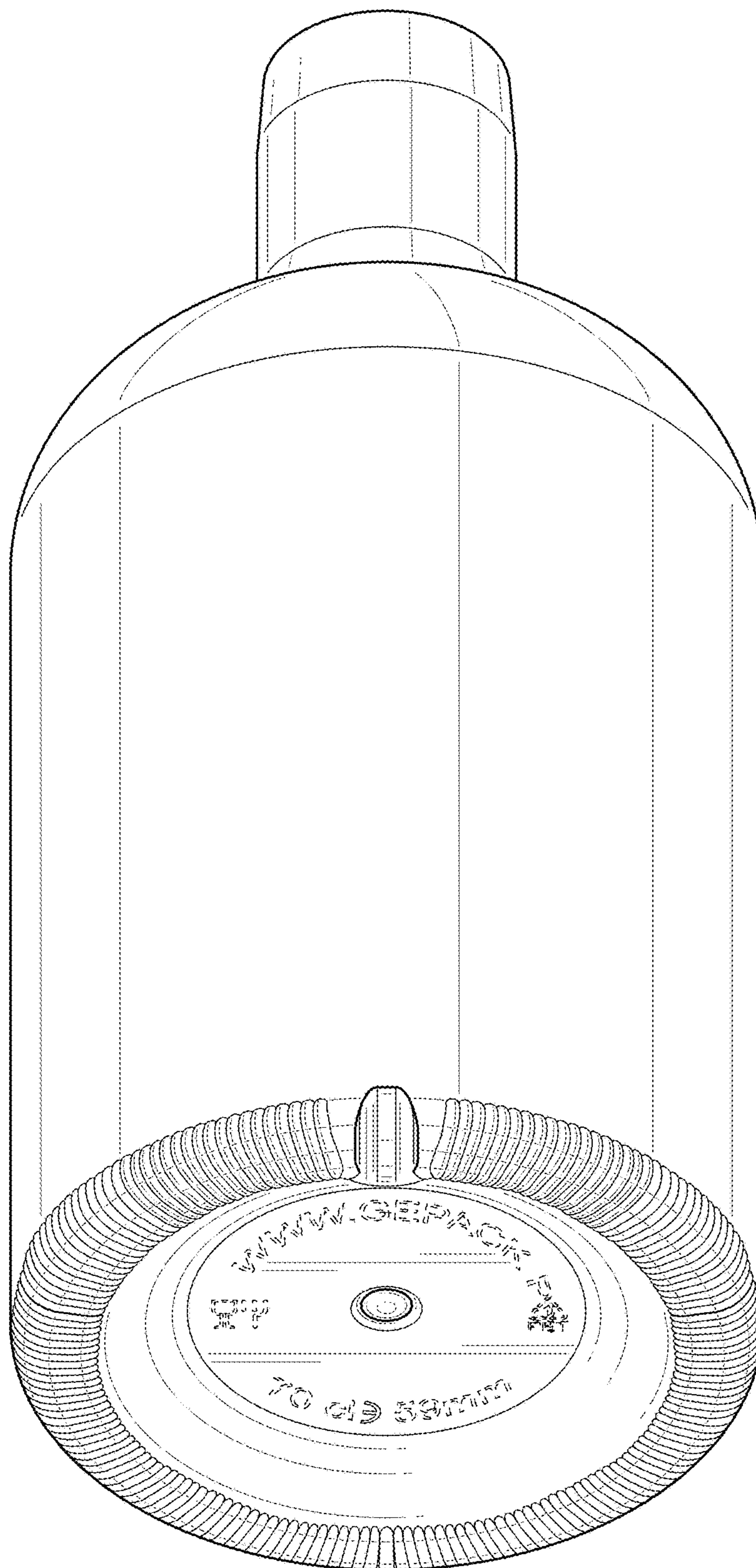


FIG. 7