



US00D787312S

(12) **United States Design Patent** (10) **Patent No.:** **US D787,312 S**
Peers et al. (45) **Date of Patent:** **** May 23, 2017**

(54) **WIPER BLADE PACKAGE WITH SLEEVE**
(71) Applicant: **Pylon Manufacturing Corp.**, Deerfield Beach, FL (US)
(72) Inventors: **Robert Peter Peers**, Boca Raton, FL (US); **Hiroshi Kawashima**, Sunrise, FL (US)
(**) Term: **15 Years**
(21) Appl. No.: **29/571,424**
(22) Filed: **Jul. 18, 2016**

D406,756 S * 3/1999 Garganese D9/415
5,899,334 A 5/1999 Domerchie et al.
5,911,358 A 6/1999 Kenner et al.
D413,261 S 8/1999 Yerich
6,070,723 A 6/2000 Lewis
6,247,590 B1 6/2001 Baker
6,279,746 B1 8/2001 Hussaini
D448,295 S 9/2001 Mozez
D462,262 S 9/2002 Leja
D471,505 S 3/2003 Wang
6,766,906 B2 7/2004 Chamg
D499,962 S 12/2004 Lee et al.

(Continued)

Related U.S. Application Data

(62) Division of application No. 29/525,746, filed on May 1, 2015, now Pat. No. Des. 765,591.
(51) **LOC (10) Cl.** **09-03**
(52) **U.S. Cl.**
USPC **D9/415**
(58) **Field of Classification Search**
USPC D9/414-418, 722, 420, 711, 457;
206/470
CPC B65D 77/042; B65D 43/161
See application file for complete search history.

References Cited

U.S. PATENT DOCUMENTS

3,929,222 A 12/1975 Smith et al.
D248,375 S 7/1978 Bergstein
D253,040 S 10/1979 Fournier et al.
D253,167 S 10/1979 Fournier et al.
4,239,104 A 12/1980 Roccaforte et al.
D282,243 S 1/1986 Mason
D282,718 S 2/1986 Fireman
D295,020 S 4/1988 Franchi
5,027,947 A 7/1991 Reighart
D327,013 S * 6/1992 Reighart D9/415
D357,626 S * 4/1995 Snow D9/415
D406,755 S * 3/1999 Garganese D9/415

FOREIGN PATENT DOCUMENTS

WO WO 2010/033646 A2 3/2010

Primary Examiner — Rhea Shields

(74) *Attorney, Agent, or Firm* — Cozen O'Connor

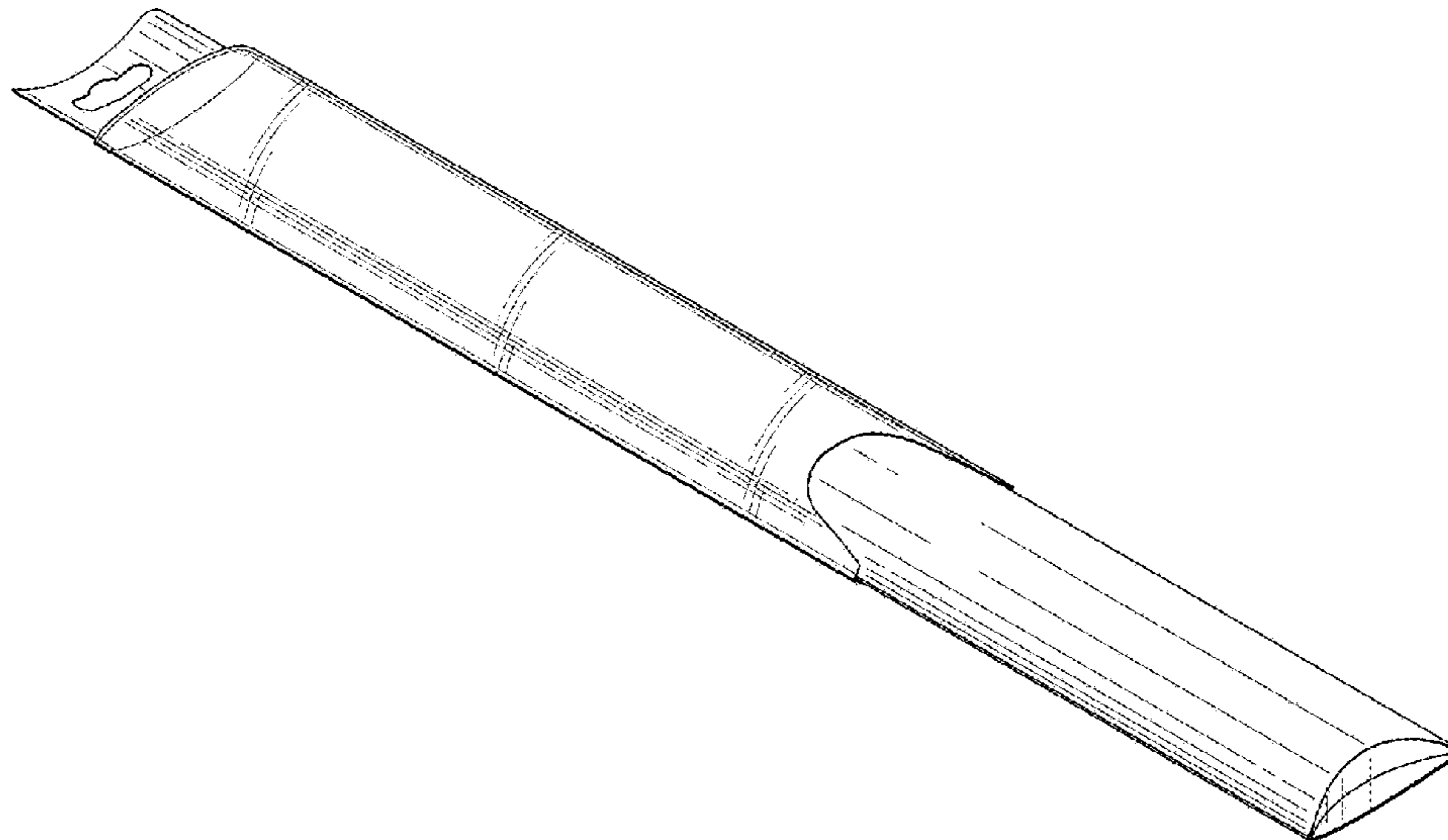
(57) **CLAIM**

We claim the ornamental design for a wiper blade package with sleeve, as shown and described.

DESCRIPTION

FIG. 1 is a perspective view of the wiper blade package with sleeve.
FIG. 2 is a front-side view of the wiper blade package with sleeve.
FIG. 3 is a left-side view of the wiper blade package with sleeve.
FIG. 4 is a top-side view of the wiper blade package with sleeve.
FIG. 5 is a bottom-side view of the wiper blade package with sleeve.
FIG. 6 is a right-side view of the wiper blade package with sleeve; and,
FIG. 7 is a back-side view of the wiper blade package in closed position.

1 Claim, 3 Drawing Sheets



(56)

References Cited

U.S. PATENT DOCUMENTS

D522,380 S	6/2006	Dibnah et al.			
D546,669 S	7/2007	Sheppard et al.			
7,258,233 B2 *	8/2007	Lee	B65D 43/161		
			206/470		
D552,486 S *	10/2007	Herring	D9/711		
D573,457 S *	7/2008	Park	D9/415		
D575,146 S *	8/2008	Lee	D9/415		
D577,324 S	9/2008	McCray			
D582,765 S	12/2008	Gistafson et al.			
D584,160 S	1/2009	Zimmermann			
D586,663 S	2/2009	Tidqvist			
D588,933 S	3/2009	Bonzagi et al.			
7,527,151 B2	5/2009	Park			
7,614,499 B2	11/2009	Muller			
D611,809 S	3/2010	Borgerson et al.			
7,690,509 B2	4/2010	Herring et al.			
7,699,169 B2	4/2010	Lewis			
D632,557 S	2/2011	Clamagirand			
7,926,659 B2	4/2011	Kim			
7,975,849 B2	7/2011	Kim			
D644,925 S	9/2011	Jaworski			
8,042,690 B2	10/2011	Lewis et al.			
D647,795 S	11/2011	Eaton et al.			
D651,509 S	1/2012	Methe et al.			
D658,494 S *	5/2012	Raimer	D9/414		
D671,827 S *	12/2012	Raimer	D9/415		
8,328,011 B2	12/2012	Skurdalsvold			
D680,051 S	4/2013	Tolentino			
8,434,621 B2	5/2013	Hun et al.			
D684,862 S	6/2013	DiFranza			
D685,260 S	7/2013	Thielemier			
D686,912 S *	7/2013	Ehde	D9/415		
8,505,724 B2	8/2013	Bult et al.			
D692,750 S *	11/2013	Ehde	D9/415		
D692,818 S	11/2013	Tolentino			
D692,819 S	11/2013	Tolentino			
D693,213 S	11/2013	Lee			
D695,632 S	12/2013	Akana			
8,613,357 B2	12/2013	Putnam			
D697,790 S *	1/2014	Iwegbu	D9/420		
D700,524 S	3/2014	Ferriter			
D706,200 S	6/2014	Tolentino			
D708,890 S	7/2014	Kim			
D709,362 S *	7/2014	Kim	D9/415		
D711,217 S	8/2014	Jacobs			
D714,635 S	10/2014	Demar			
D715,142 S	10/2014	Allen			
D744,331 S *	12/2015	Vos	D9/414		
D746,700 S	1/2016	Boehnen			
D761,120 S *	7/2016	Westbrook	D9/711		
D765,501 S *	9/2016	Peers	D9/415		
D767,397 S *	9/2016	Leuliet	D9/457		
9,434,503 B2 *	9/2016	Herinckx	B65D 77/042		
2005/0252812 A1	11/2005	Lewis			

* cited by examiner

FIG. 1

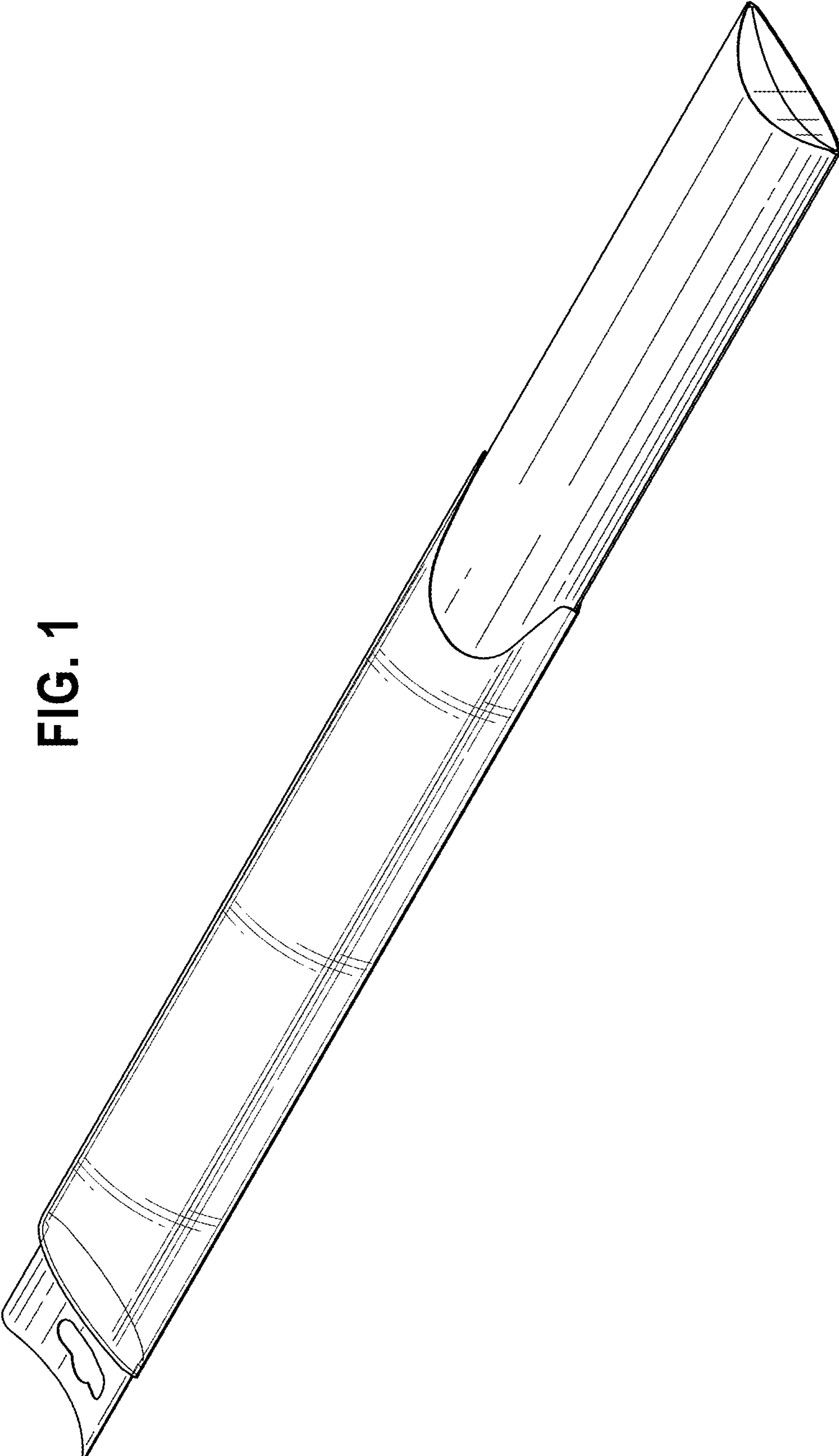


FIG. 2

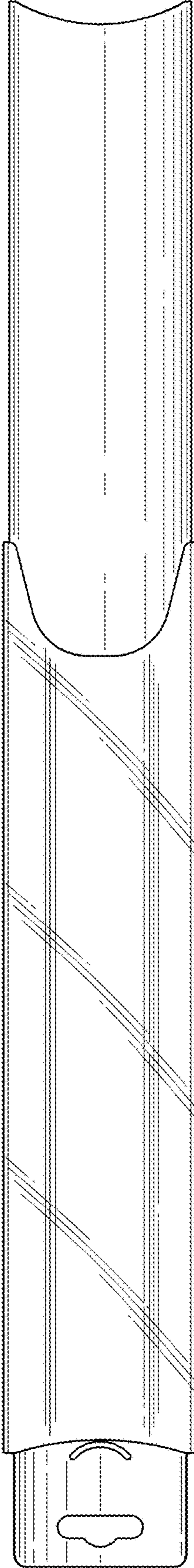


FIG. 3

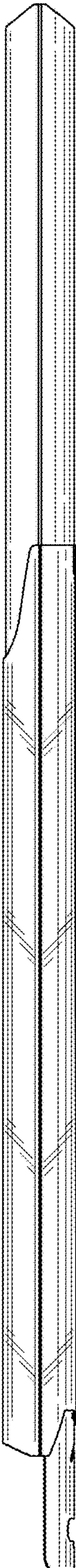


FIG. 4

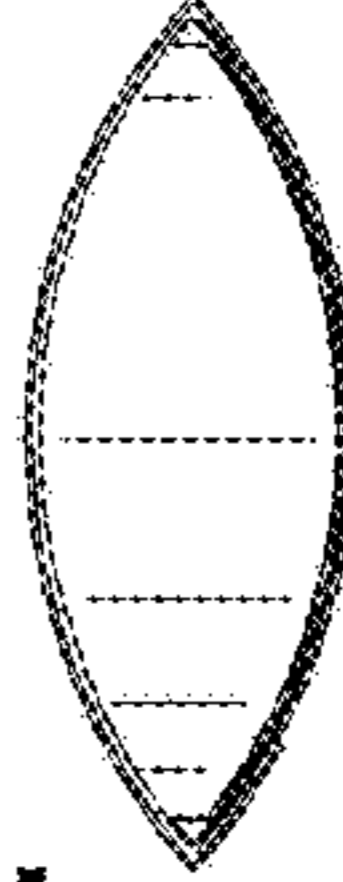


FIG. 5

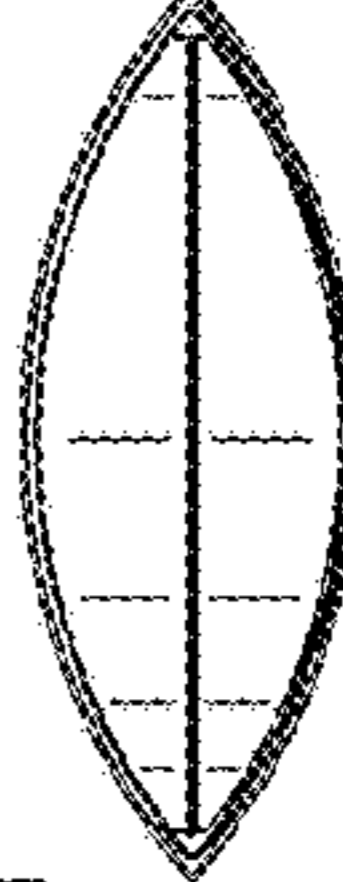


FIG. 6

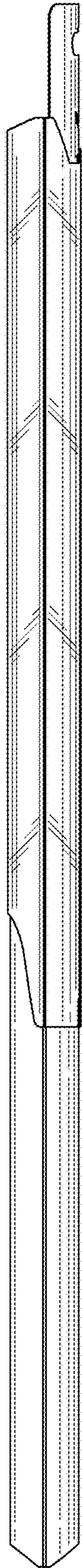
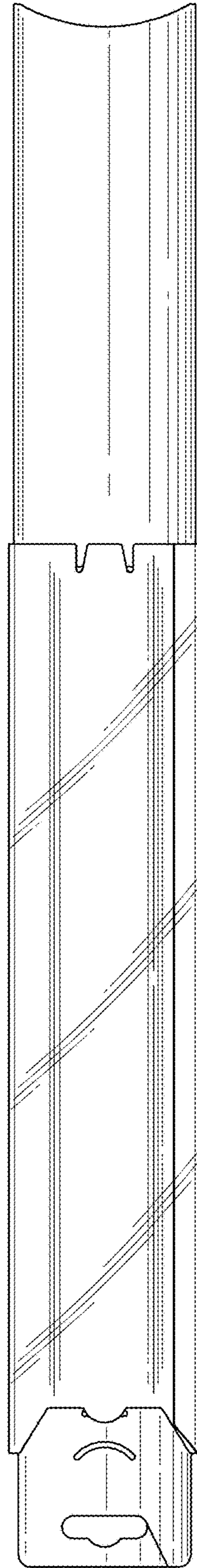


FIG. 7



UNITED STATES PATENT AND TRADEMARK OFFICE
CERTIFICATE OF CORRECTION

PATENT NO. : D787,312 S
APPLICATION NO. : 29/571424
DATED : May 23, 2017
INVENTOR(S) : Robert Peter Peers et al.

Page 1 of 1

It is certified that error appears in the above-identified patent and that said Letters Patent is hereby corrected as shown below:

On the Title Page

(62) Related U.S. Application Data, “now Pat. No. Des. 765,591” should read --now Pat. No. Des. 765,501--.

Signed and Sealed this
First Day of August, 2017



Joseph Matal
*Performing the Functions and Duties of the
Under Secretary of Commerce for Intellectual Property and
Director of the United States Patent and Trademark Office*