



US00D787307S

(12) **United States Design Patent** (10) **Patent No.:** **US D787,307 S**  
**Forbes** (45) **Date of Patent:** **\*\* May 23, 2017**

(54) **DOOR STOP**  
(71) Applicant: **Steven John Forbes**, Mont Vernon, NH (US)  
(72) Inventor: **Steven John Forbes**, Mont Vernon, NH (US)  
(\*\*) Term: **15 Years**  
(21) Appl. No.: **29/550,522**  
(22) Filed: **Jan. 5, 2016**  
(51) **LOC (10) Cl.** ..... **08-09**  
(52) **U.S. Cl.**  
USPC ..... **D8/402**  
(58) **Field of Classification Search**  
USPC ..... D8/395, 400-404, 499; 16/82, 83, 85, 16/375  
CPC ..... E05C 17/54; Y10S 292/15; Y10S 292/38; Y10T 16/61; Y10T 16/628; Y10T 16/34; Y10T 16/71; Y10T 16/73  
See application file for complete search history.

5,339,492 A \* 8/1994 Billew ..... E05F 5/06 16/82  
5,368,349 A \* 11/1994 Hebert ..... E05C 17/54 16/82  
D372,937 S \* 8/1996 Anders ..... D19/65  
D379,299 S \* 5/1997 Fitzgibbons ..... D25/119  
5,711,557 A \* 1/1998 Nicolosi ..... E05C 17/54 16/82  
D477,214 S \* 7/2003 Vito ..... D8/499  
D591,147 S \* 4/2009 Lorenzati ..... D8/402  
D635,453 S \* 4/2011 Giles ..... D8/402  
D682,081 S \* 5/2013 Crawford ..... D8/402  
D686,490 S \* 7/2013 Lozano ..... D8/402  
8,918,958 B1 \* 12/2014 Carreon ..... E05F 5/06 16/82  
2008/0079269 A1 \* 4/2008 Bushey ..... E05C 17/54 292/342

\* cited by examiner

*Primary Examiner* — Caron D Veynar  
*Assistant Examiner* — Maria Edwards

(57) **CLAIM**

The ornamental design for a door stop, as shown and described.

(56) **References Cited**

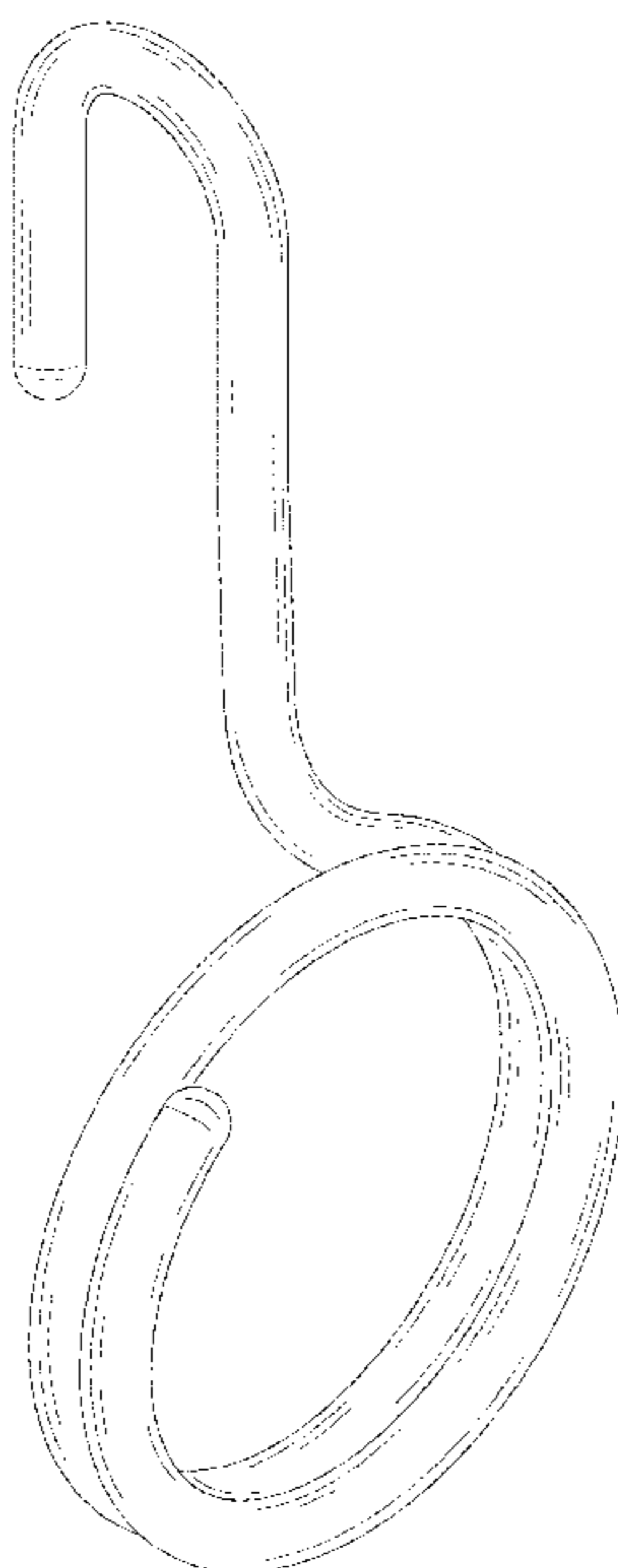
U.S. PATENT DOCUMENTS

D25,631 S \* 6/1896 Hayden ..... 59/90  
D28,655 S \* 5/1898 Folsom ..... D8/499  
D32,122 S \* 1/1900 Meacham ..... D8/402  
742,893 A \* 11/1903 McGill ..... D06F 55/00 24/547  
1,352,456 A \* 9/1920 Guynn ..... E05C 17/54 292/17  
D220,245 S \* 3/1971 Jefferies ..... D8/339  
3,735,890 A \* 5/1973 Archibald ..... E05C 17/54 217/61  
5,010,622 A \* 4/1991 Morita ..... E05C 17/56 16/82  
D319,779 S \* 9/1991 Lunn ..... D8/395

**DESCRIPTION**

FIG. 1 is a front top right perspective view of a door stop showing my new design;  
FIG. 2 is a bottom isometric view of the door stop showing my new design;  
FIG. 3 is a front elevational view thereof;  
FIG. 4 is a rear elevational view thereof;  
FIG. 5 is a left side elevational view thereof;  
FIG. 6 is a right side elevational view thereof;  
FIG. 7 is a top plan view thereof; and,  
FIG. 8 is a bottom plan view thereof.

**1 Claim, 8 Drawing Sheets**



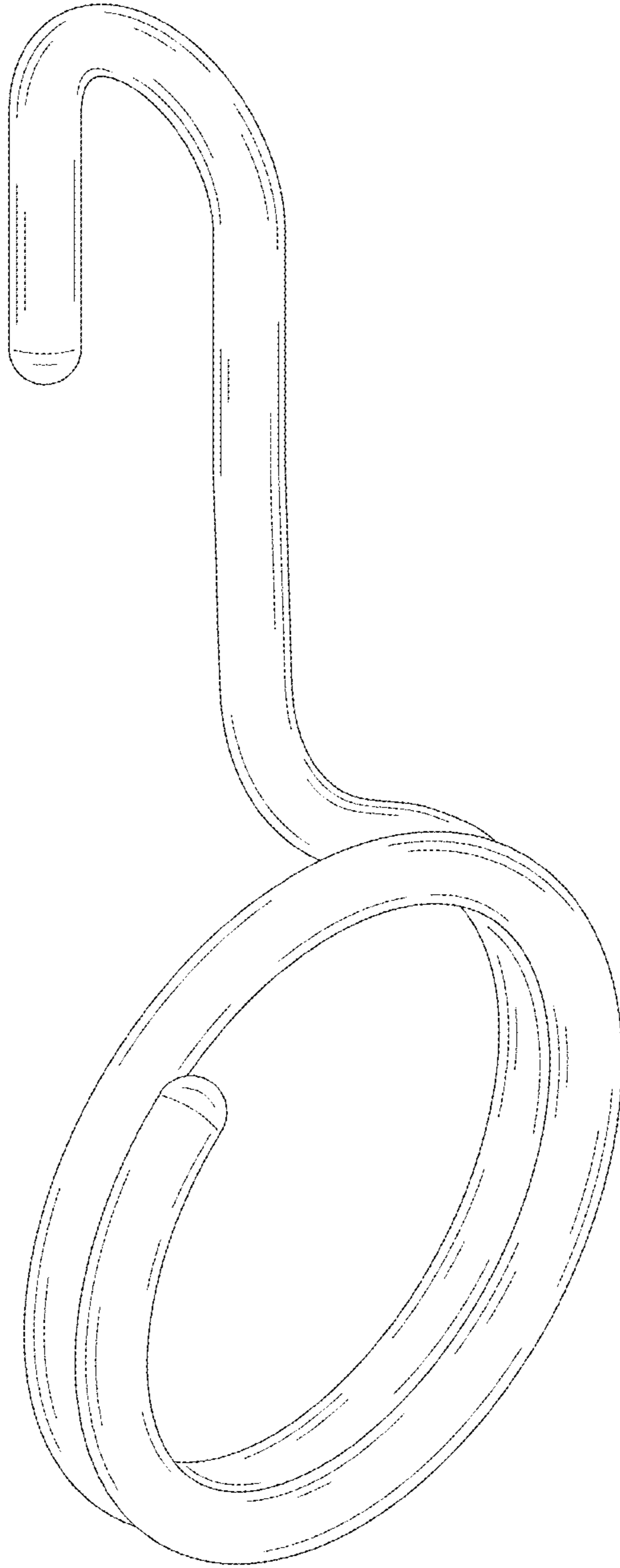


FIG. 1

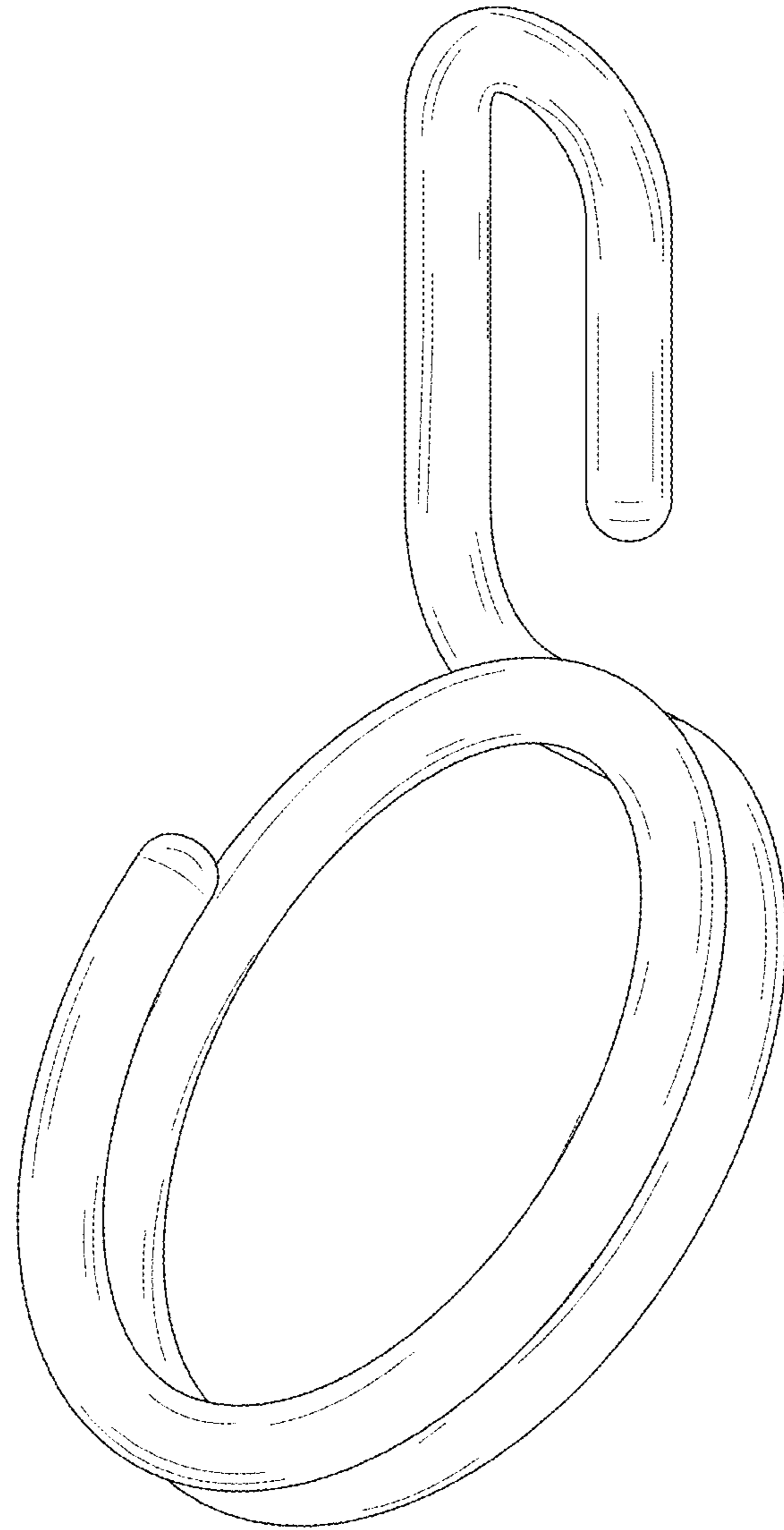


FIG. 2

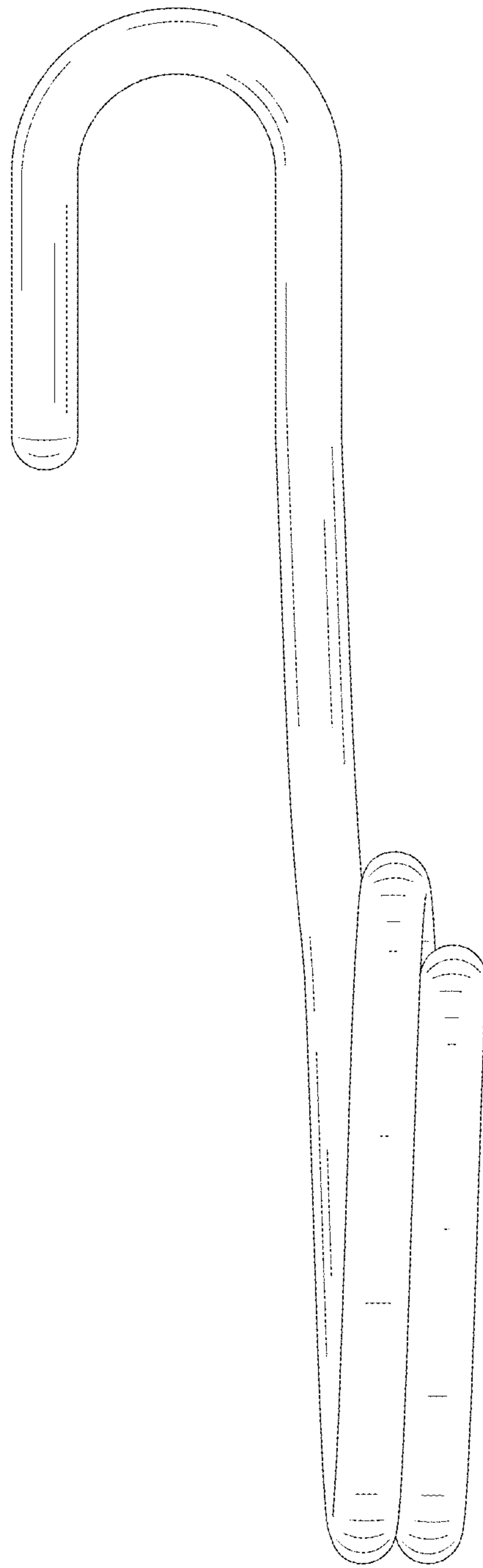


FIG. 3

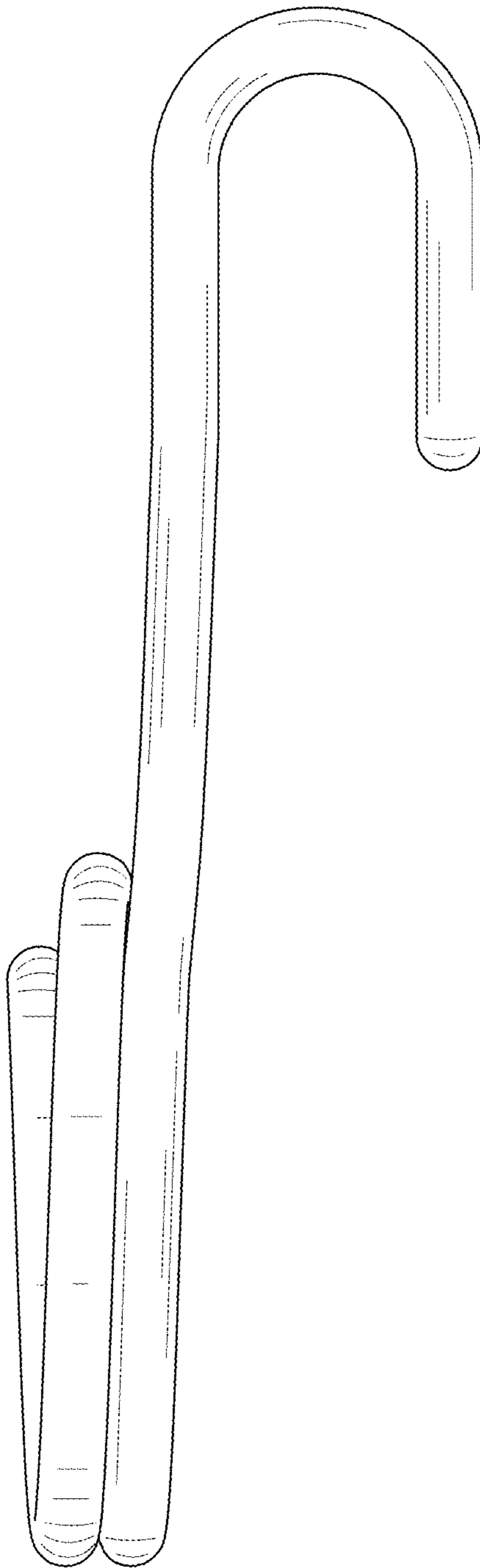


FIG. 4

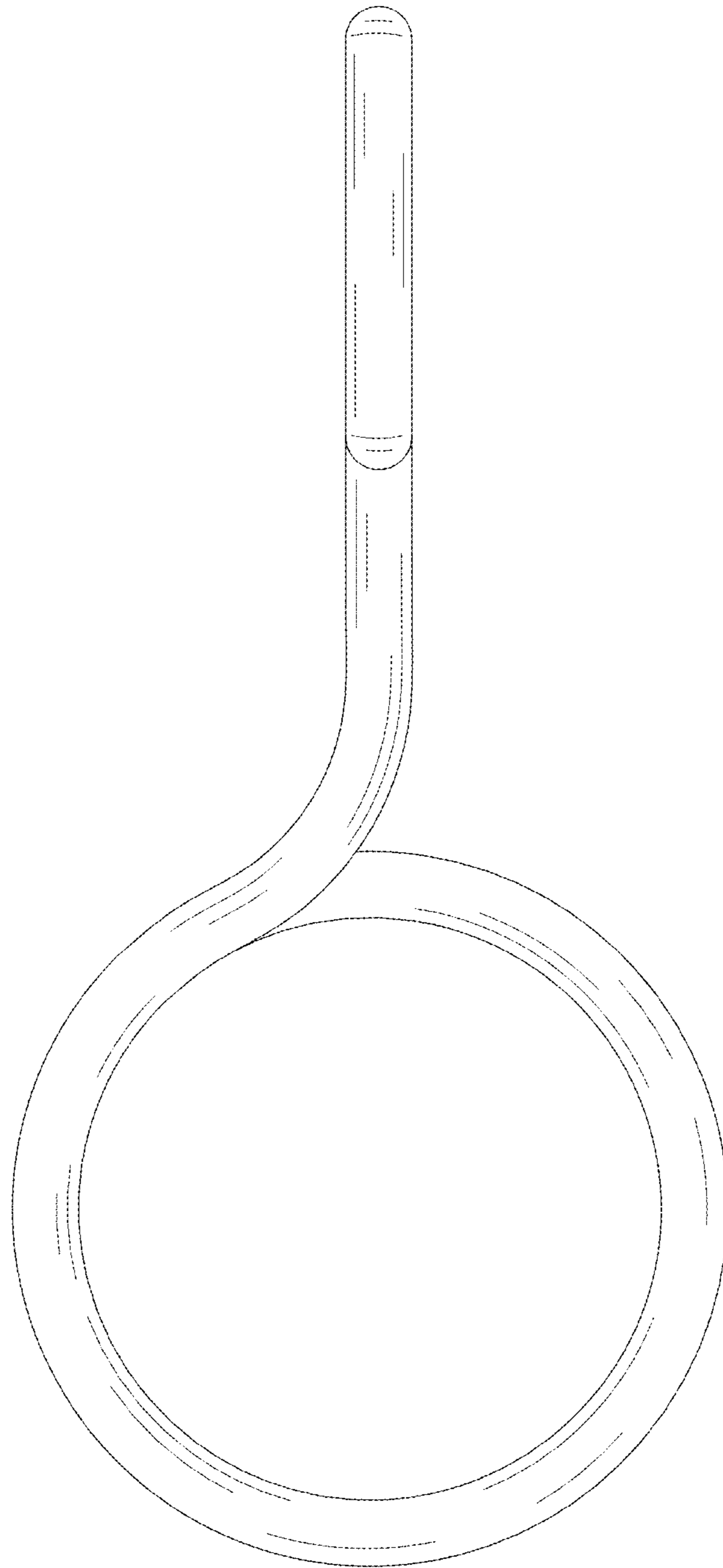


FIG. 5

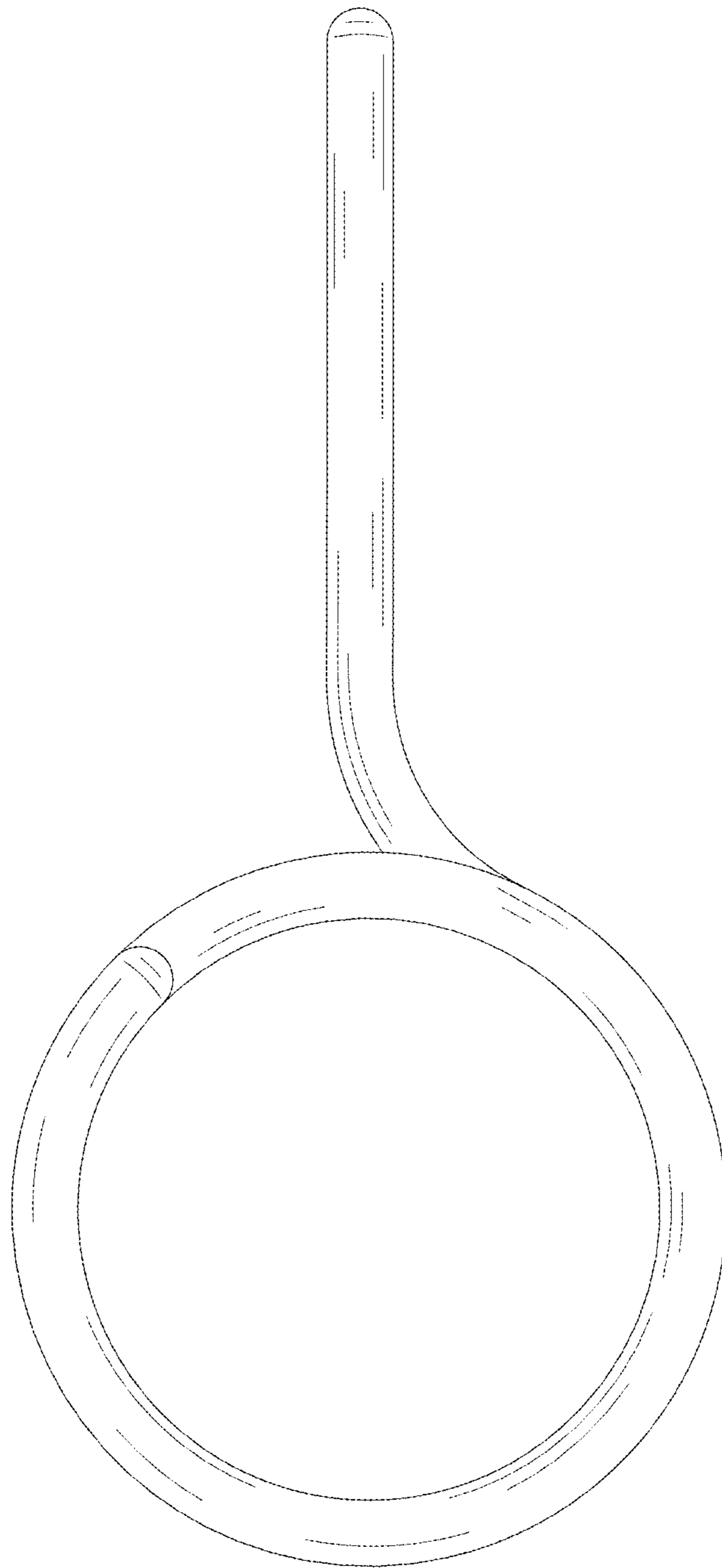


FIG. 6

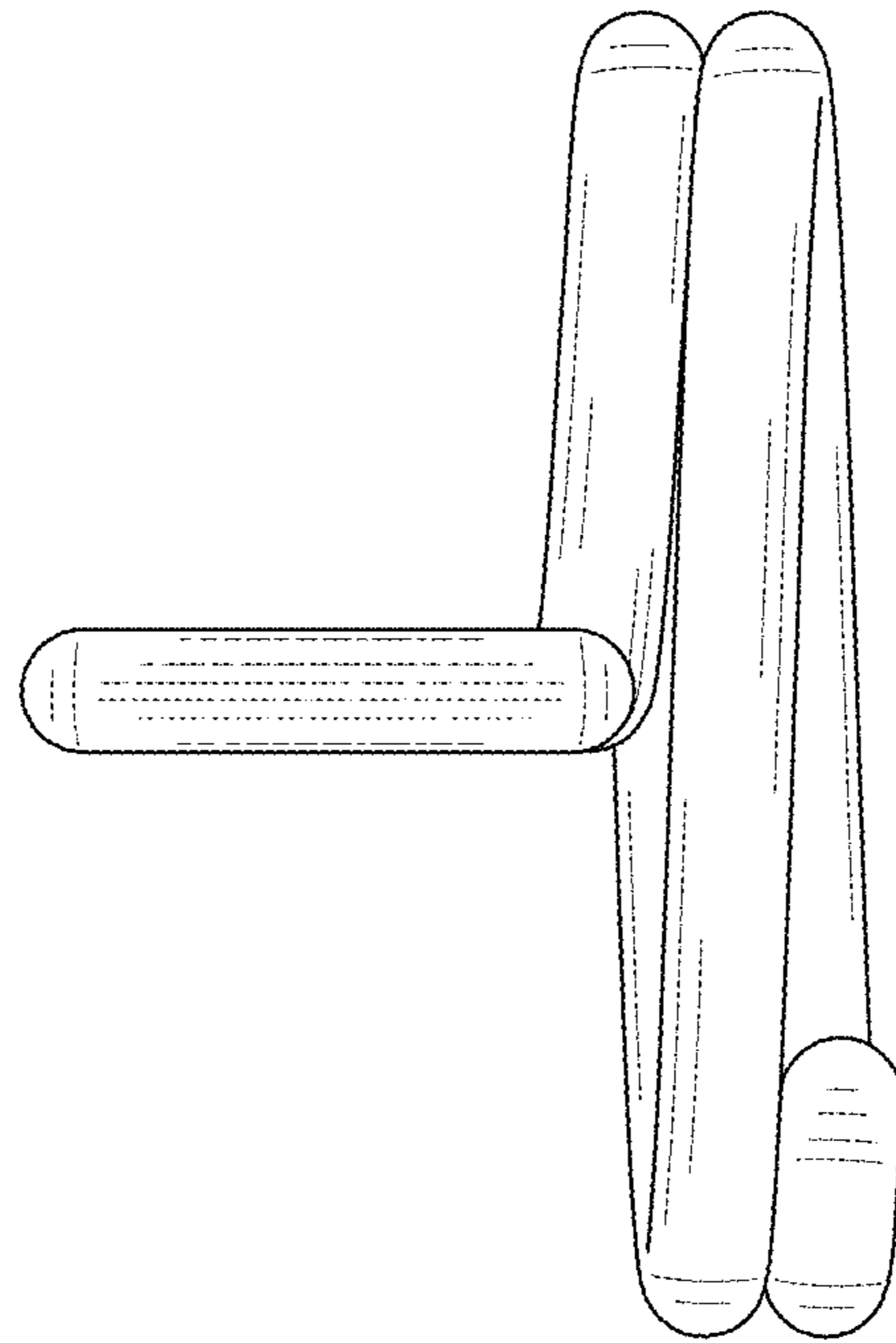


FIG. 7



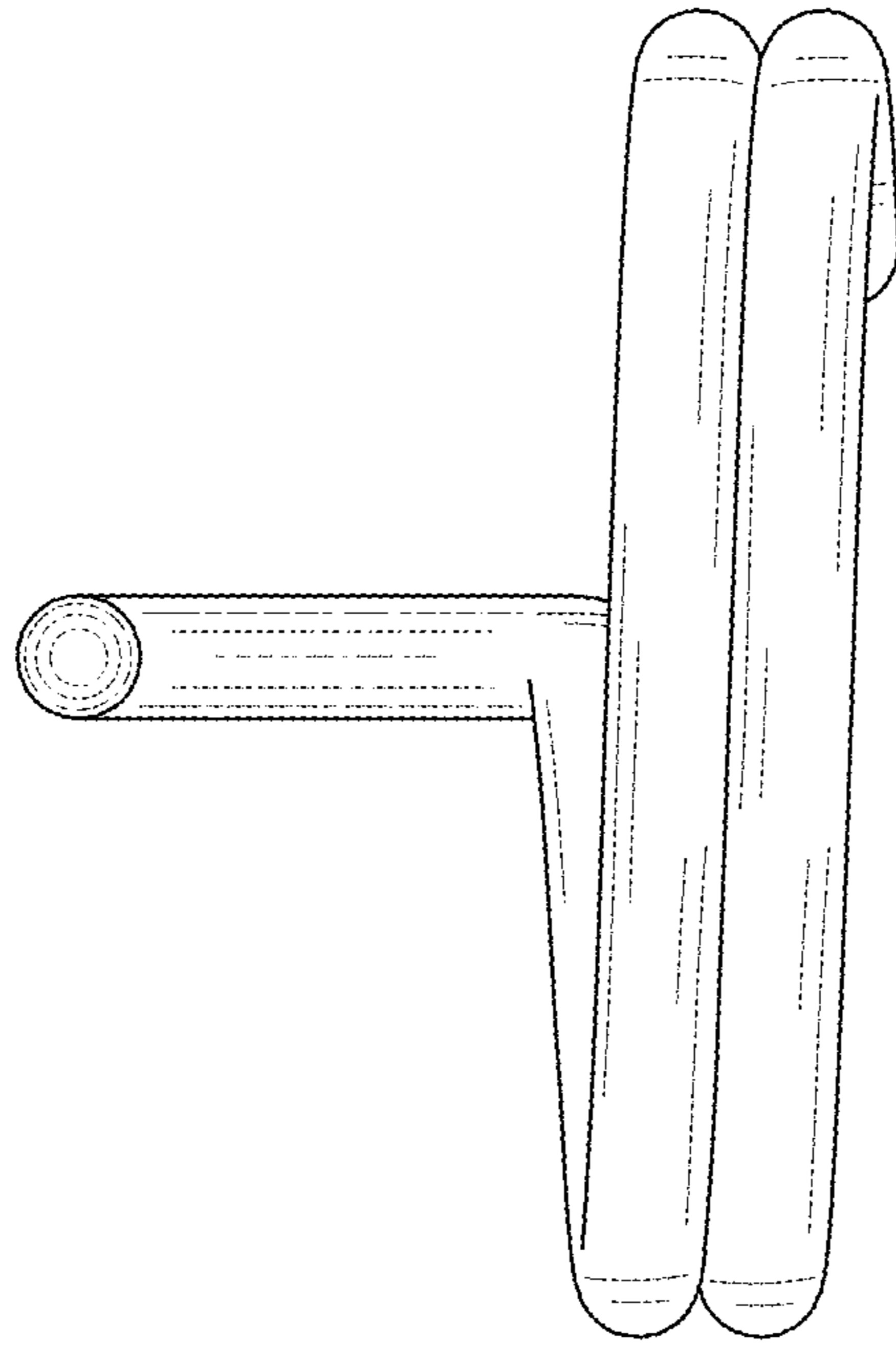


FIG. 8