



US00D787286S

(12) **United States Design Patent**
Roberts et al.

(10) **Patent No.:** **US D787,286 S**

(45) **Date of Patent:** **** May 23, 2017**

- (54) **SCISSORS**
- (71) Applicant: **Fiskars Brands, Inc.**, Madison, WI (US)
- (72) Inventors: **Colin Roberts**, Madison, WI (US);
Jens Housley, Stoughton, WI (US)
- (73) Assignee: **Fiskars Brands, Inc.**, Middleton, WI (US)
- (**) Term: **15 Years**
- (21) Appl. No.: **29/548,485**
- (22) Filed: **Dec. 14, 2015**
- (51) **LOC (10) Cl.** **08-03**
- (52) **U.S. Cl.**
USPC **D8/57**
- (58) **Field of Classification Search**
USPC D8/4, 5, 51-58
CPC B26B 13/00; B26B 13/06; B26B 13/12;
B26B 13/22; B26B 13/24; B26B 17/00
See application file for complete search history.

(56) **References Cited**

U.S. PATENT DOCUMENTS

D195,083 S *	4/1963	Stehl	D8/57
D249,117 S	8/1978	Backstrom		
D266,308 S	9/1982	Linden		
D266,309 S	9/1982	Linden		
D267,309 S	12/1982	Linden		
D267,773 S	2/1983	Linden		
D272,227 S	1/1984	Linden et al.		
D272,228 S	1/1984	Linden		
D290,808 S	7/1987	Linden		
4,715,122 A	12/1987	Linden		
D301,678 S	6/1989	Linden		
D302,099 S	7/1989	Linden		

D318,780 S	8/1991	Bendickson et al.		
5,179,783 A	1/1993	Melter		
D335,807 S	5/1993	Birkholz		
D338,604 S	8/1993	Ramsey		
D339,725 S	9/1993	Birkholz		
D350,466 S	9/1994	Ramsey et al.		
D353,087 S	12/1994	Ramsey et al.		
D354,423 S	1/1995	Birkholz		
D354,890 S	1/1995	Concari et al.		
5,377,412 A	1/1995	Schofield et al.		
D361,026 S	8/1995	Ramsey		
D361,705 S	8/1995	Birkholz		
D365,005 S	12/1995	Birkholz		
D380,657 S	7/1997	Cornell		
D383,957 S	9/1997	Cornell		
D383,958 S	9/1997	An et al.		
D384,260 S *	9/1997	Dunch	D8/57

(Continued)

Primary Examiner — Deanna L Pratt

(74) *Attorney, Agent, or Firm* — Foley & Lardner LLP

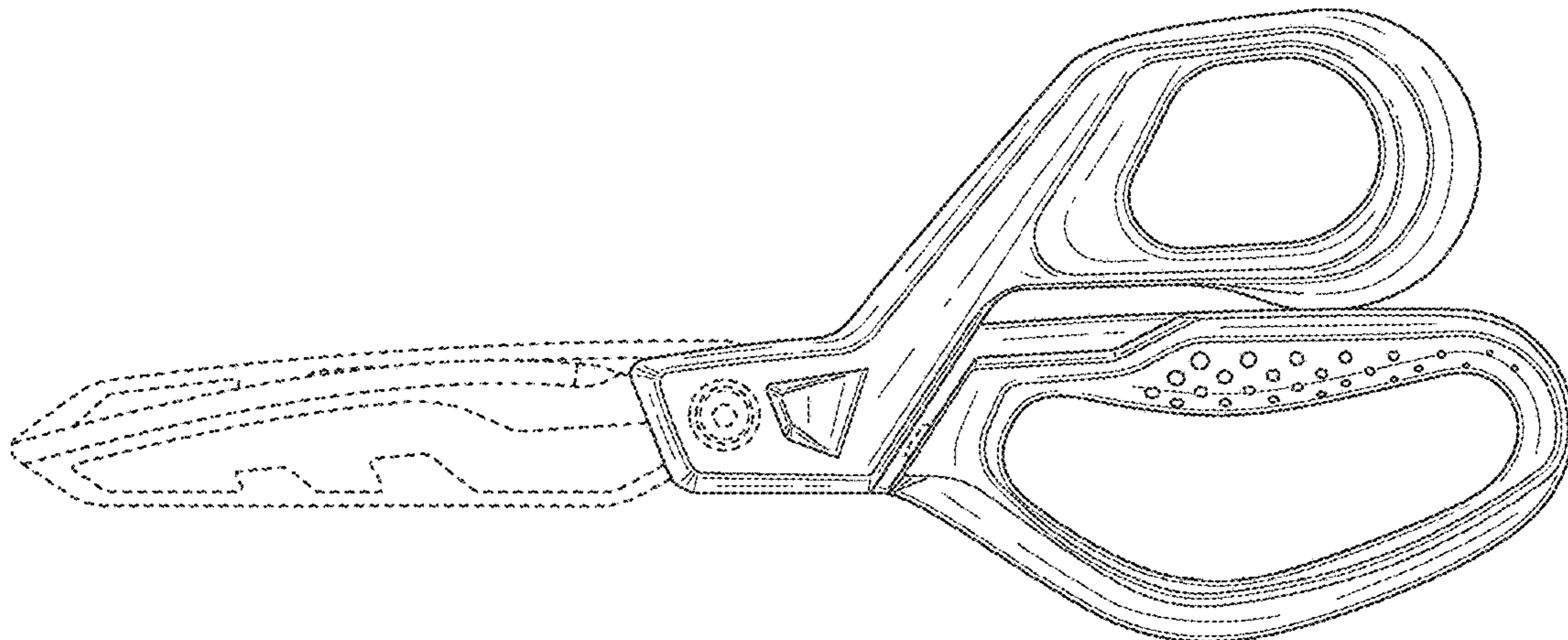
(57) **CLAIM**

We claim the ornamental design for a scissors, as shown and described.

DESCRIPTION

FIG. 1 is a front perspective view from above of the claimed design according to one embodiment;
 FIG. 2 is a front side view of the claimed design of FIG. 1;
 FIG. 3 is a rear side view of the claimed design of FIG. 1;
 FIG. 4 is a top view of the claimed design of FIG. 1;
 FIG. 5 is a bottom view of the claimed design of FIG. 1;
 FIG. 6 is a left side view of the claimed design of FIG. 1;
 and,
 FIG. 7 is a right side view of the claimed design of FIG. 1.
 Any portion of the article depicted in broken lines forms no part of the claimed design. Broken lines formed by equal length dashes show unclaimed portions of the design.

1 Claim, 5 Drawing Sheets



(56)

References Cited

U.S. PATENT DOCUMENTS

D393,192 S	4/1998	Cornell		D551,928 S	10/2007	Peterson et al.	
D395,992 S	7/1998	Bennett et al.		D551,929 S	10/2007	Peterson et al.	
6,038,772 A	3/2000	Cornell et al.		D557,096 S *	12/2007	Wu	D8/5
D437,197 S *	2/2001	Ohno	D8/57	D584,122 S	1/2009	Caroca	
D460,333 S	7/2002	Carpenter et al.		D611,793 S	3/2010	Trewartha et al.	
D471,780 S *	3/2003	Lai	D8/57	D611,794 S	3/2010	Williams et al.	
D483,239 S	12/2003	Sprouse		D623,917 S	9/2010	Goetz et al.	
D484,761 S	1/2004	Levine et al.		D631,716 S	2/2011	Roberts et al.	
D502,853 S *	3/2005	Peterson	D8/57	D640,106 S	6/2011	Molina et al.	
D503,880 S	4/2005	McLean		D642,032 S	7/2011	Molina et al.	
D506,661 S *	6/2005	Phillips	D8/57	D642,035 S	7/2011	Molina et al.	
D506,913 S *	7/2005	Phillips	D8/57	D648,608 S	11/2011	Roberts et al.	
D514,908 S	2/2006	McLean		D649,420 S	11/2011	Cunningham et al.	
D515,894 S *	2/2006	Carpenter	D8/57	D651,493 S	1/2012	Bhasin	
D532,268 S	11/2006	McLean		D678,020 S	3/2013	Lipscomb et al.	
D536,589 S	2/2007	Peterson et al.		8,726,522 B2	5/2014	Lin	
D536,939 S	2/2007	Peterson et al.		D713,700 S *	9/2014	Iwasaki	D8/57
D537,310 S	2/2007	McLean		D713,701 S *	9/2014	Kozakai	D8/57
D543,817 S	6/2007	McLean		D717,623 S	11/2014	Savolainen et al.	
D547,153 S	7/2007	Peterson et al.		D722,852 S	2/2015	Savolainen	
				9,216,512 B2 *	12/2015	Kawai	B26B 13/20
				D771,461 S *	11/2016	Stokes	D8/57

* cited by examiner

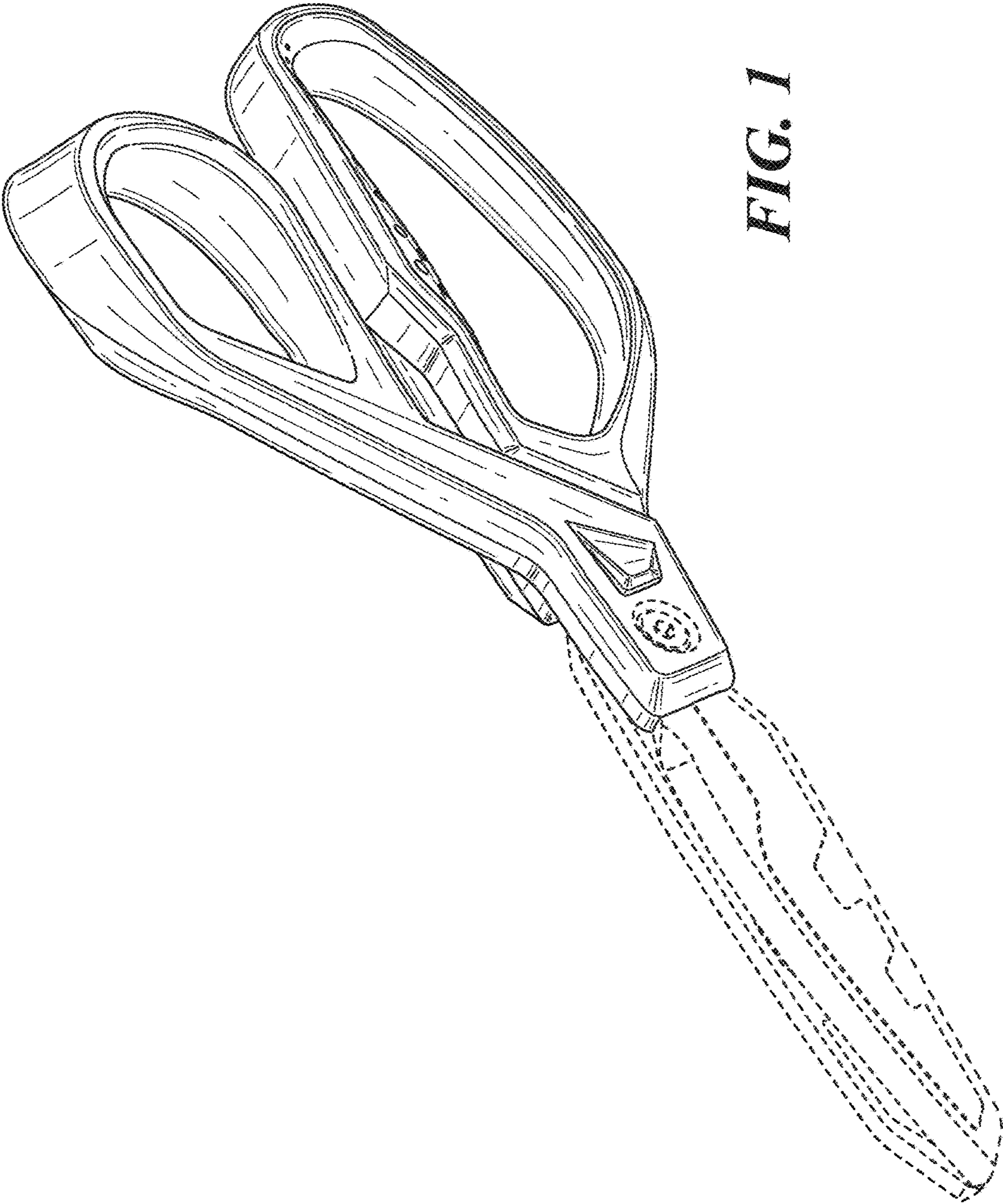


FIG. 1

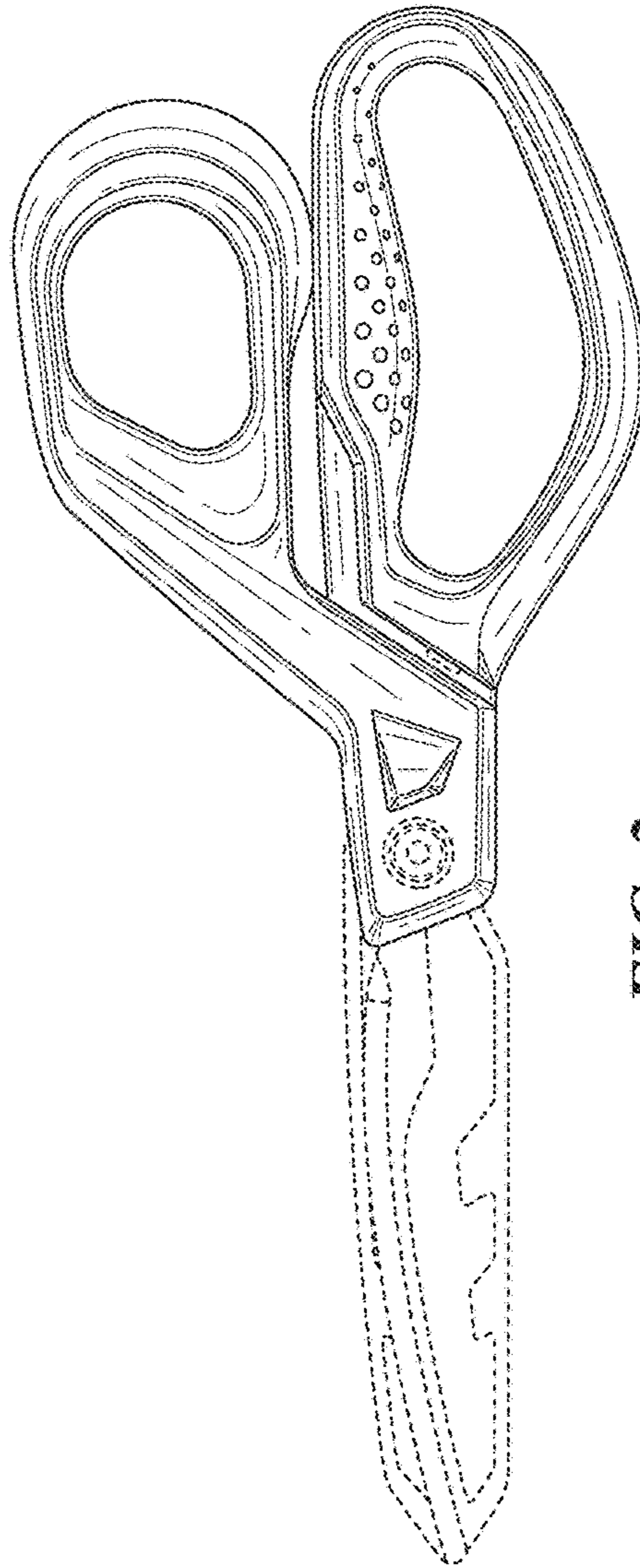


FIG. 2

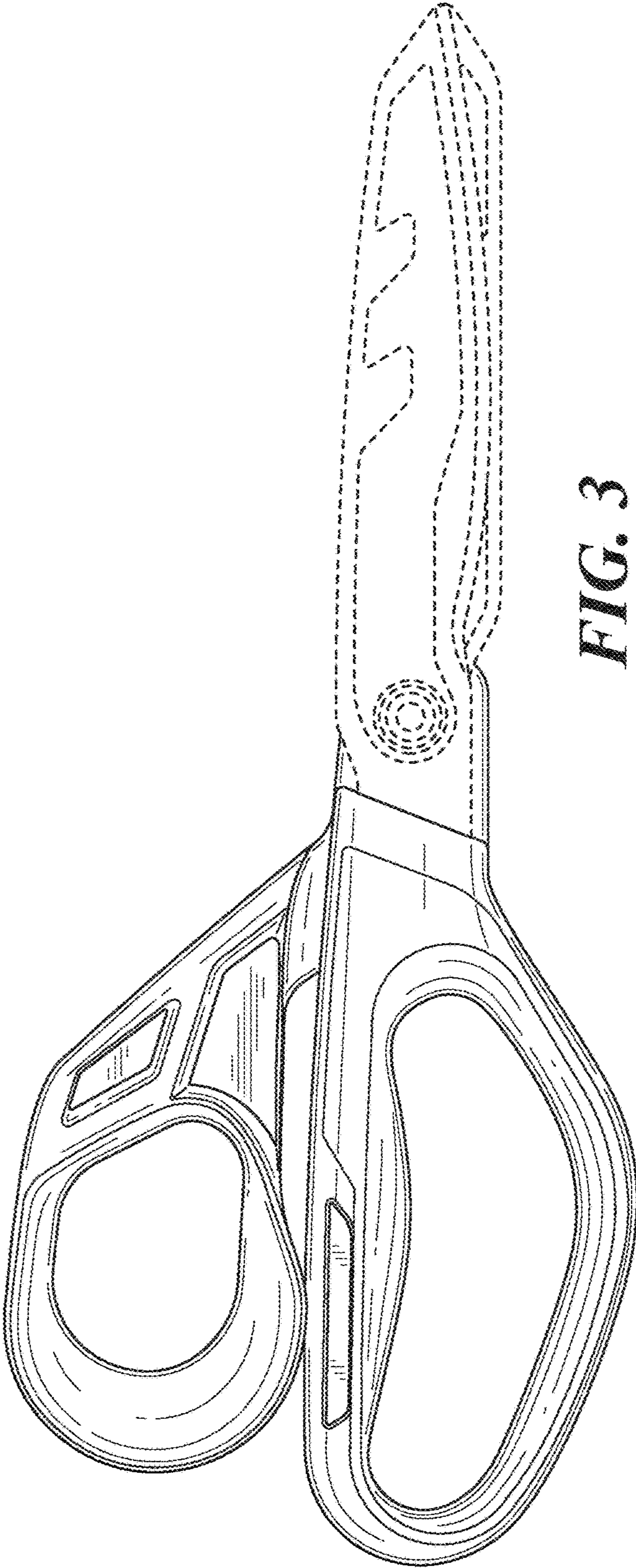


FIG. 3

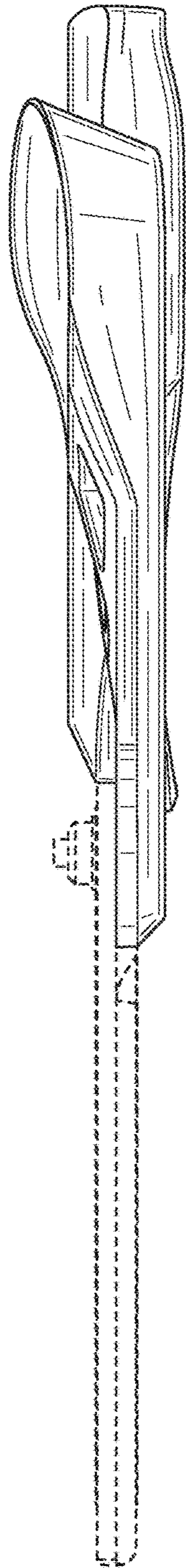


FIG. 4

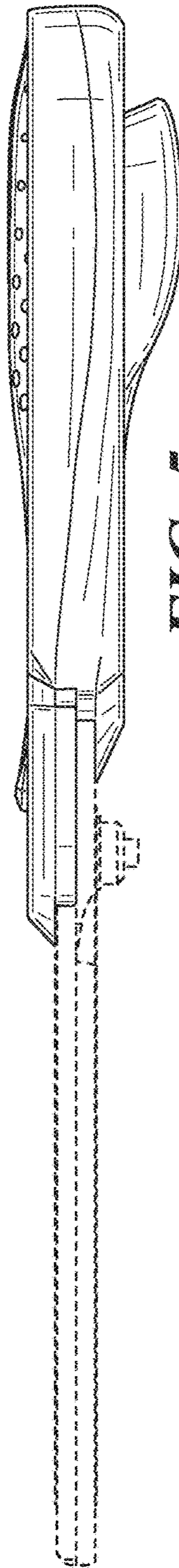


FIG. 5




FIG. 7

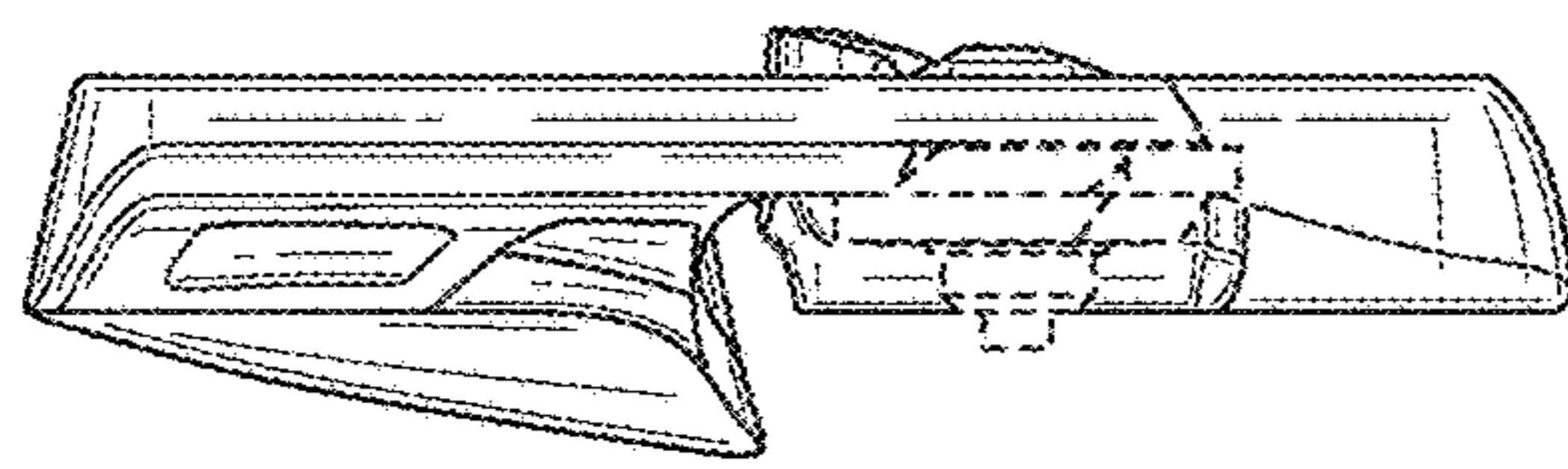


FIG. 6