



US00D787274S

(12) **United States Design Patent**
Gagnon et al.

(10) **Patent No.:** **US D787,274 S**
(45) **Date of Patent:** **** May 23, 2017**

- (54) **BOWL**
- (71) Applicant: **Plum, PBC**, Emeryville, CA (US)
- (72) Inventors: **Joyce F. Gagnon**, San Francisco, CA (US); **Mark Robert Watts**, Marlton, NJ (US); **Judy Guo**, San Francisco, CA (US); **Alexander Coriano, III**, Brisbane, CA (US); **Martin John Kay**, San Francisco, CA (US)
- (73) Assignee: **Plum, PBC**, Emeryville, CA (US)
- (**) Term: **15 Years**
- (21) Appl. No.: **29/558,507**
- (22) Filed: **Mar. 18, 2016**
- (51) **LOC (10) Cl.** **07-01**
- (52) **U.S. Cl.**
USPC **D7/586**
- (58) **Field of Classification Search**
USPC D7/584, 500, 570, 566, 565, 557, 552.2, D7/503, 538, 543, 553.6, 509, 510, 523, D7/587, 586; D3/306; 217/122; 147/18; 220/23.83, 574.1, 574
CPC A47G 19/02; A47G 19/025
See application file for complete search history.

D565,356 S *	4/2008	Mellen	D7/376
D616,251 S *	5/2010	Heiberg	D7/566
D626,790 S *	11/2010	Gibson	D7/325
D669,313 S *	10/2012	Paladino	D7/602
8,413,837 B2 *	4/2013	Bollengier	A47G 19/02 220/574
D682,482 S *	5/2013	Nelson	D30/129
D699,078 S *	2/2014	Katterheinrich	D7/587
D705,500 S *	5/2014	Gambino	D30/129
D728,865 S *	5/2015	Tsengas	D30/129
D738,159 S *	9/2015	Cheng	D7/354
D745,228 S *	12/2015	Scaba	D30/129
D761,061 S *	7/2016	McConnell	D7/587
9,474,397 B2 *	10/2016	Minnette	A47G 19/02
D770,231 S *	11/2016	Hume	D7/523
D770,233 S *	11/2016	Raphael	D7/584
2012/0017837 A1 *	1/2012	Crawford	A01K 5/01 119/61.1

* cited by examiner

Primary Examiner — Cynthia Underwood

(74) *Attorney, Agent, or Firm* — Pauly, DeVries, Smith and Deffner, L.L.C.

(56) **References Cited**

U.S. PATENT DOCUMENTS

508,214 A *	11/1893	Frank	H01H 21/86 178/104
D391,118 S	2/1998	Jorgensen	
D417,817 S	12/1999	Loew et al.	
D420,857 S	2/2000	Loew et al.	
6,431,389 B1 *	8/2002	Jerstroem	A47J 43/0727 220/574
D485,126 S *	1/2004	Watson	D7/584
D549,040 S *	8/2007	Henry	D7/354

(57) **CLAIM**

The ornamental design for a bowl, as shown and described.

DESCRIPTION

FIG. 1 is a perspective view of the top front side of a bowl. FIG. 2 is a perspective view of the bottom front side of the bowl.

FIG. 3 is a right side elevation view of the bowl, the left side elevation view being the same as the right.

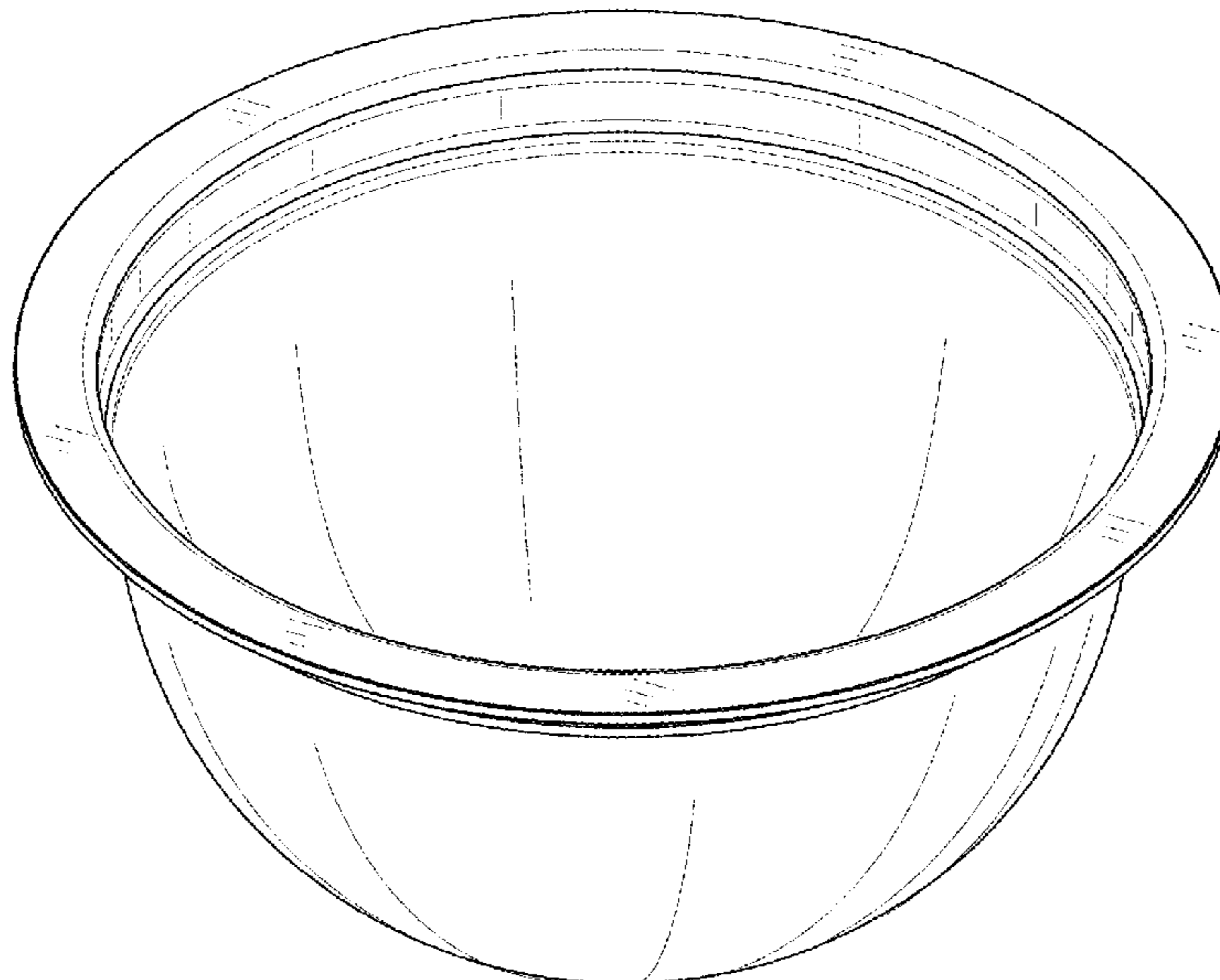
FIG. 4 is a top plan view of the bowl.

FIG. 5 is a bottom plan view of the bowl; and,

FIG. 6 is a cross-sectional elevational view of the bowl as taken along line 6-6 of FIG. 5.

The broken lines in the drawings illustrate portions of the bowl that form no part of the claim.

1 Claim, 6 Drawing Sheets



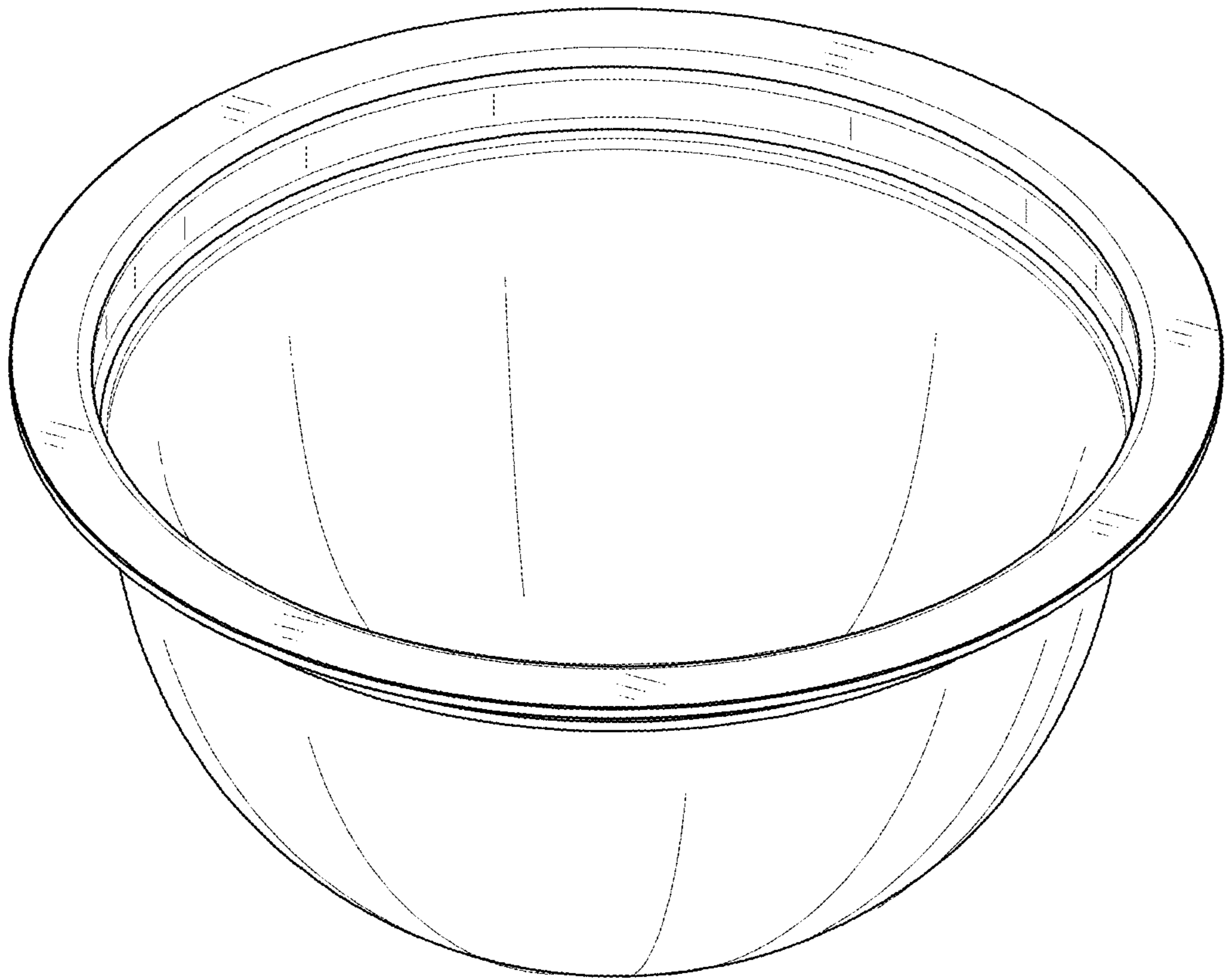


FIG. 1

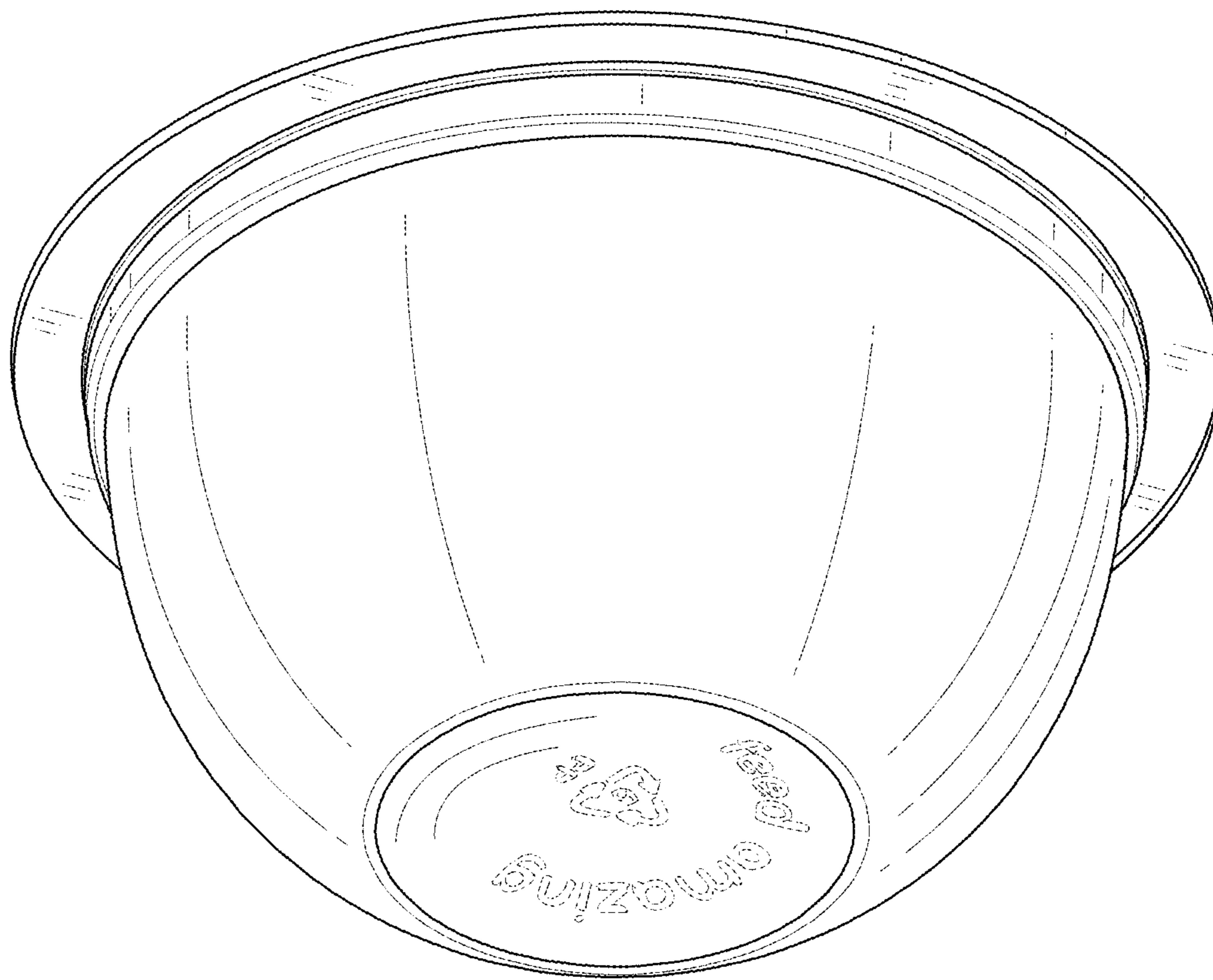


FIG. 2

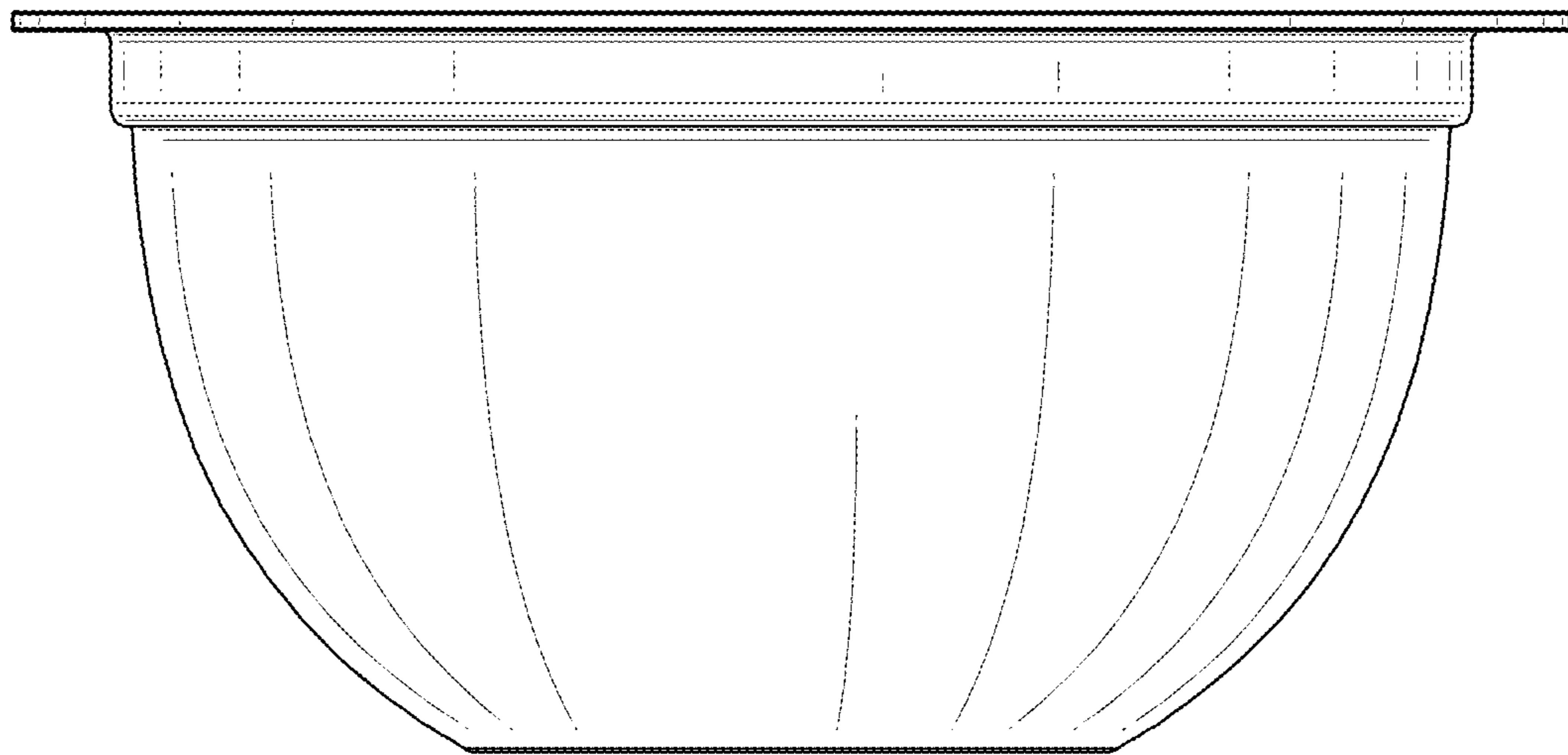


FIG. 3

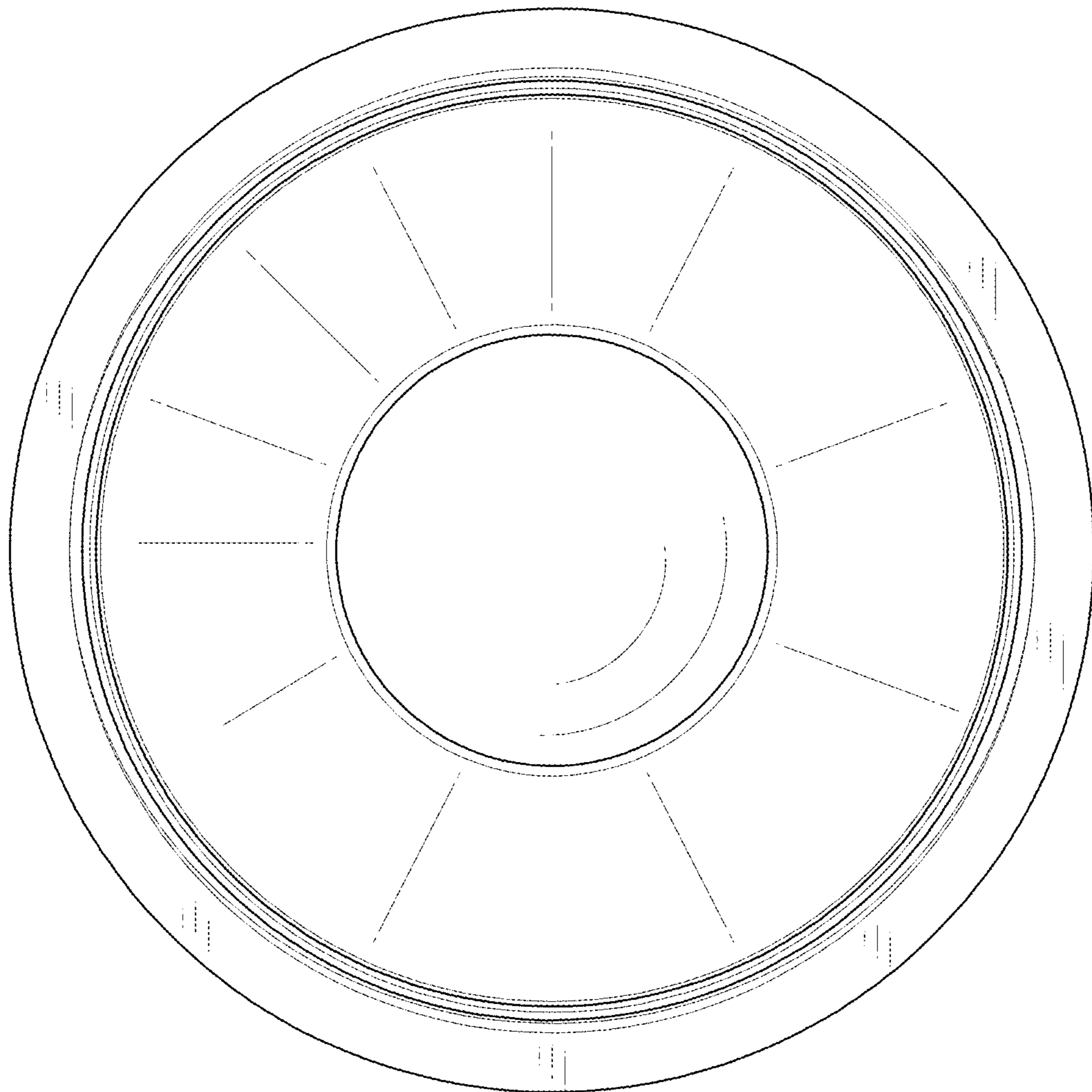


FIG. 4




FIG. 5

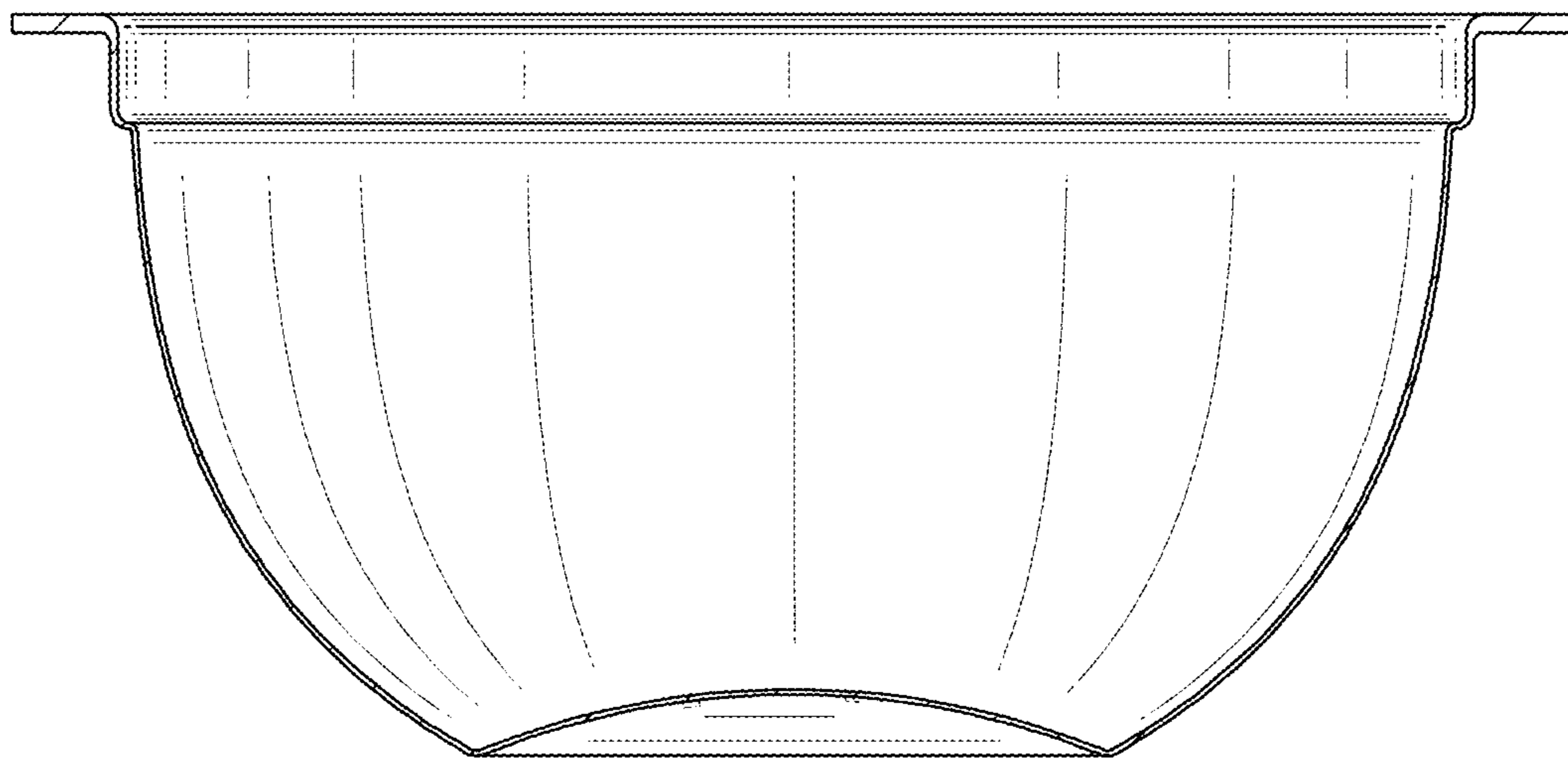


FIG. 6