



US00D787269S

(12) **United States Design Patent** (10) **Patent No.:** **US D787,269 S**  
**Santos et al.** (45) **Date of Patent:** **\*\* May 23, 2017**

- (54) **FLASK**
- (71) Applicant: **Natura Cosméticos S.A.**, São Paulo (BR)
- (72) Inventors: **Anderson da Silva Santos**, São Paulo (BR); **Fulvio Gargano Albano**, São Paulo (BR); **Luciana Hiromi Saito**, São Paulo (BR); **Alexandre Henrique Torres**, São Paulo (BR); **Carolina Ferreira Secchin**, São Paulo (BR)
- (73) Assignee: **NATURA COSMÉTICOS S.A.**, São Paulo-SP (BR)
- (\*\*) Term: **15 Years**
- (21) Appl. No.: **29/558,702**
- (22) Filed: **Mar. 21, 2016**
- (51) **LOC (10) Cl.** ..... **07-01**
- (52) **U.S. Cl.**  
USPC ..... **D7/510**
- (58) **Field of Classification Search**  
USPC ..... D7/392.1, 396.2, 300.1, 608, 511, 510;  
D9/445, 48, 500, 504, 503, 516, 523, 543,  
D9/777; 215/41, 277, 355, 360;  
220/592.2, 592.16  
CPC ..... A47G 19/2266; A47J 43/27; A47J 36/14;  
B65D 41/04; B65D 41/056; B65D 43/02  
See application file for complete search history.

- D647,402 S \* 10/2011 Uribe Juarez ..... D9/504
- D683,581 S \* 6/2013 Archer ..... D7/392.1
- D708,524 S \* 7/2014 White ..... D9/504
- D718,139 S \* 11/2014 Ahlgren ..... D9/503
- D719,463 S \* 12/2014 Pires ..... D9/691
- D730,184 S \* 5/2015 Matsushita ..... D9/435
- D734,638 S \* 7/2015 Wahl ..... D7/392.1
- D735,582 S \* 8/2015 Tivelli ..... D9/560
- D752,977 S \* 4/2016 Herbst ..... D9/448
- D762,476 S \* 8/2016 Velmer ..... D9/445
- D763,694 S \* 8/2016 Herman ..... D9/500
- D765,510 S \* 9/2016 Laib ..... D9/500

\* cited by examiner

*Primary Examiner* — Daniel Bui

*Assistant Examiner* — Andrew Kerr

(74) *Attorney, Agent, or Firm* — B. Aaron Schulman, Esq.; Stites & Harbison, PLLC.

(57) **CLAIM**

The ornamental design for a flask, as shown and described.

**DESCRIPTION**

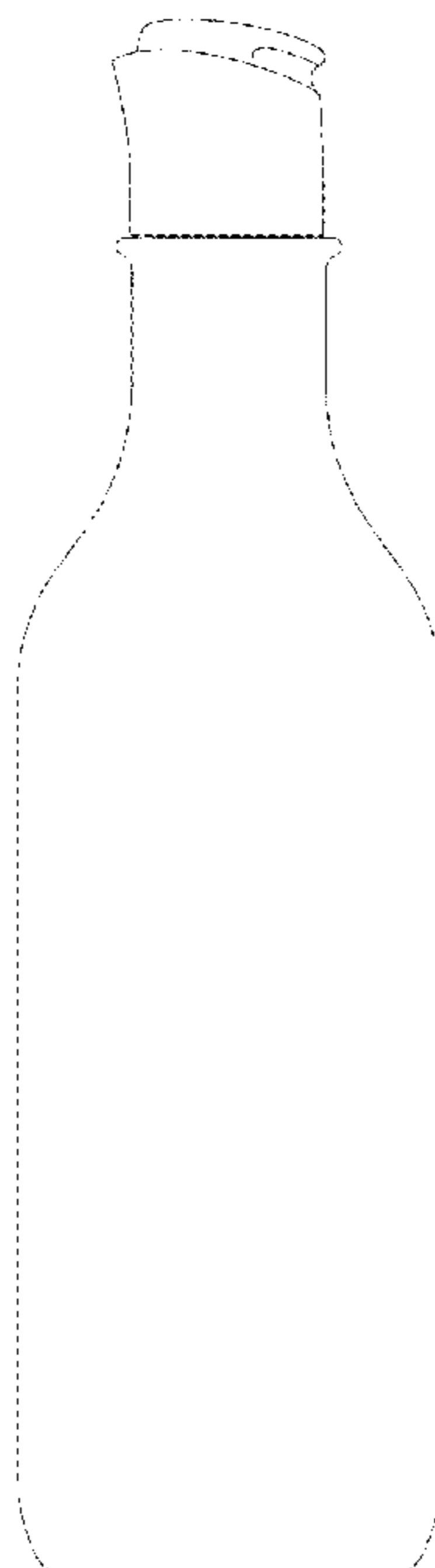
FIG. 1 is a front elevational view of a flask, showing our new design;  
FIG. 2 is a rear elevational view thereof;  
FIG. 3 is a left elevational view thereof;  
FIG. 4 is a right elevational view thereof;  
FIG. 5 is a perspective elevational view thereof;  
FIG. 6 is a top plan view thereof; and,  
FIG. 7 is a bottom plan view thereof.


(56) **References Cited**

U.S. PATENT DOCUMENTS


- D445,328 S \* 7/2001 Boussiquet ..... D9/500
- D634,197 S \* 3/2011 Guilmeau ..... D9/448

**1 Claim, 4 Drawing Sheets**






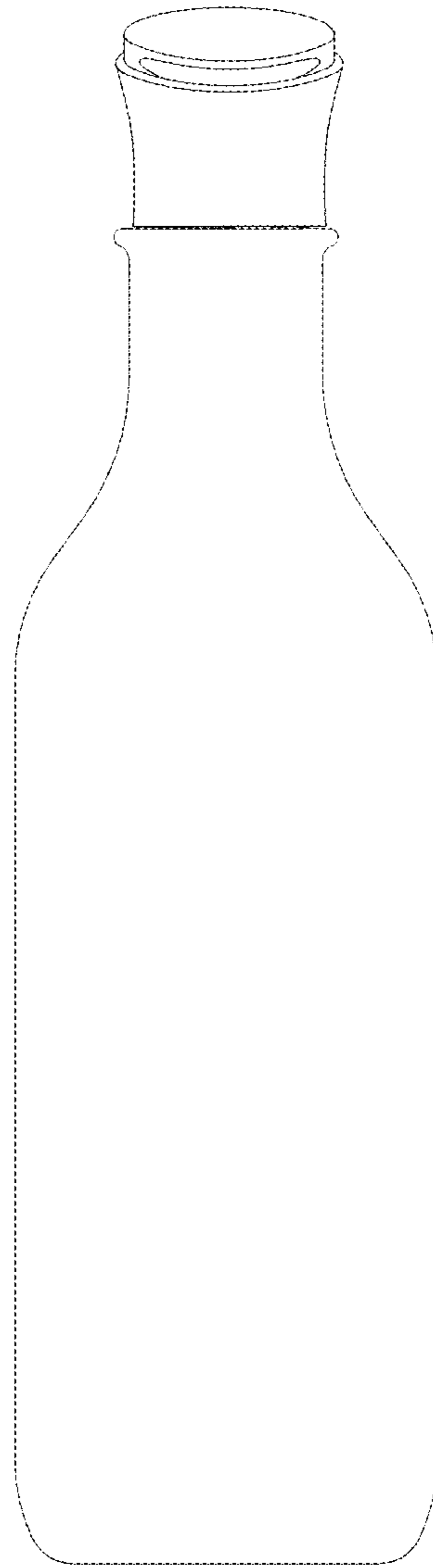
**FIG. 1**



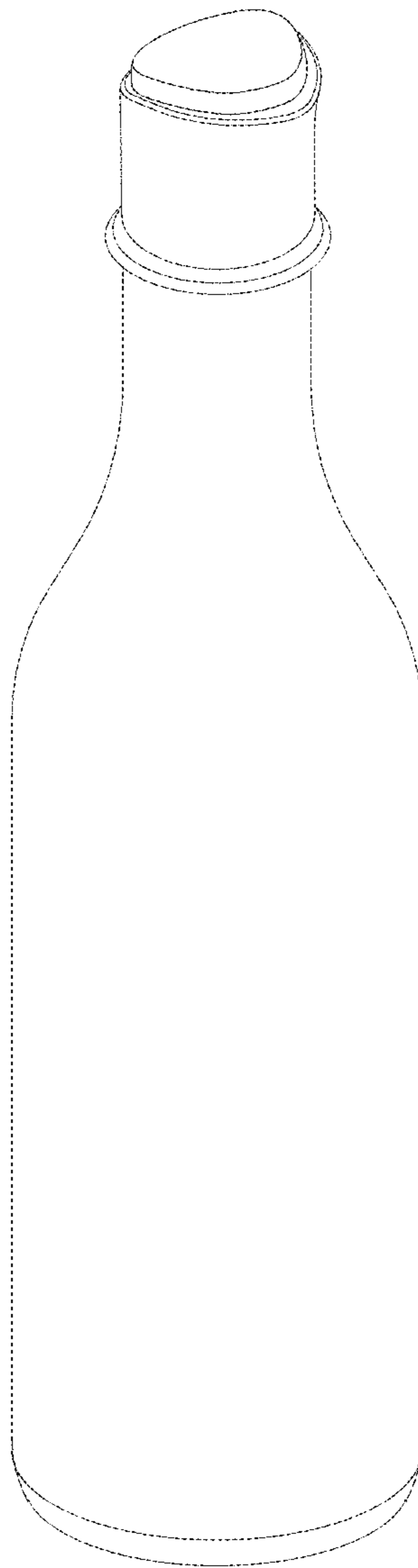
**FIG. 2**



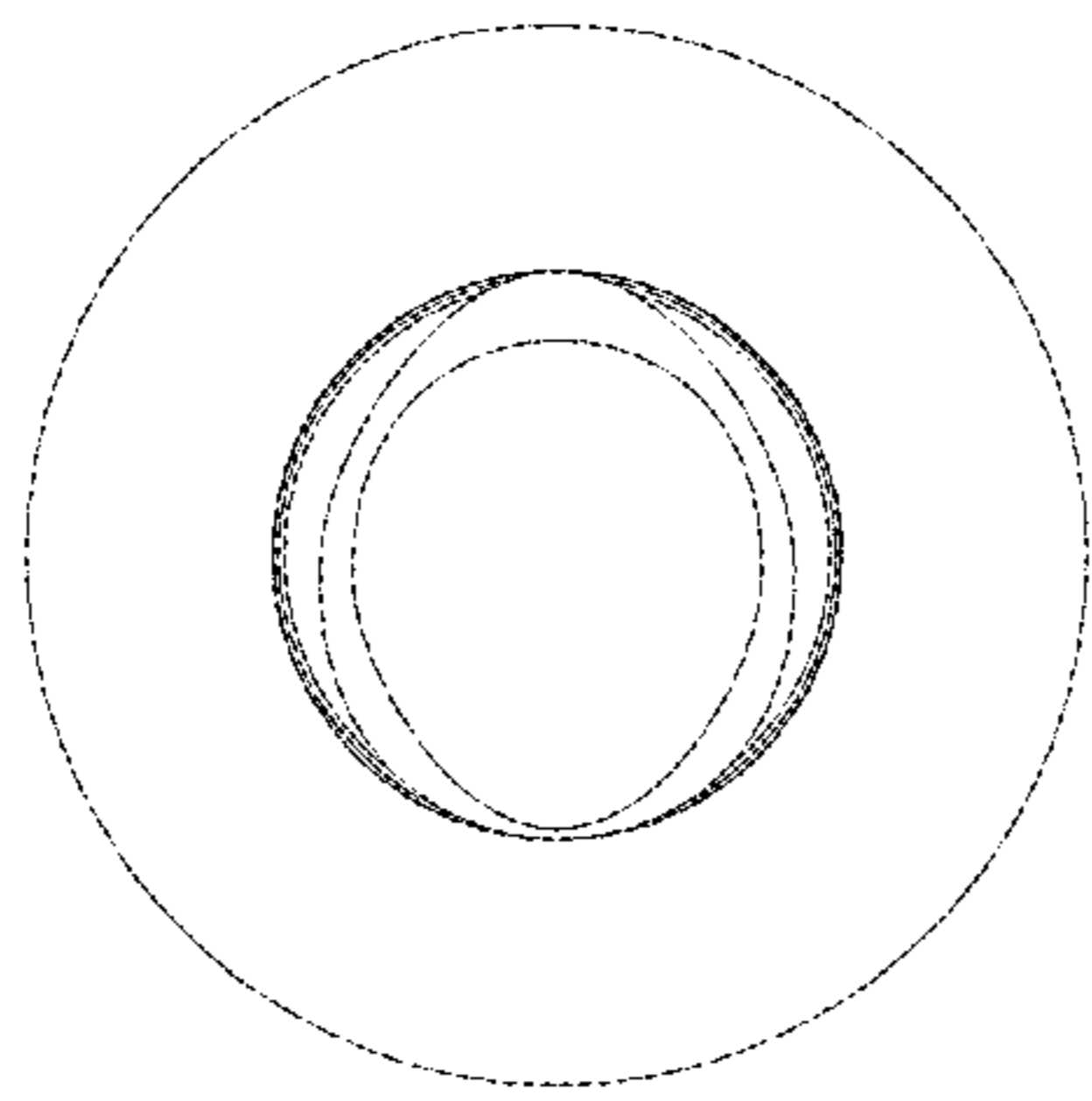
**FIG. 3**



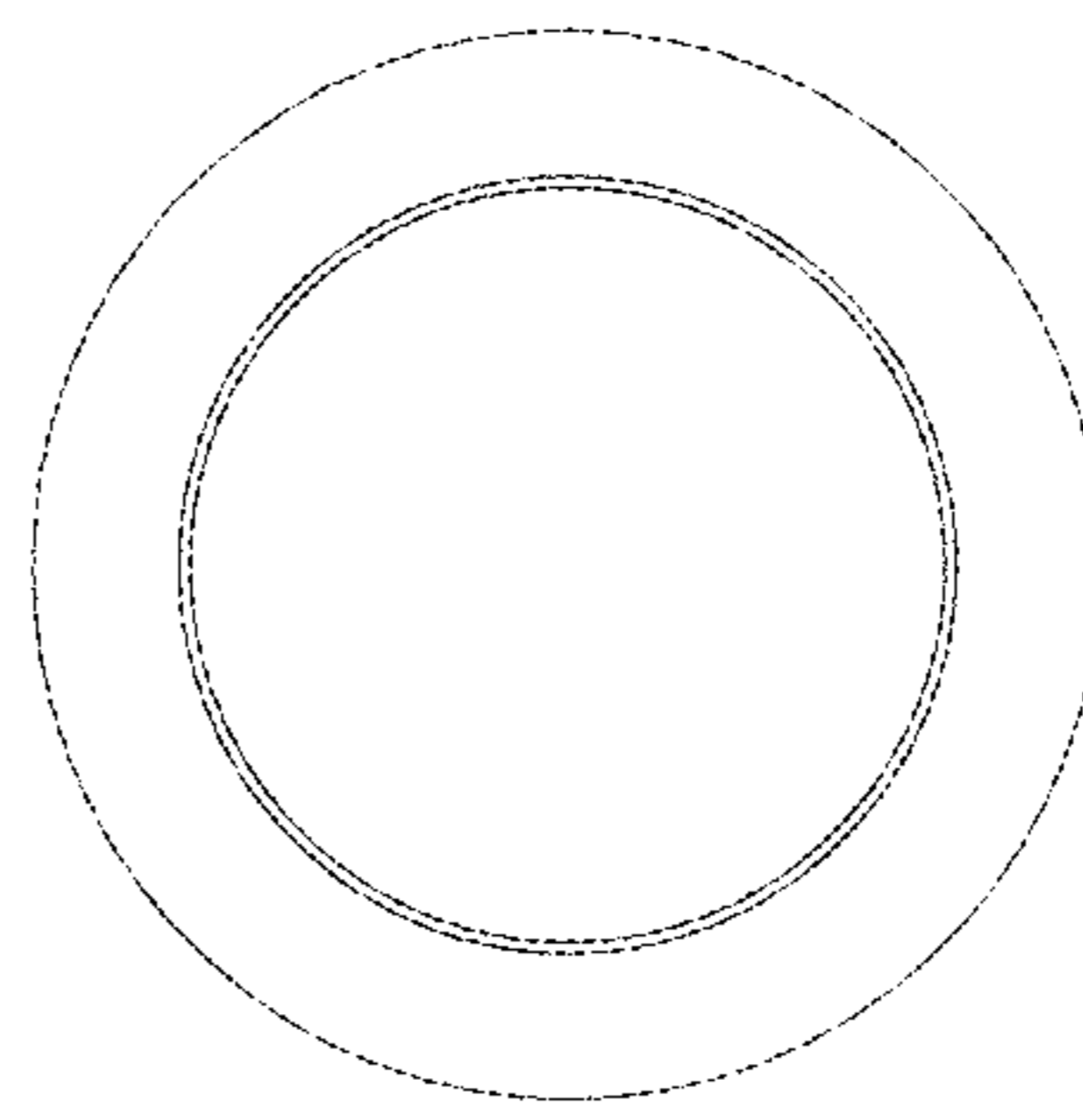
**FIG. 4**



**FIG. 5**



**FIG. 6**



**FIG. 7**