



US00D787250S

(12) **United States Design Patent** (10) **Patent No.:** **US D787,250 S**
Walton et al. (45) **Date of Patent:** **** May 23, 2017**

(54) **WATER COOLER**

(71) Applicant: **Cardomon International Limited,**
Tsimshatsui, Kowlon (HK)

(72) Inventors: **Philip A. Walton,** Bishop Auckland
(GB); **Andrew Smith,** Hamsterley (GB)

(73) Assignee: **Cardomon International Limited,**
Hong Kong (HK)

(**) Term: **14 Years**

(21) Appl. No.: **29/526,061**

(22) Filed: **May 6, 2015**

(51) **LOC (10) Cl.** **07-01**

(52) **U.S. Cl.**
USPC **D7/306; D7/313**

(58) **Field of Classification Search**
USPC D7/301, 306-308, 313, 300; D23/207;
99/275; 222/146.1-146.6, 185.1
CPC B67D 1/06; B67D 3/0009; B67D 1/0835
See application file for complete search history.

(56) **References Cited**

U.S. PATENT DOCUMENTS

D366,803	S	*	2/1996	Hauser, II	D7/307
D394,185	S	*	5/1998	Eddy	D7/307
5,848,735	A	*	12/1998	Eddy	B67D 3/0029 222/185.1
5,927,557	A	*	7/1999	Busick	B67D 1/0835 137/329.1
7,287,392	B2	*	10/2007	Brand	B67D 3/0009 222/146.6
D608,130	S	*	1/2010	Moon	D7/306
D623,885	S	*	9/2010	Wang	D7/306
D635,812	S	*	4/2011	Wang	D7/306
D643,239	S	*	8/2011	Wang	D7/306

D647,354	S	*	10/2011	Wang	D7/306
D651,842	S	*	1/2012	Spear	D7/306
D660,636	S	*	5/2012	Wang	D7/306
2003/0071068	A1	*	4/2003	Burrows	B67D 1/0875 222/185.1
2008/0035241	A1	*	2/2008	Wittbold	A01K 7/06 141/361

OTHER PUBLICATIONS

U.S. Appl. No. 29/526,057, filed May 6, 2015 and pending in GAU 2918.

* cited by examiner

Primary Examiner — Marianne Pandozzi

(74) *Attorney, Agent, or Firm* — Merek, Blackmon & Voorhees, LLC

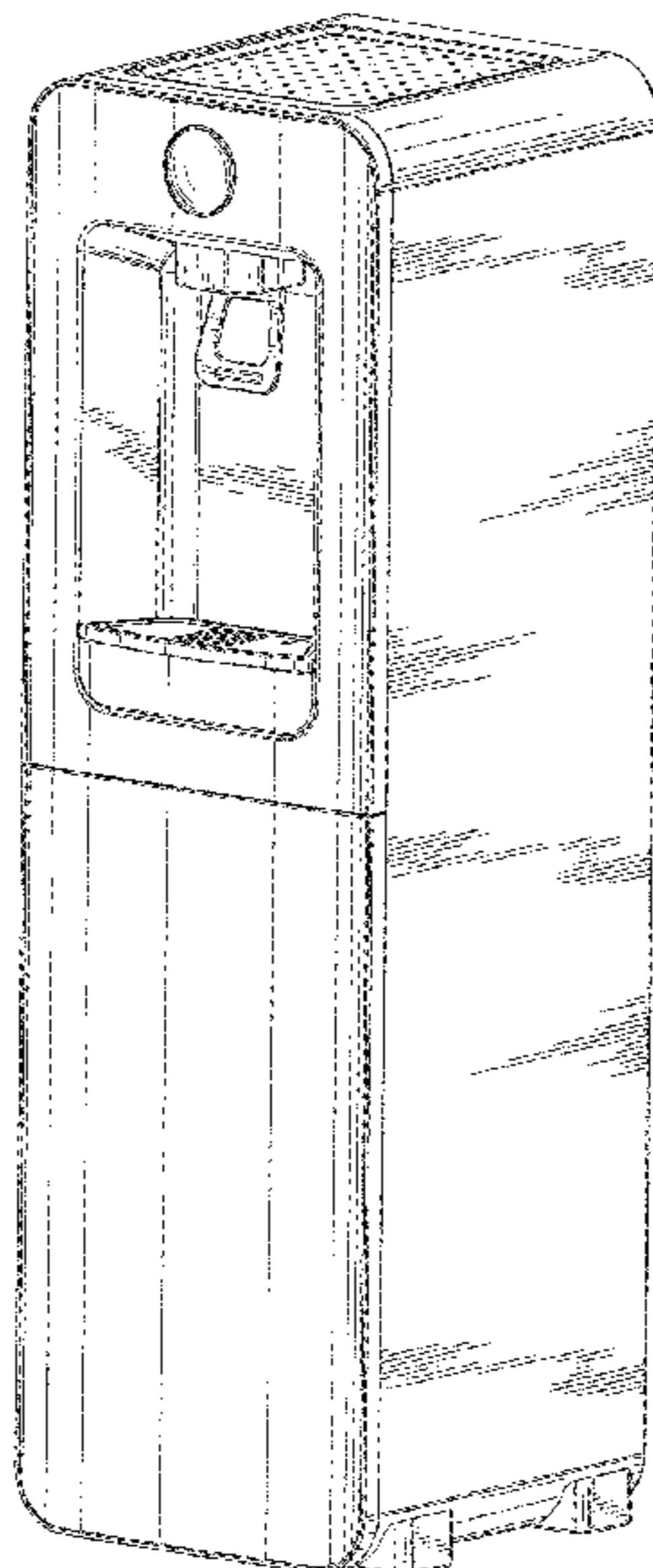
(57) **CLAIM**

The ornamental design for a water cooler, as shown and described.

DESCRIPTION

FIG. 1 is a front elevational view of the water cooler showing our new design;
 FIG. 2 is a left side elevational view of the water cooler shown in FIG. 1;
 FIG. 3 is a right side elevational view of the water cooler shown in FIG. 1;
 FIG. 4 is a rear elevational view of the water cooler shown in FIG. 1;
 FIG. 5 is a top plan view of the water cooler shown in FIG. 1;
 FIG. 6 is a bottom plan view of the water cooler shown in FIG. 1; and,
 FIG. 7 is a front, right side perspective view of the water cooler shown in FIG. 1.

1 Claim, 6 Drawing Sheets



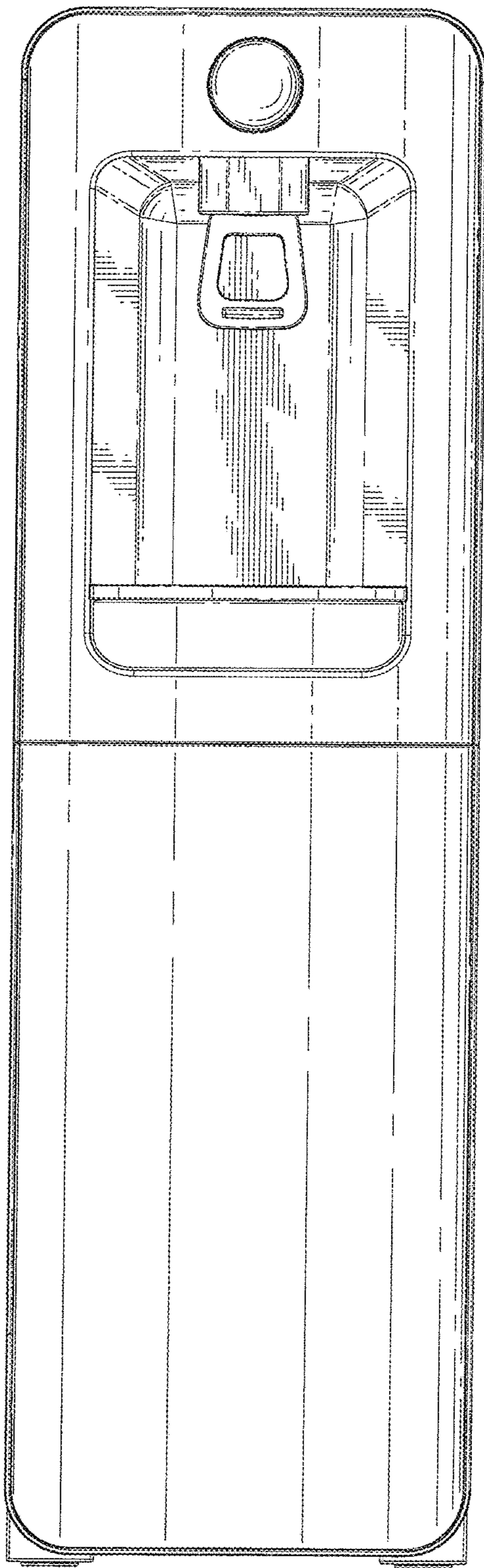


FIG. 1




FIG. 2




FIG. 3




FIG. 4

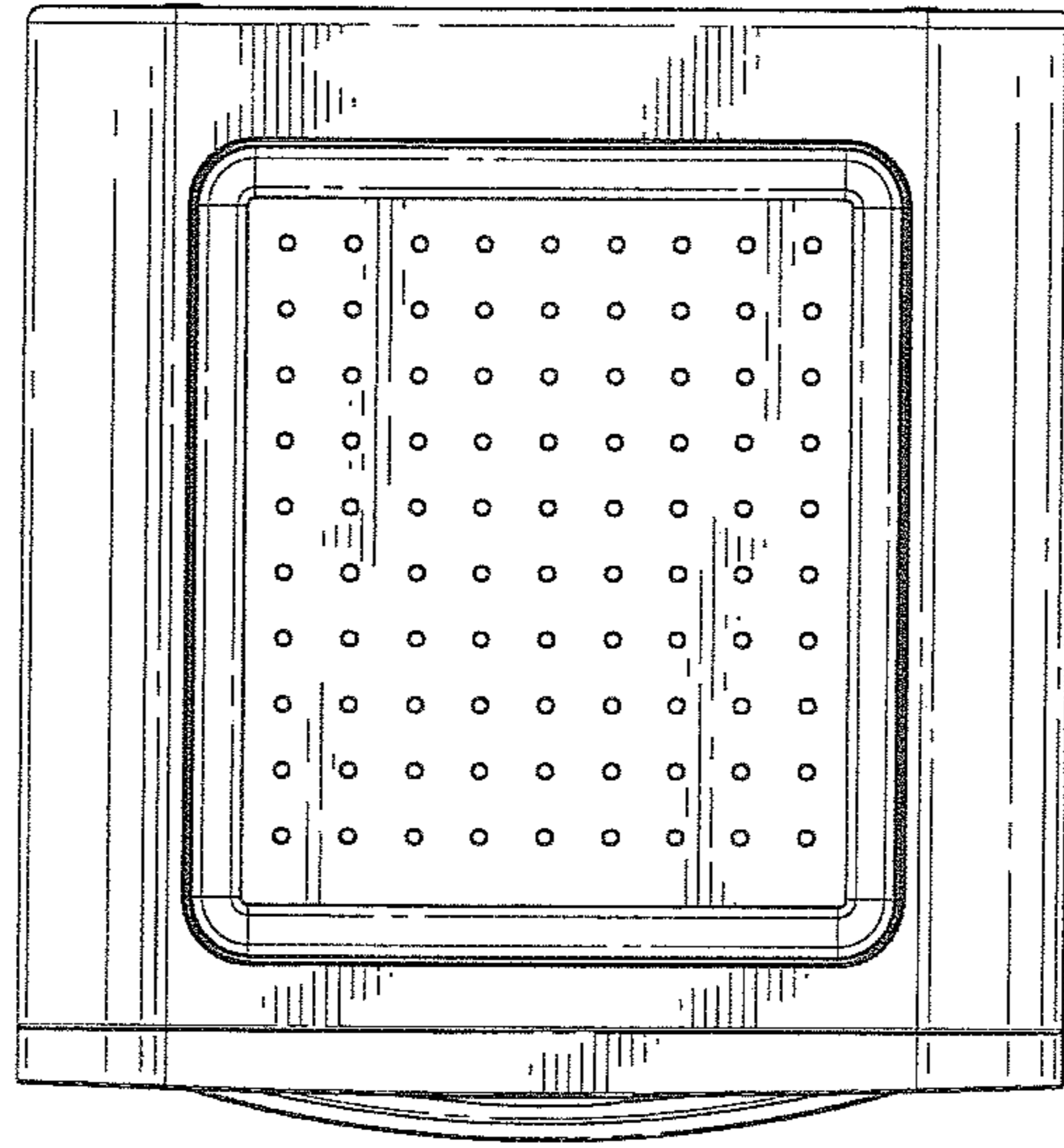


FIG. 5

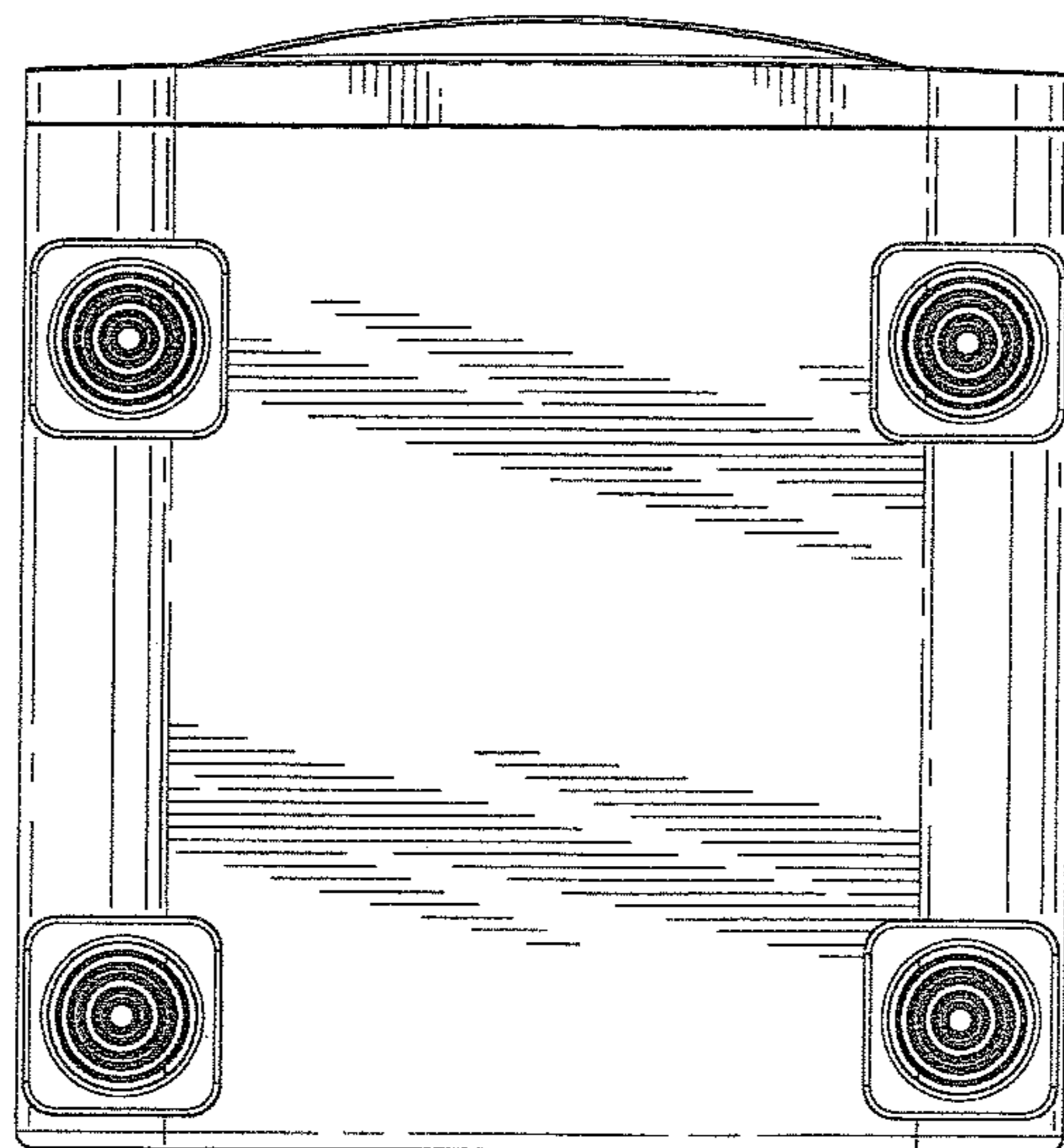


FIG. 6

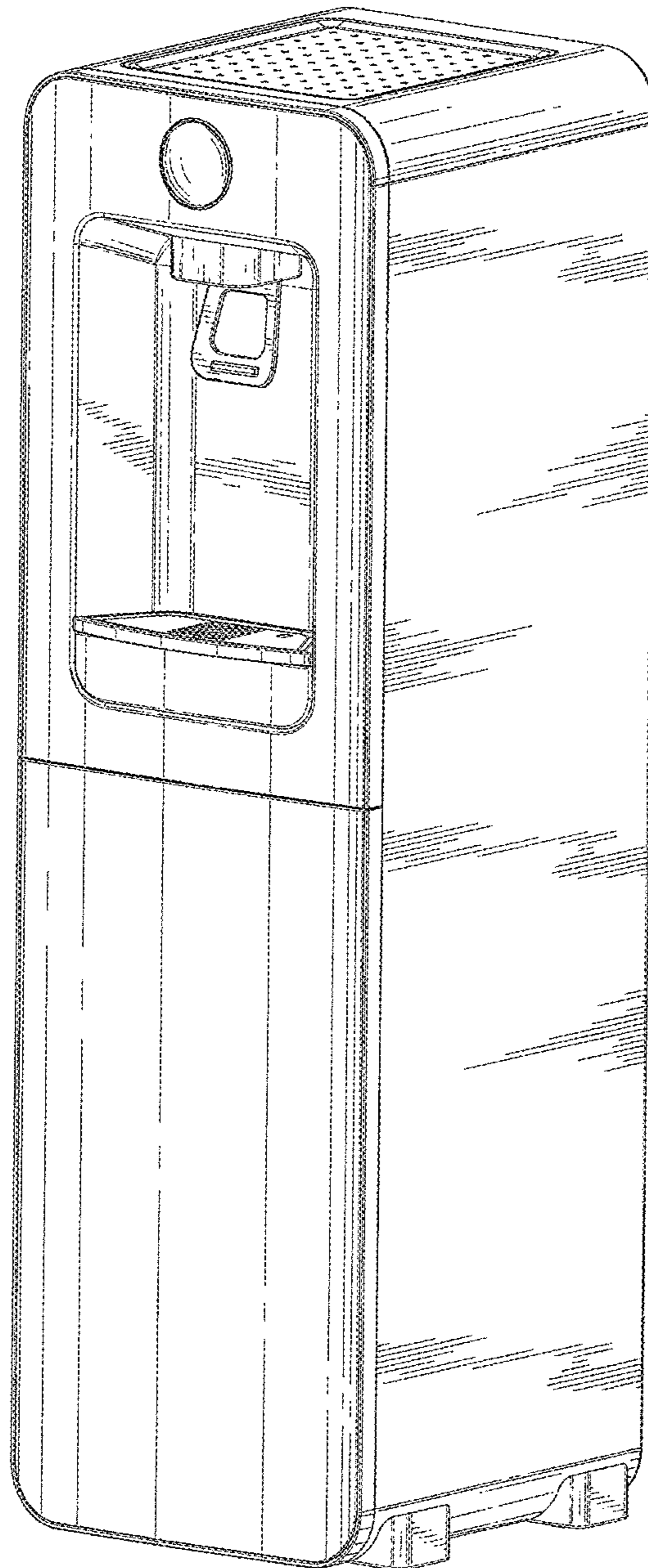


FIG. 7