



US00D787230S

(12) **United States Design Patent** (10) **Patent No.:** **US D787,230 S**  
**Lee** (45) **Date of Patent:** **\*\* May 23, 2017**

(54) **DINOSAUR CHARACTER BLANKET**  
(71) Applicant: **PETIT ELIN CO., LTD.**, Seoul (KR)  
(72) Inventor: **Nam Jin Lee**, Seoul (KR)  
(73) Assignee: **PETIT ELIN CO., LTD.**, Seoul (KR)  
(\*\*) Term: **15 Years**

D271,071 S \* 10/1983 Koether ..... 5/413 R  
D348,173 S \* 6/1994 Keller ..... D21/615  
D357,719 S \* 4/1995 Limehouse ..... D21/576  
D367,197 S \* 2/1996 Fuchs ..... D12/133  
D375,427 S \* 11/1996 Yeh ..... D21/809  
D379,130 S \* 5/1997 Bernett ..... D21/615  
D390,057 S \* 2/1998 Gower ..... D6/596  
D408,197 S \* 4/1999 Bear ..... D21/620  
D408,672 S \* 4/1999 Bear ..... D21/620  
D409,430 S \* 5/1999 Bear ..... D21/650  
D474,060 S \* 5/2003 Zeepvat ..... D6/598

(21) Appl. No.: **29/552,637**  
(22) Filed: **Jan. 25, 2016**  
(51) **LOC (10) Cl.** ..... **06-09**  
(52) **U.S. Cl.**  
USPC ..... **D6/598**  
(58) **Field of Classification Search**  
USPC ..... D6/582-583, 587-592, 595-609,  
D6/617-622; D21/803-809, 615;  
D24/178, 180, 181, 183, 189; D2/719,  
D2/725, 734, 741  
CPC ..... A47G 9/00; A47G 2009/001; A47G  
2009/002; A47G 2009/003; A47G  
2009/005; A47G 2009/006; A47G 9/02;  
A47G 9/0207; A47G 9/0215; A47G  
9/0223; A47G 9/023; A47G 9/0238;  
A47G 9/0246; A47G 9/0253; A47G  
9/0261; A47G 9/06; A47G 9/062; A47G  
9/066; A47G 9/068; A47G 9/08; A47G  
2009/0276; A47G 9/0284; A47G 9/0292;  
A47G 9/04; A47G 9/10  
See application file for complete search history.

**FOREIGN PATENT DOCUMENTS**

WO DM/080631 \* 11/2013

\* cited by examiner

*Primary Examiner* — Mary Ann Calabrese  
*Assistant Examiner* — Jennifer L Rempfer  
(74) *Attorney, Agent, or Firm* — IPLA P.A.; James E. Barne

(56) **References Cited**  
**U.S. PATENT DOCUMENTS**  
2,727,242 A \* 12/1955 Pascal ..... A47D 15/003  
2/69  
4,236,263 A \* 12/1980 Allee ..... A47G 9/083  
2/69.5

(57) **CLAIM**

The ornamental design for a dinosaur character blanket, as shown and described.

**DESCRIPTION**

FIG. 1 is a perspective view of my design;  
FIG. 2 is a top plan view thereof;  
FIG. 3 is a left side elevational view thereof;  
FIG. 4 is a right side elevational view thereof;  
FIG. 5 is a rear elevational view thereof;  
FIG. 6 is a front elevational view thereof; and,  
FIG. 7 is a bottom plan view thereof.

**1 Claim, 3 Drawing Sheets**






FIG. 1





FIG. 5



FIG. 3



FIG. 2

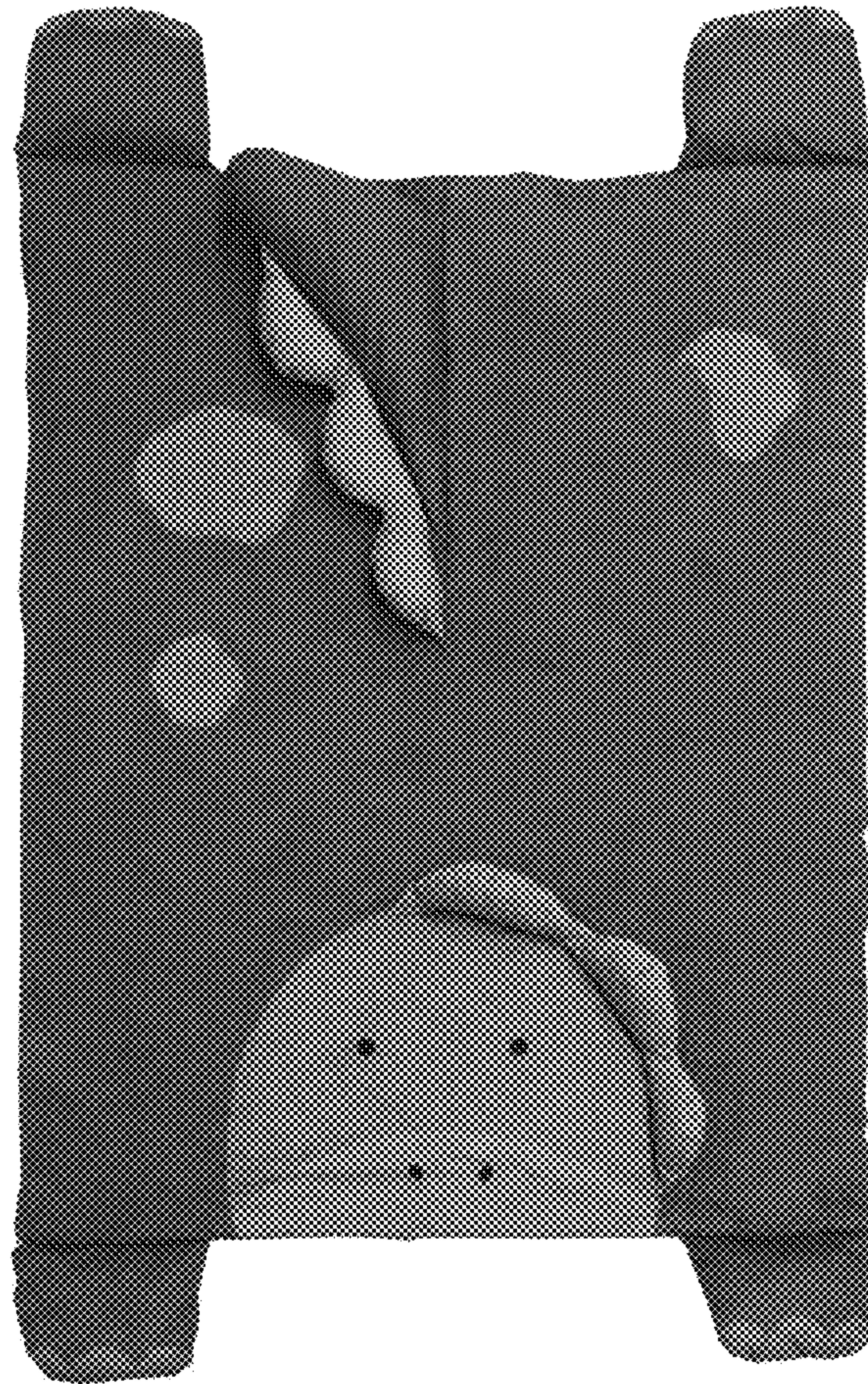


FIG. 4




FIG. 6





FIG. 7

