



US00D787211S

(12) **United States Design Patent** (10) **Patent No.:** **US D787,211 S**
Schwary (45) **Date of Patent:** **** May 23, 2017**

(54) **CYCLE SEAT**
(71) Applicant: **S R Schwary**, Camas, WA (US)
(72) Inventor: **S R Schwary**, Camas, WA (US)
(**) Term: **15 Years**
(21) Appl. No.: **29/537,848**
(22) Filed: **Aug. 28, 2015**
(51) **LOC (10) Cl.** **06-01**
(52) **U.S. Cl.**
USPC **D6/354**
(58) **Field of Classification Search**
USPC D6/340, 354; D12/110, 111
CPC ... B62J 1/002; B62J 1/005; B62J 1/007; B62J
1/26
See application file for complete search history.

D430,745 S * 9/2000 Minkow D6/354
6,131,994 A 10/2000 Yates
D454,259 S * 3/2002 Yates D6/354
6,652,025 B2 11/2003 Sylvester
D609,480 S 2/2010 Ascher
D620,721 S * 8/2010 Kenney D6/354
D622,973 S * 9/2010 Toll B62J 1/002
D639,081 S * 6/2011 Toll D6/354
8,668,259 B2 3/2014 Ulrich
D724,329 S * 3/2015 Toll D6/354
D760,507 S * 7/2016 Marcel D6/354
2007/0262623 A1 11/2007 Fortt

* cited by examiner

Primary Examiner — George D Kirschbaum
Assistant Examiner — Natasha Vujcic

(57) **CLAIM**

The ornamental design for a cycle seat, as shown and described.

DESCRIPTION

FIG. 1 is a right side view of a cycle seat showing my new design;
FIG. 2 is a left side view of the cycle seat;
FIG. 3 is a front view of the cycle seat;
FIG. 4 is a back view of the cycle seat;
FIG. 5 is a top view of the cycle seat;
FIG. 6 is a bottom view of the cycle seat; and,
FIG. 7 is a top front side perspective view of the cycle seat.

1 Claim, 7 Drawing Sheets

(56) **References Cited**
U.S. PATENT DOCUMENTS
4,773,705 A 9/1988 Terranova
5,295,717 A 3/1994 Kao
5,387,024 A * 2/1995 Bigolin B62J 1/18
297/202
D370,132 S 5/1996 Urias
6,074,002 A 6/2000 Hansen
D429,907 S * 8/2000 Minkow D6/354
6,106,059 A * 8/2000 Minkow B62J 1/002
297/202

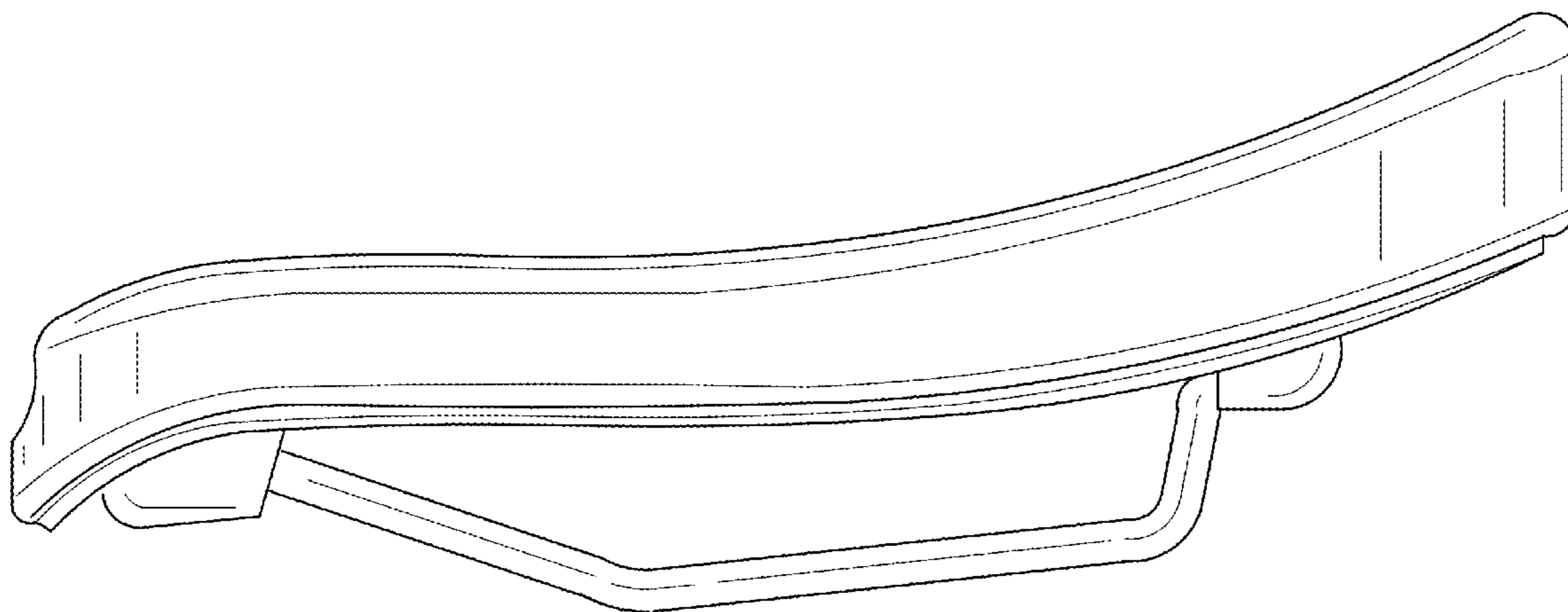




FIG. 1



FIG. 2

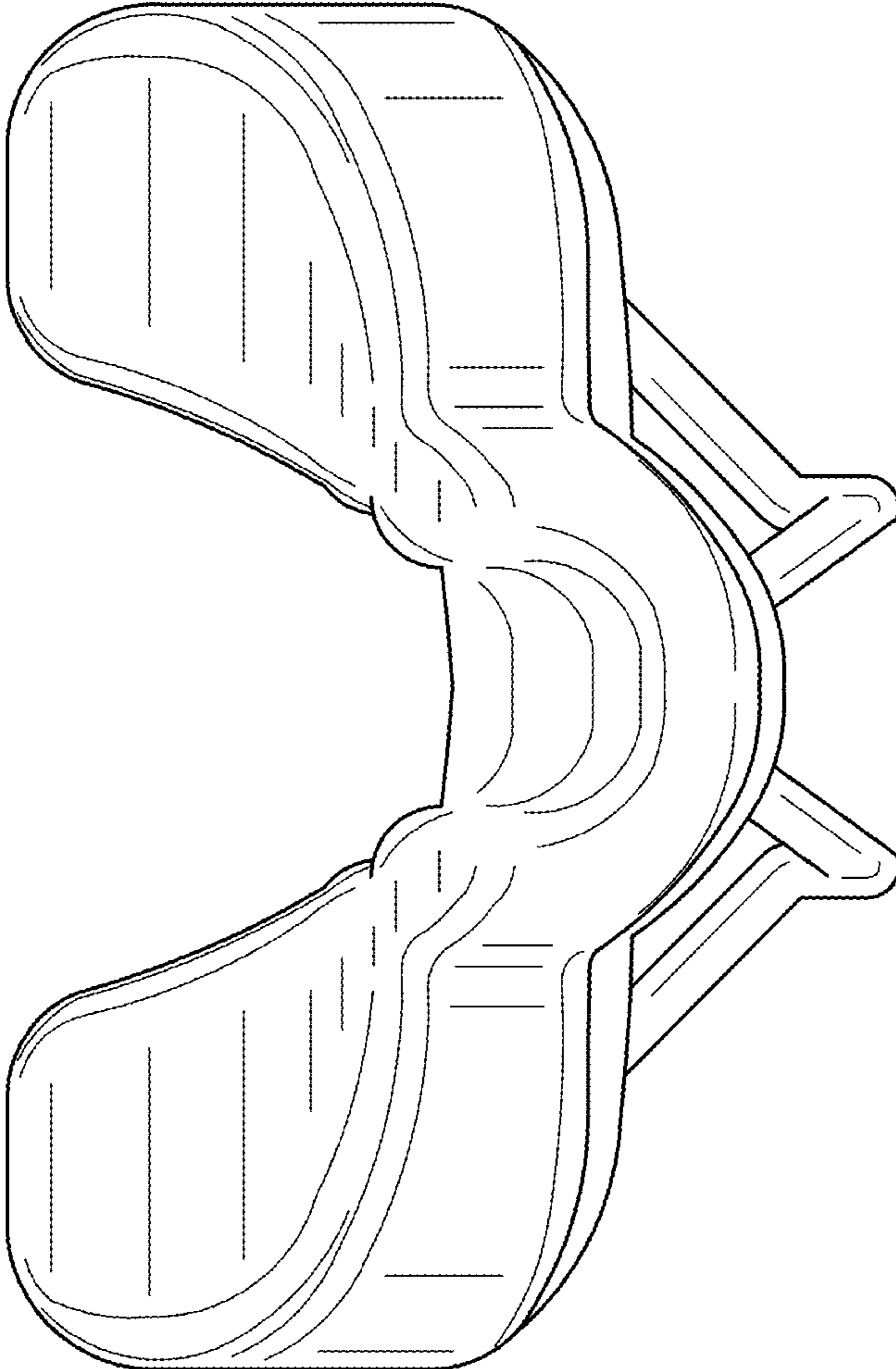


FIG. 3

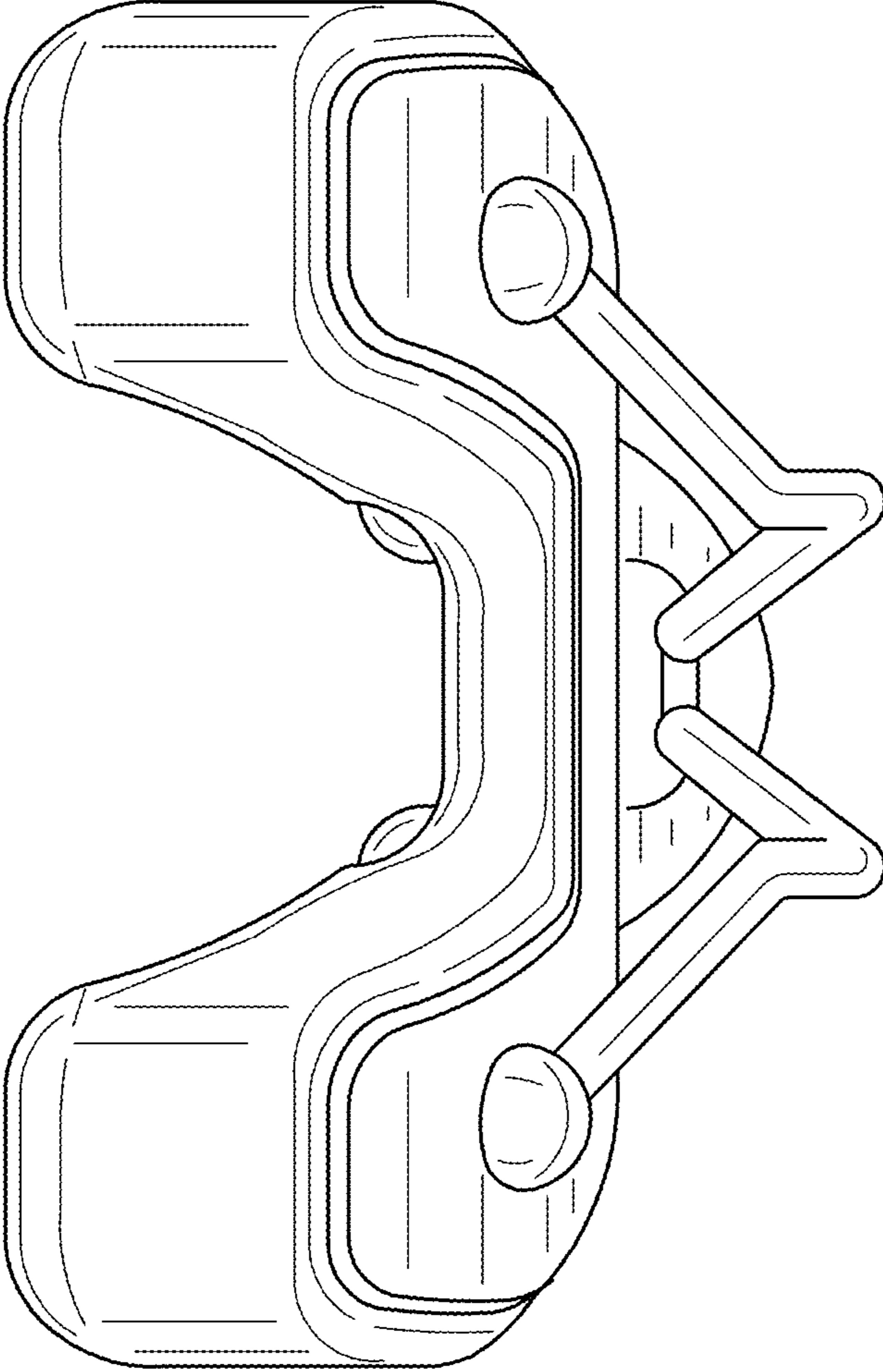


FIG. 4

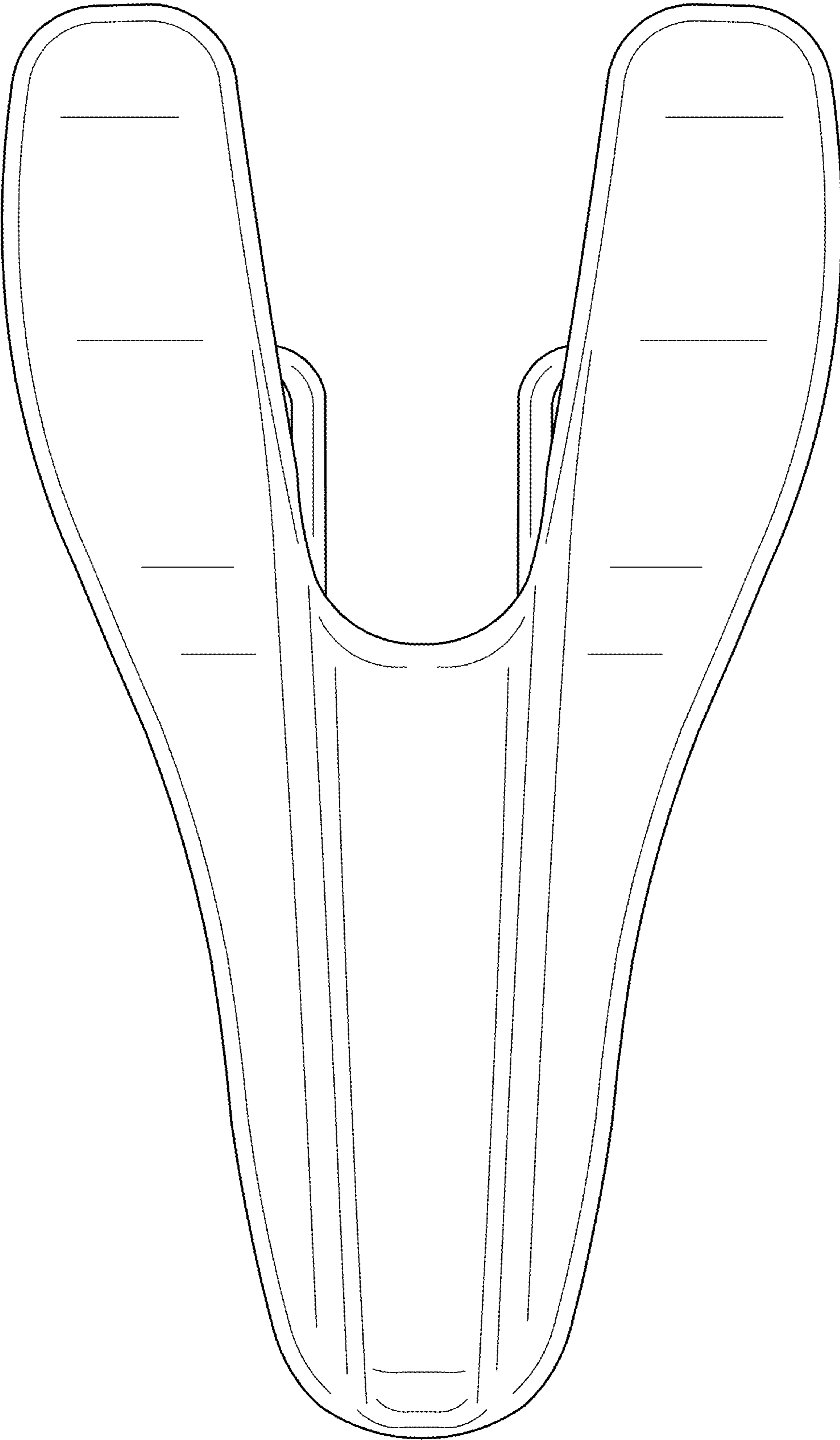


FIG. 5

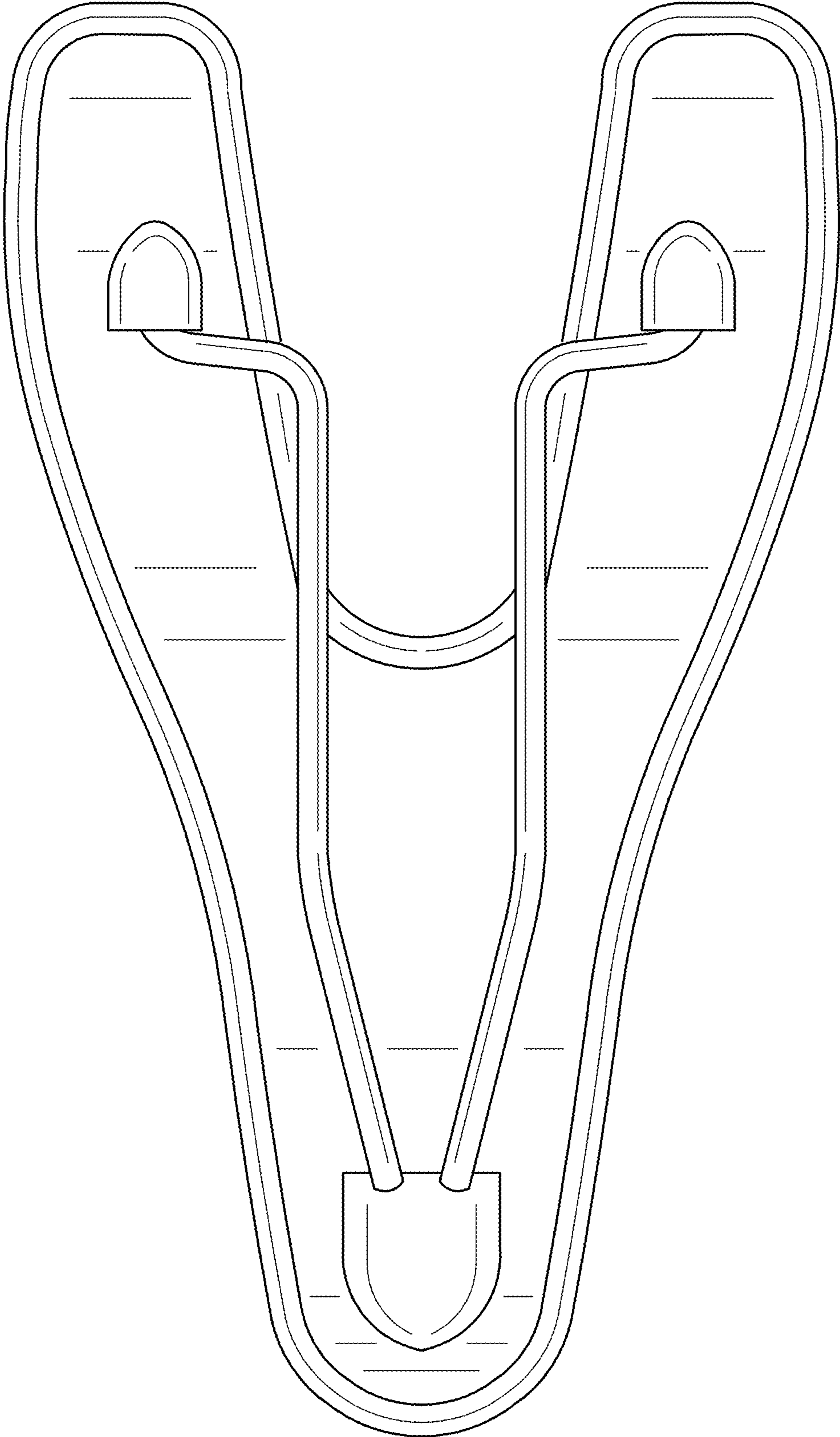


FIG. 6

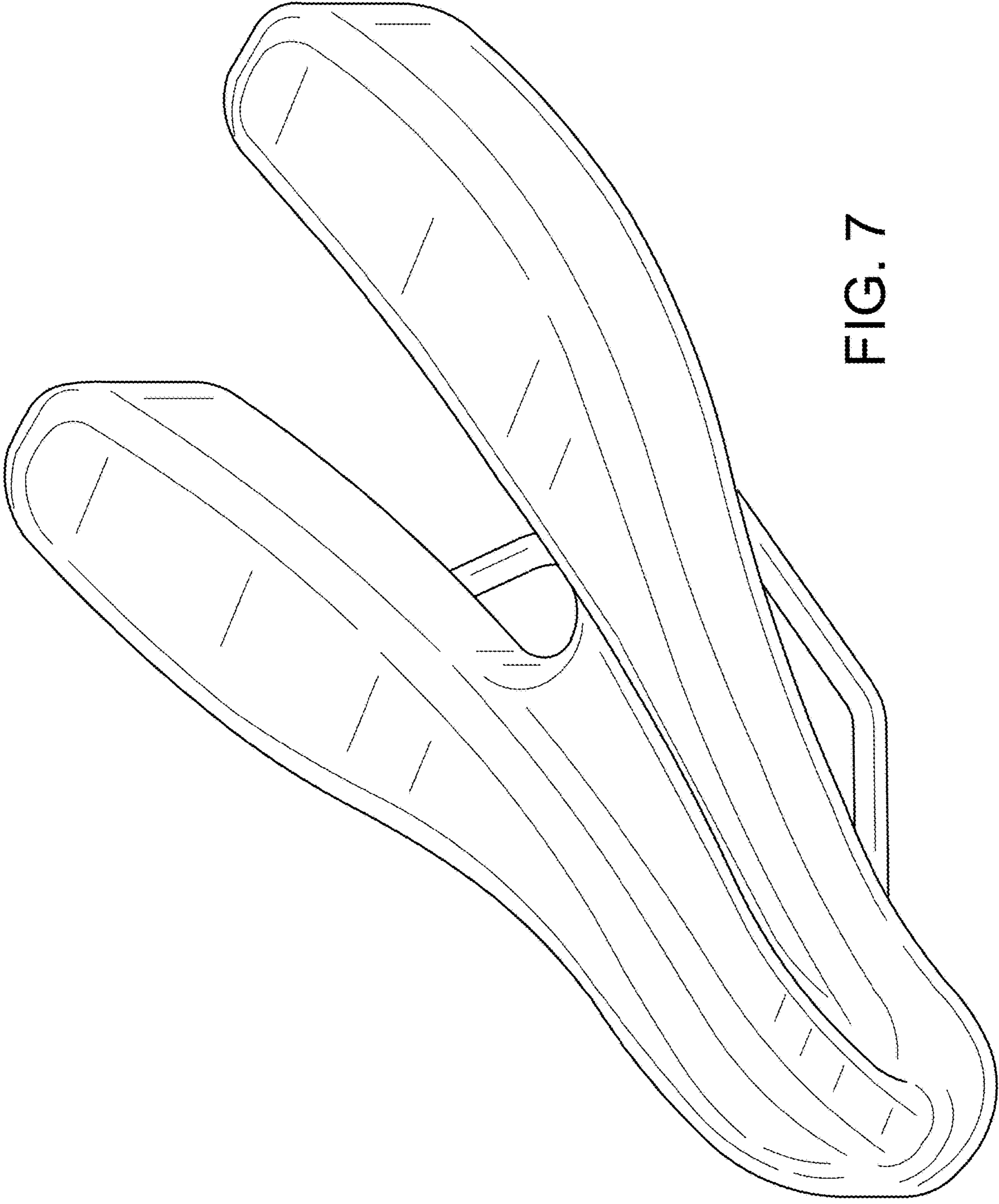


FIG. 7