

US00D787208S

(12) **United States Design Patent** (10) **Patent No.:** **US D787,208 S**
Webb (45) **Date of Patent:** **** May 23, 2017**

(54) **FURNITURE**
(71) Applicant: **Roger Webb**, London (GB)
(72) Inventor: **Roger Webb**, London (GB)
(**) Term: **15 Years**
(21) Appl. No.: **29/552,088**
(22) Filed: **Jan. 20, 2016**

D270,403 S * 9/1983 Matthias D6/378
D289,950 S * 5/1987 Offredi D6/381
D327,374 S * 6/1992 Perez D6/335
D339,243 S * 9/1993 Durling D6/336
D356,896 S * 4/1995 Durling D6/335
D359,394 S * 6/1995 Durling D6/335
D675,458 S * 2/2013 Martin D6/381
D698,564 S * 2/2014 Behar D6/381
D761,577 S * 7/2016 Agati D6/338

(30) **Foreign Application Priority Data**

Jul. 24, 2015 (EM) 001437537

(51) **LOC (10) Cl.** **06-01**
(52) **U.S. Cl.**
USPC **D6/336**

(58) **Field of Classification Search**
USPC D6/334, 335, 336, 337, 338, 341, 349,
D6/355, 361, 367, 369, 374, 375, 376,
D6/378, 381, 384, 389, 708.1, 716, 716.1,
D6/716.2, 716.4, 716.5; D26/60, 93
CPC A47C 17/36; A47C 17/00; A47C 17/14;
A47C 7/42; A47C 13/005; A47C 17/12;
A47C 13/00; A47B 85/00; A47B 85/04;
A47B 17/00; A47B 87/00; A47B 87/02;
A47B 83/00; A47B 83/001; A47B
87/0215

See application file for complete search history.

(56) **References Cited**

U.S. PATENT DOCUMENTS

D178,046 S * 6/1956 Frey D6/336
D182,995 S * 6/1958 Frey D6/336
D182,996 S * 6/1958 Frey D6/336
D192,495 S * 4/1962 Pink D6/336
D219,143 S * 11/1970 Chapin D6/336
D256,297 S * 8/1980 Gera D6/336

OTHER PUBLICATIONS

Tryst L-Shape, posted at Specifiedby.com, posted on Mar. 10, 2015, [online], [site visited Oct. 6, 2016]. Available from Internet, <URL: <https://www.specifiedby.com/connection-seating/tryst-l-shape>>.*

(Continued)

Primary Examiner — Thomas Johannes
Assistant Examiner — Catherine Ho
(74) *Attorney, Agent, or Firm* — The Belles Group, P.C.

(57) **CLAIM**

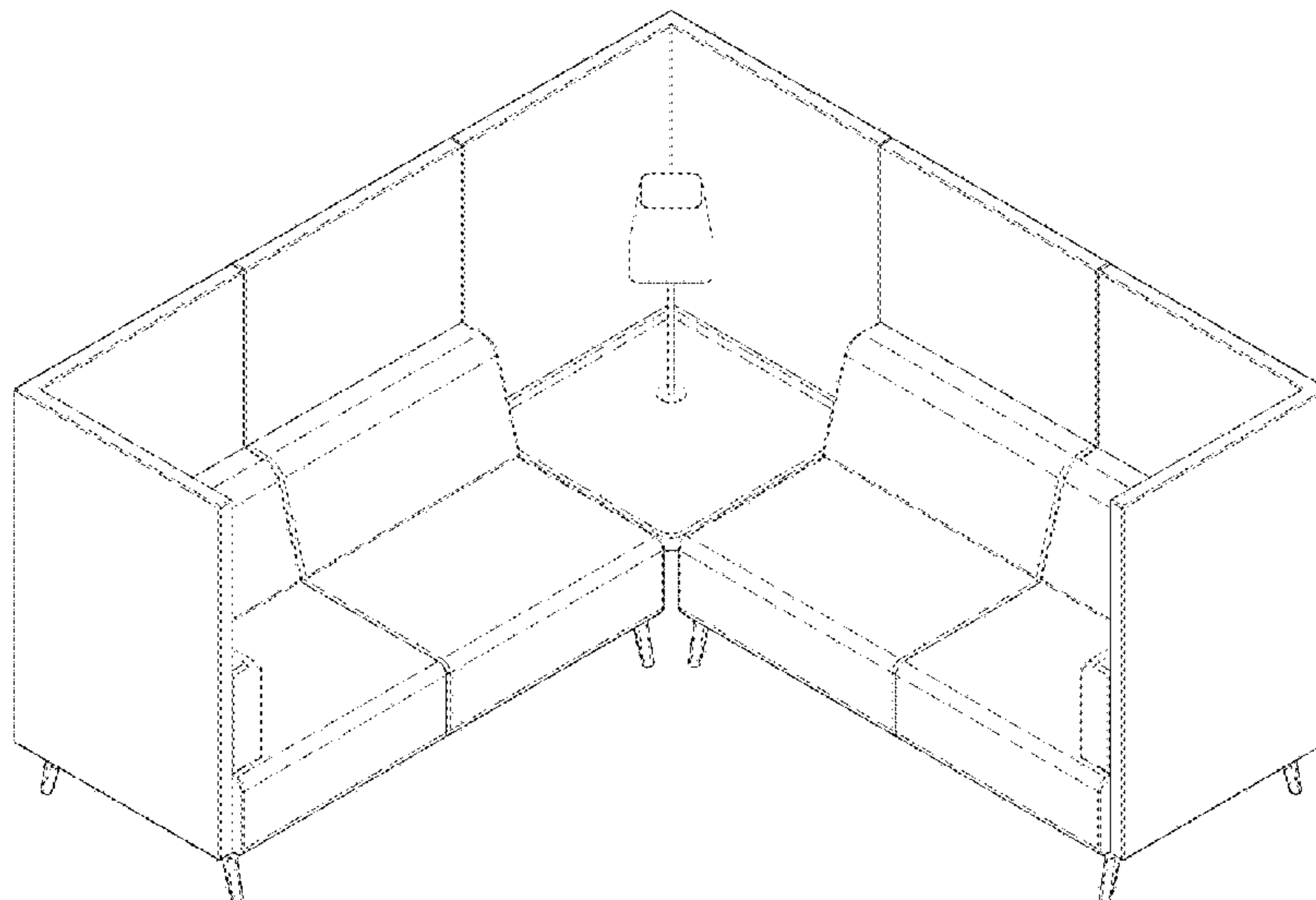
I claim the ornamental design for furniture, as shown and described.

DESCRIPTION

FIG. 1 is a front perspective view of furniture showing my new design;
FIG. 2 is a rear perspective view thereof;
FIG. 3 is a front view thereof;
FIG. 4 is a rear view thereof;
FIG. 5 is a right-side view thereof;
FIG. 6 is a left-side view thereof;
FIG. 7 is a top view thereof; and,
FIG. 8 is a bottom view thereof.

The broken line portion of the drawings is included to show portions of the article that form no part of the claimed design.

1 Claim, 8 Drawing Sheets



(56)

References Cited

OTHER PUBLICATIONS

Tryst U-Shape, posted at Normanlewis.com, posted on Jan. 8, 2015, [online], [site visited Oct. 6, 2016]. Available from Internet, <URL: <http://www.normanlewis.com/product/tryst-u-shape/>>.*

Say hello to Thynk: much more than just a sofa—Connection, posted at Youtube.com, posted on Jan. 21, 2014, [online], [site visited Oct. 6, 2016]. Available from Internet, <URL: <https://youtu.be/Ex8JjGzX47w>>.*

Henray Group 3, posted at Qofficefurniture.co.uk, posted on Dec. 18, 2013, [online], [site visited Oct. 6, 2016]. Available from Internet, <URL: <http://www.qofficefurniture.co.uk/product.php?cid=22&pid=1>>.*

* cited by examiner

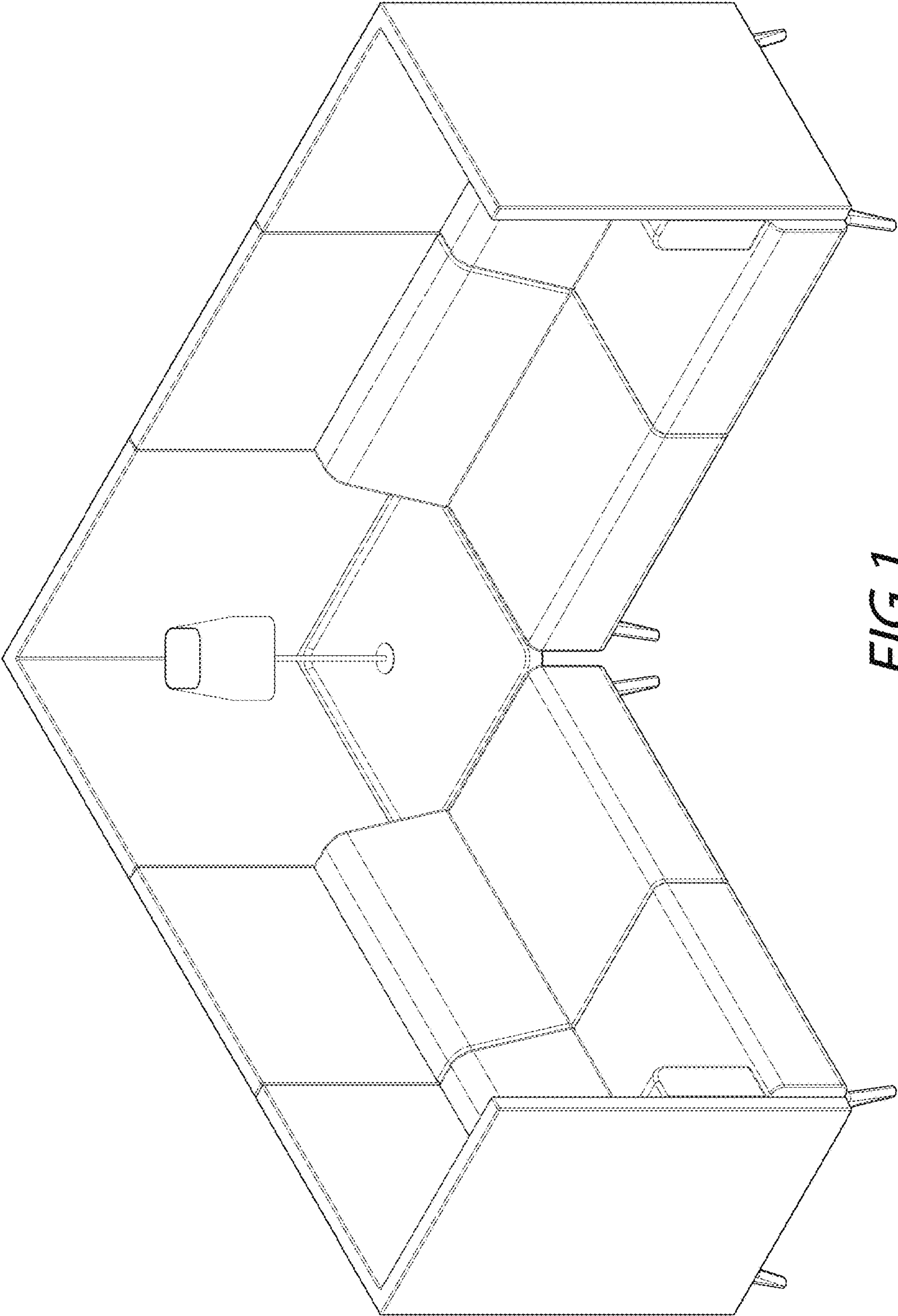


FIG. 1

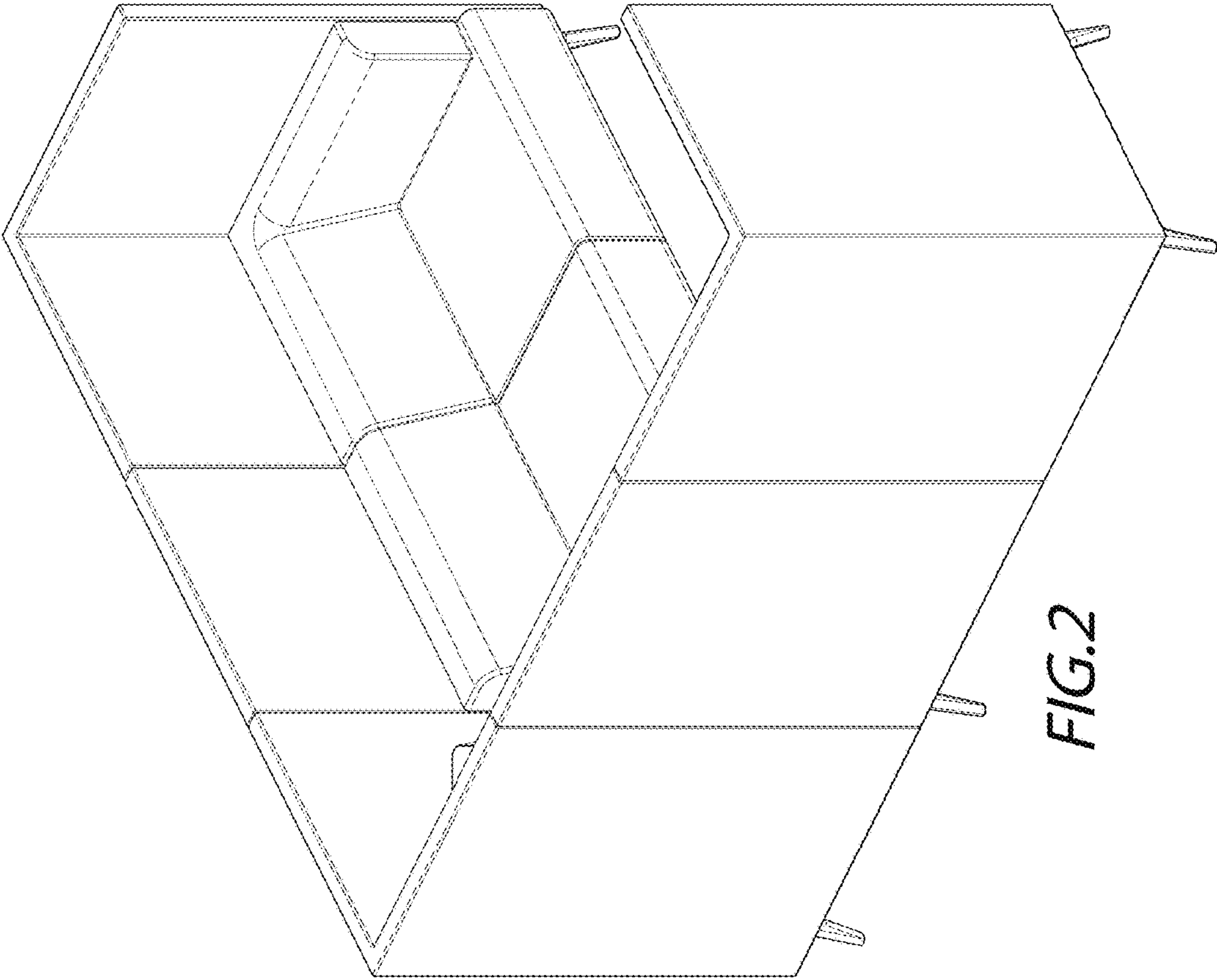


FIG. 2




FIG.3




FIG.4




FIG.5




FIG.6

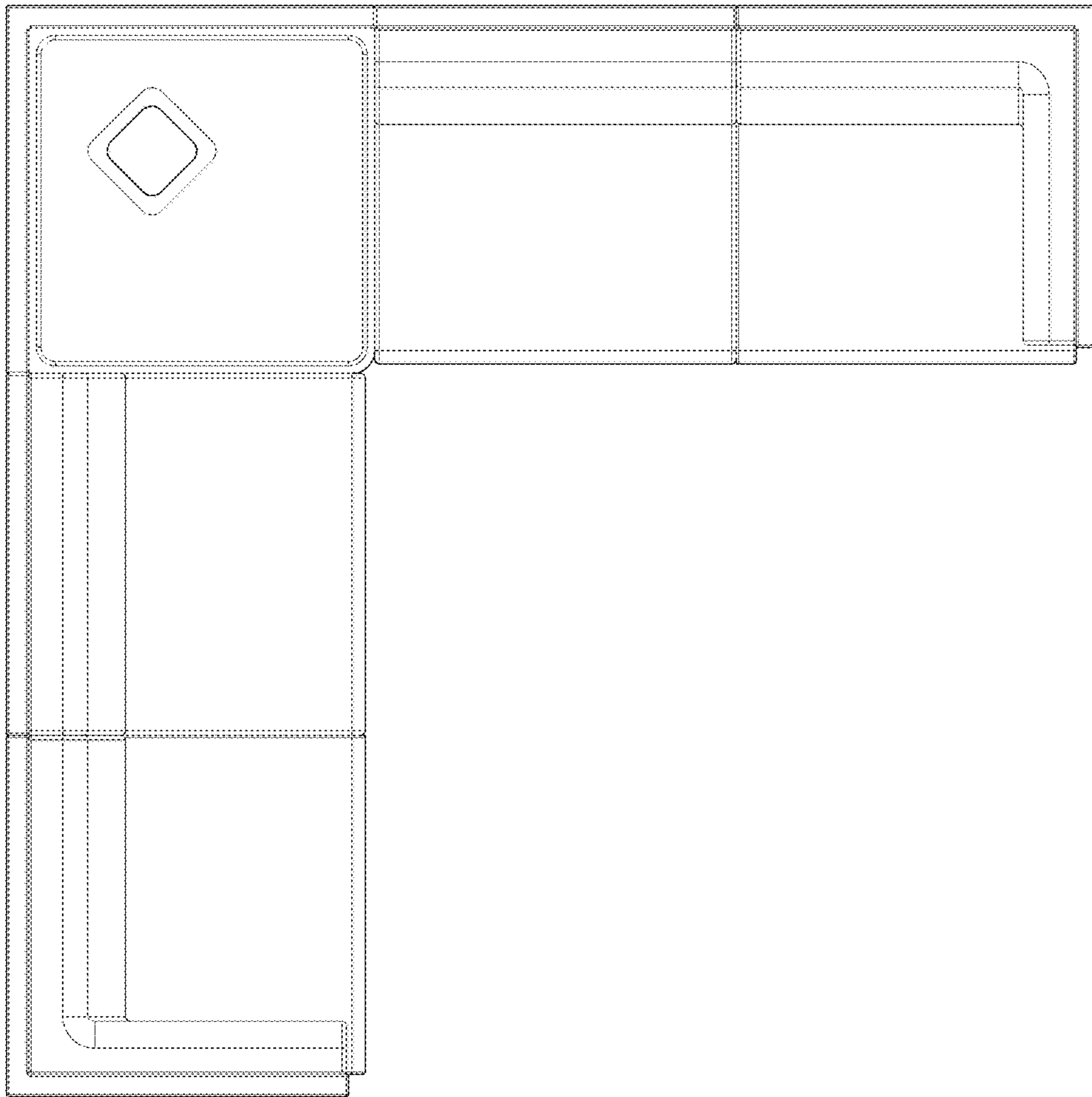


FIG. 7

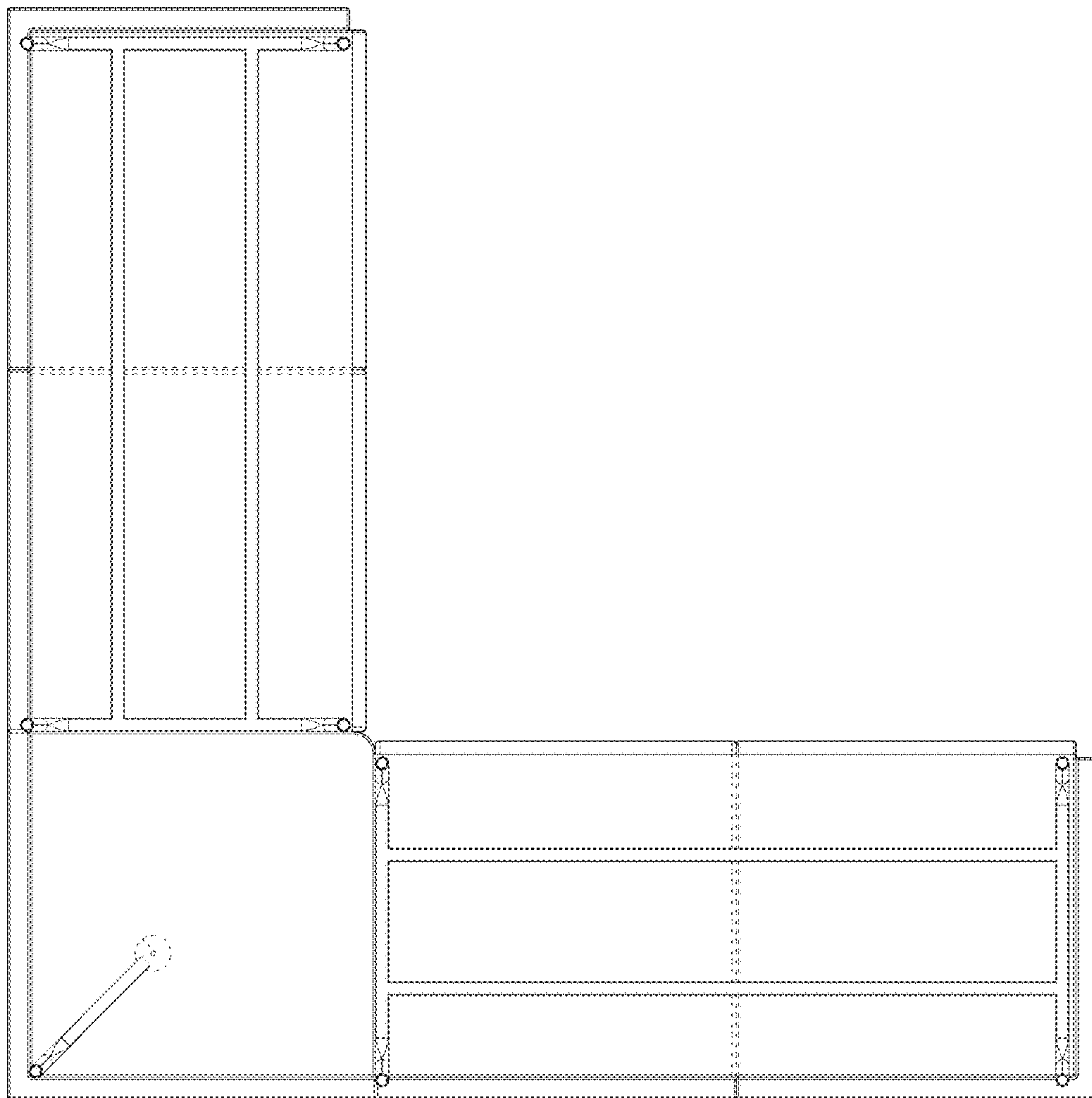


FIG. 8