



US00D787179S

(12) **United States Design Patent**
Dumas

(10) **Patent No.:** **US D787,179 S**

(45) **Date of Patent:** **** May 23, 2017**

- (54) **BAG**
- (71) Applicant: **Hermes Sellier (Societe Par Actions Simplifree)**, Paris (FR)
- (72) Inventor: **Pierre-Alexis Dumas**, Paris (FR)
- (73) Assignee: **Hermes Sellier (Societe Par Actions Simplifree)**, Paris (FR)
- (**) Term: **15 Years**
- (21) Appl. No.: **29/538,134**
- (22) Filed: **Sep. 1, 2015**
- (30) **Foreign Application Priority Data**

Mar. 5, 2015 (WO) DM/085757

- (51) **LOC (10) Cl.** **03-01**
- (52) **U.S. Cl.**
USPC **D3/243**

- (58) **Field of Classification Search**
USPC D3/215–217, 226, 227, 232–234,
D3/238–246, 254, 257, 270, 271.1, 271.9,
D3/272, 274–276, 291, 294, 299, 303,
D3/324, 326, 900, 902, 903
CPC A45C 1/00; A45C 3/06; A45C 2007/004;
A45C 3/08; A45C 7/00; A45C 9/10
See application file for complete search history.

(56) **References Cited**
U.S. PATENT DOCUMENTS

208,604	A *	10/1878	Jonas	A45C 9/00 206/267
924,681	A *	6/1909	Ludescher	A45C 3/06 150/112
1,063,031	A *	5/1913	Henry	A45C 3/08 150/105
D55,852	S *	7/1920	Fischer	D3/243
D142,852	S *	11/1945	Glick	D3/246

D151,438	S *	10/1948	Ewing	D3/234
D170,477	S *	9/1953	Pichel	D3/241
D170,532	S *	10/1953	Hommer	D3/242
D171,499	S *	2/1954	Hyman	D3/242
D175,075	S *	7/1955	Hursi	D3/242
D182,736	S *	5/1958	Murray	D3/237
D230,660	S *	3/1974	Hayes	D3/246
D270,042	S *	8/1983	Fisher	D9/430
D272,130	S *	1/1984	Miyazaki	D9/431
D381,504	S *	7/1997	Petto	D3/234
D540,033	S *	4/2007	Taniguchi	D3/238
D591,501	S *	5/2009	Perkowski	D3/234
D675,820	S *	2/2013	Campanella	D3/234
D696,859	S *	1/2014	Lucido	D3/232

(Continued)

Primary Examiner — Susan E Krakower
Assistant Examiner — Lisa A Grabenstetter
 (74) *Attorney, Agent, or Firm* — Foley & Lardner LLP

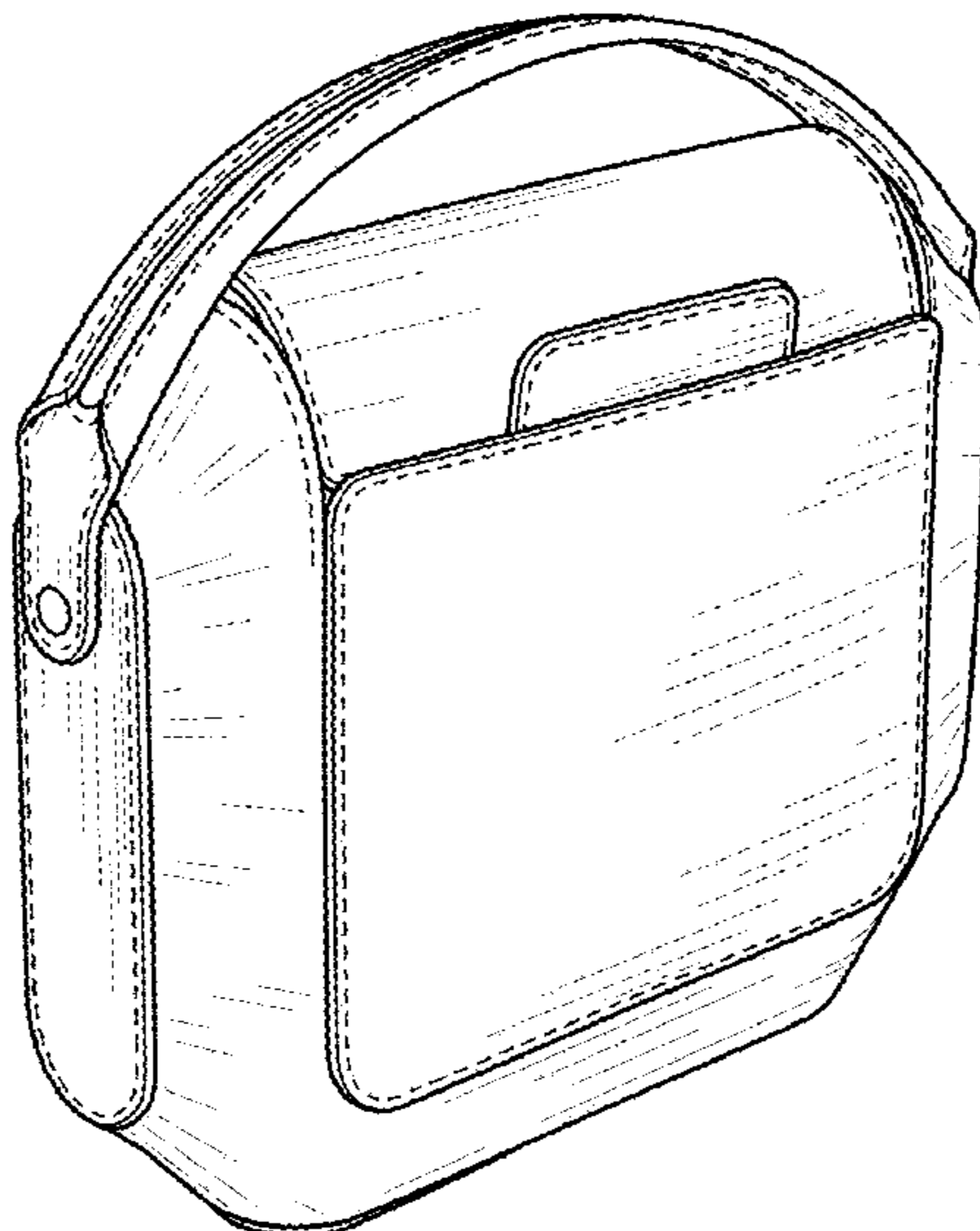
(57) **CLAIM**

I claim the ornamental design for a bag, as shown and described.

DESCRIPTION

FIG. 1 is a front perspective view of a bag of the claimed design;
 FIG. 2 is a front elevational view of the bag shown in FIG. 1;
 FIG. 3 is a rear elevational view of the bag shown in FIG. 1;
 FIG. 4 is a right side elevational view of the bag shown in FIG. 1;
 FIG. 5 is a left side view of the bag shown in FIG. 1;
 FIG. 6 is a top plan view of the bag shown in FIG. 1;
 FIG. 7 is a bottom plan view of the bag shown in FIG. 1; and,
 FIG. 8 is a front elevational view of the bag shown in FIG. 1 with the handle in an alternate configuration.
 The dashed lines in the figures represent stitching and are part of the claimed design.

1 Claim, 8 Drawing Sheets



(56)

References Cited

U.S. PATENT DOCUMENTS

D712,138 S * 9/2014 Kao D3/232
D715,540 S * 10/2014 Ghisellini D3/232

* cited by examiner

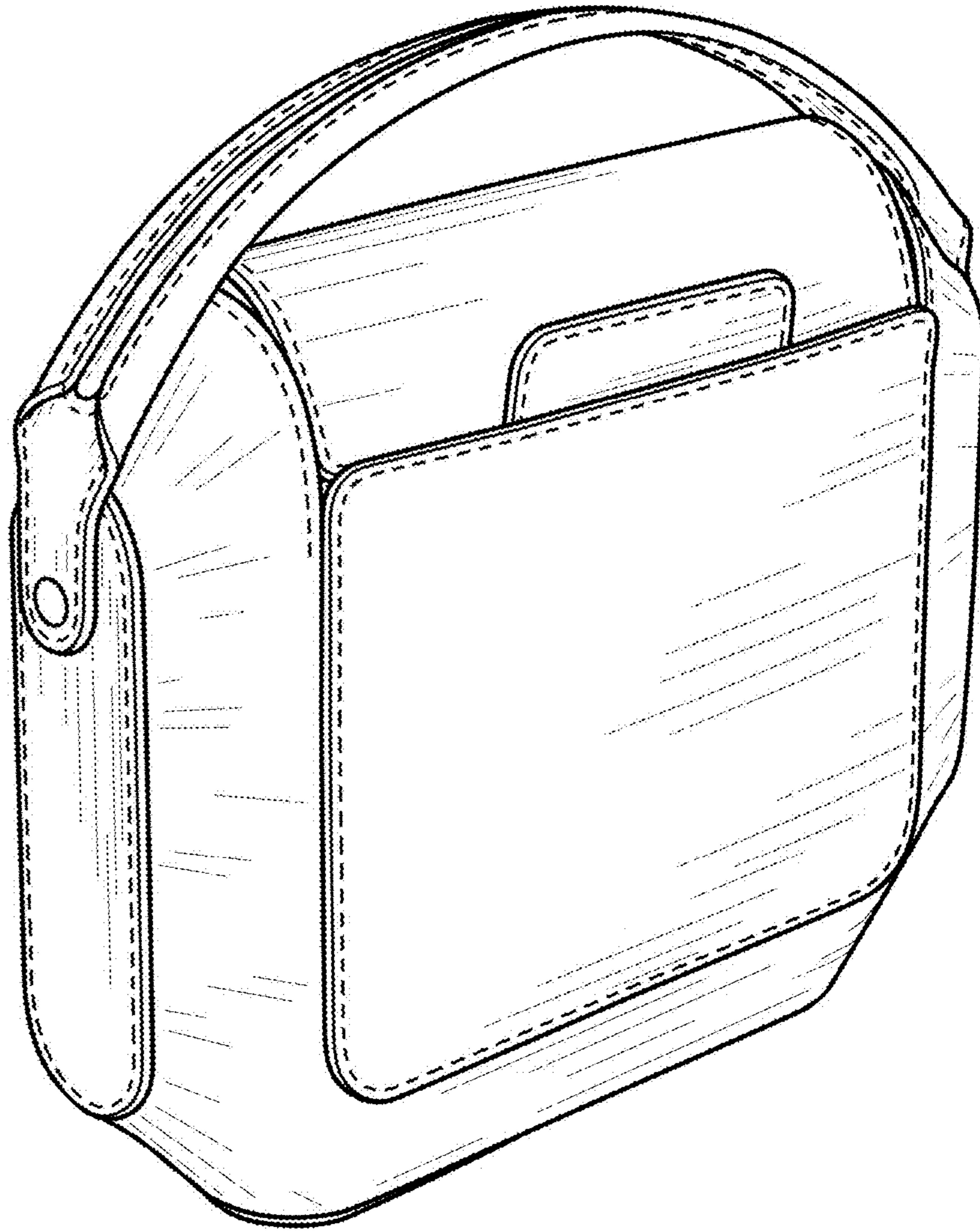


FIG. 1

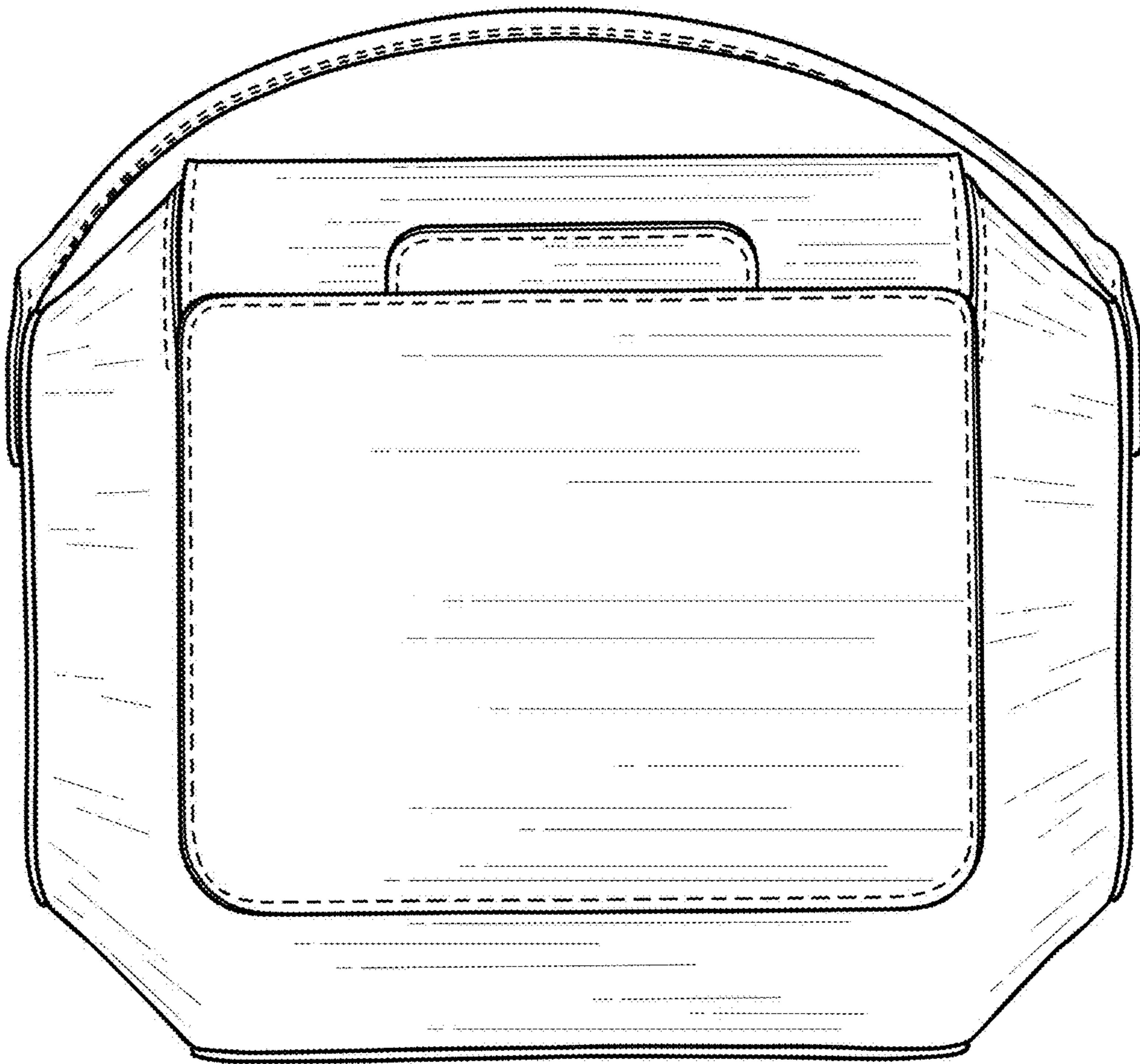


FIG. 2

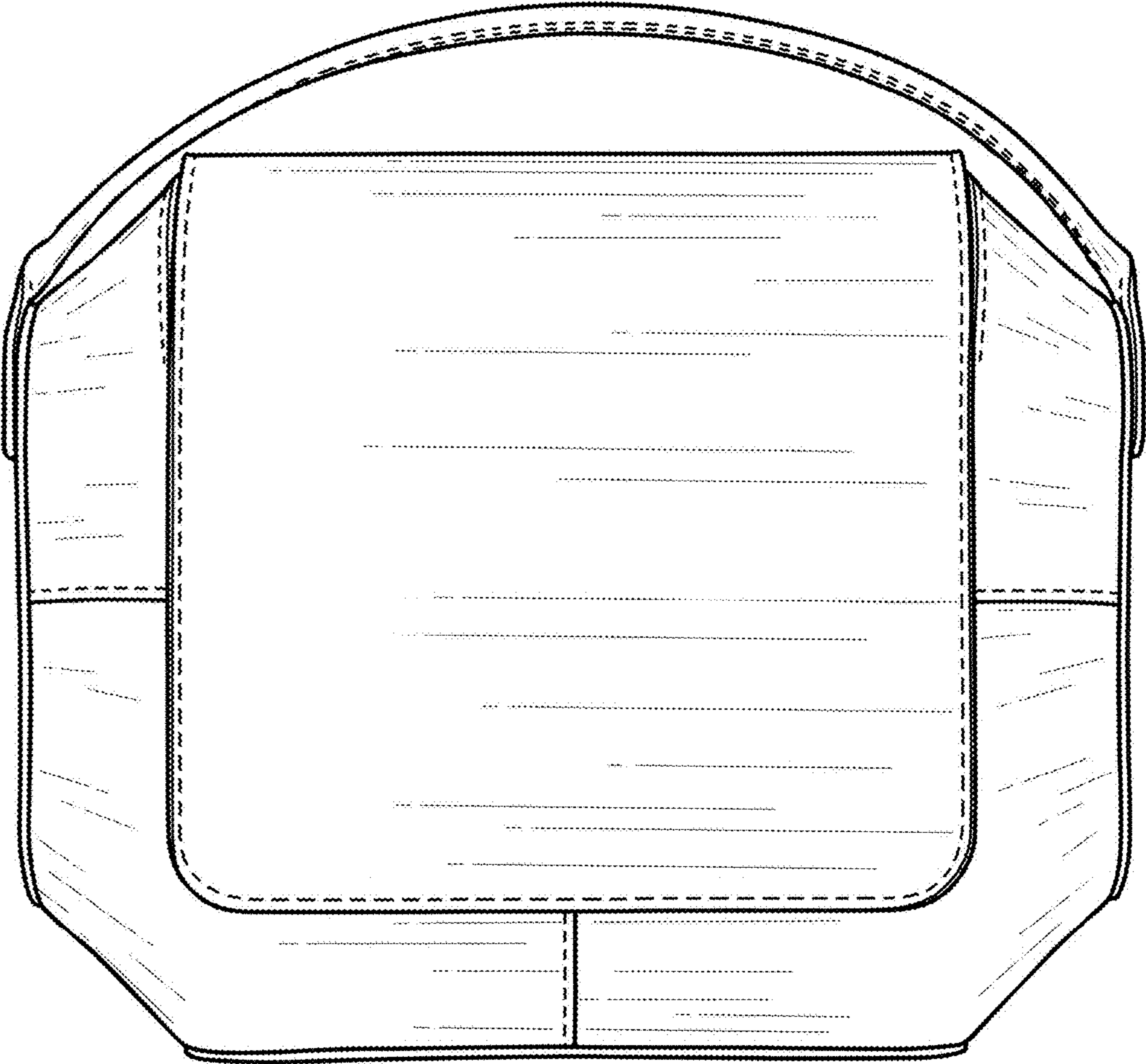


FIG. 3

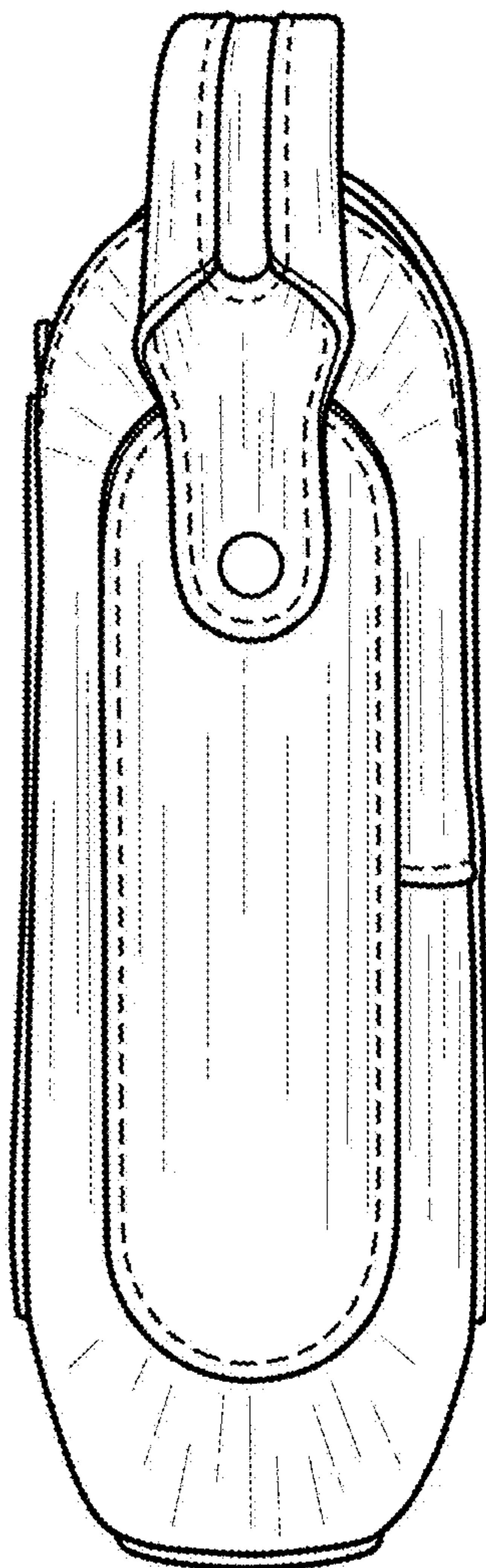


FIG. 4

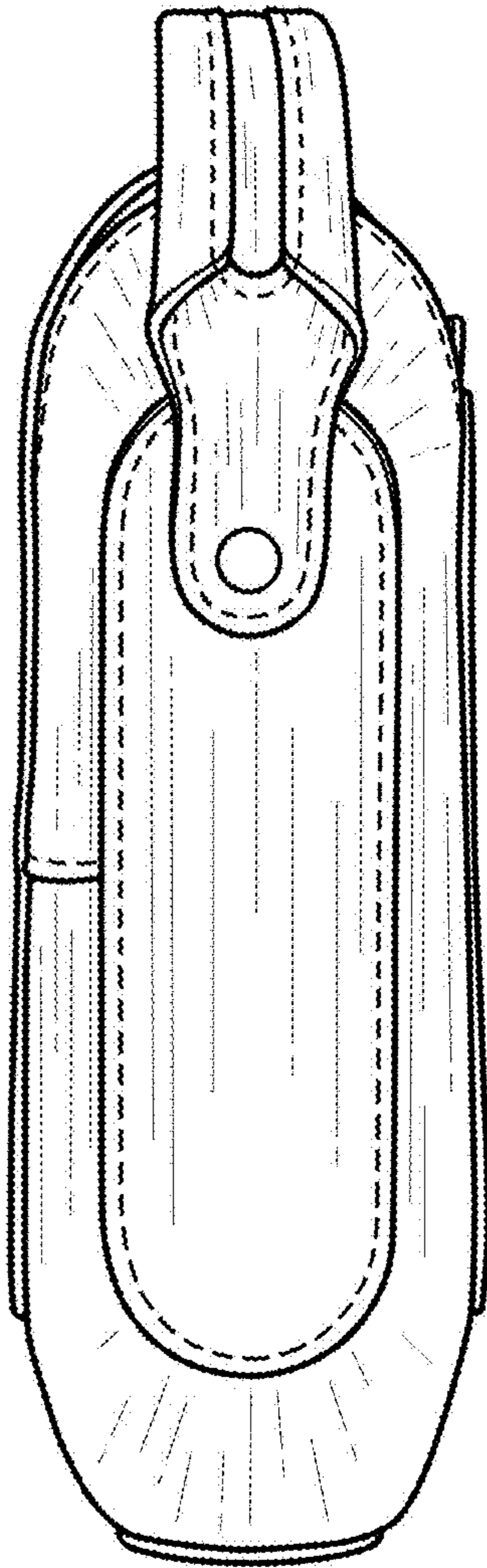


FIG. 5




FIG. 6

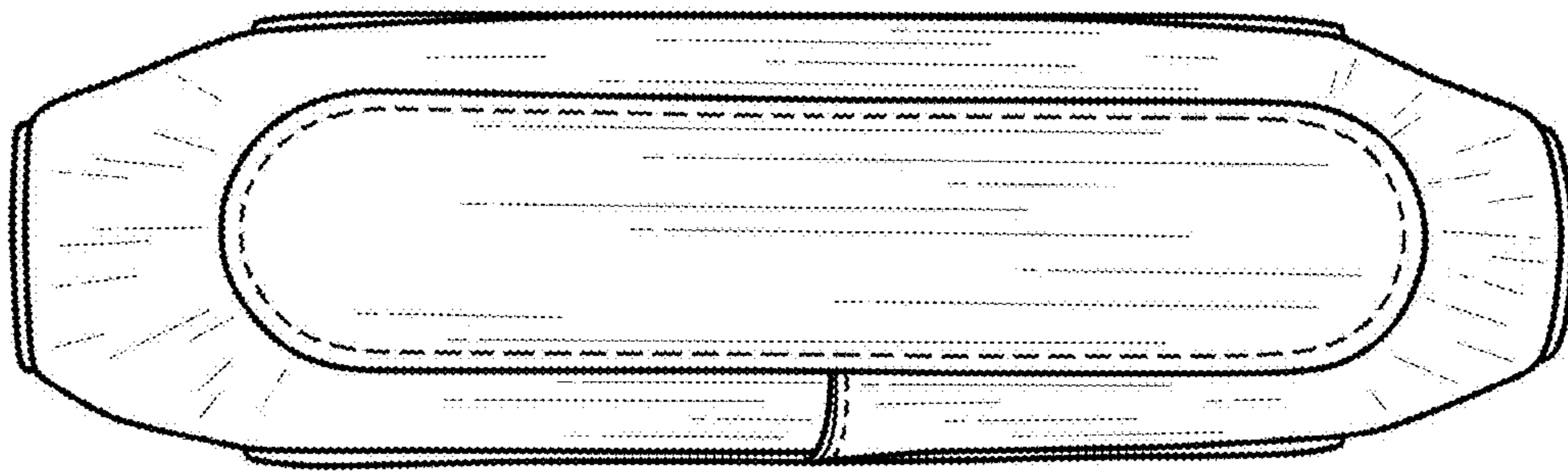


FIG. 7




FIG. 8