



US00D787166S

(12) **United States Design Patent** (10) **Patent No.:** **US D787,166 S**  
**Doak** (45) **Date of Patent:** **\*\* May 23, 2017**

(54) SANDAL	D275,145 S * 8/1984 Glatz ..... D2/916
	D276,119 S 10/1984 Heweston
(71) Applicant: <b>SummerSkates Limited</b> , Newmarket (CA)	4,540,611 A 9/1985 Henderson
	D287,305 S 12/1986 Brown
(72) Inventor: <b>Myles Doak</b> , Newmarket (CA)	D292,441 S * 10/1987 Gamm ..... D2/905
	4,745,776 A 5/1988 Clark
(73) Assignee: <b>SUMMERSKATES LIMITED</b> , New Market, Ontario (CA)	4,771,911 A 9/1988 Morony et al.
	D301,821 S 6/1989 Bartolo
	D332,687 S * 1/1993 Altman ..... D2/897
	5,316,141 A 5/1994 Jalomo
	(Continued)

(\*\*) Term: **15 Years**

(21) Appl. No.: **29/578,151**

(22) Filed: **Sep. 19, 2016**

**Related U.S. Application Data**

(62) Division of application No. 29/486,824, filed on Apr. 2, 2014, now Pat. No. Des. 766,554.

(30) **Foreign Application Priority Data**

Mar. 21, 2014 (CA) ..... 155695

(51) **LOC (10) Cl.** ..... **02-04**

(52) **U.S. Cl.**  
USPC ..... **D2/916; D2/919**

(58) **Field of Classification Search**  
USPC ..... D02/897, 898, 900, 916, 917, 919, 946,  
D02/969, 972  
CPC .. A43B 3/12; A43B 3/10; A43B 3/128; A43B  
3/00  
See application file for complete search history.

(56) **References Cited**

**U.S. PATENT DOCUMENTS**

3,285,455 A	11/1966	Pewitt	
RE29,041 E	11/1976	Fukuoka	
D253,919 S *	1/1980	Sweeny	..... D2/922
4,344,303 A	8/1982	Kelly et al.	
4,383,422 A	5/1983	Gordon et al.	

**OTHER PUBLICATIONS**

Photograph made available online on www.twitter.com on Mar. 26, 2014. 1 page.

*Primary Examiner* — Holly Baynham

*Assistant Examiner* — Rashida C Walshon

(74) *Attorney, Agent, or Firm* — Faegre Baker Daniels LLP

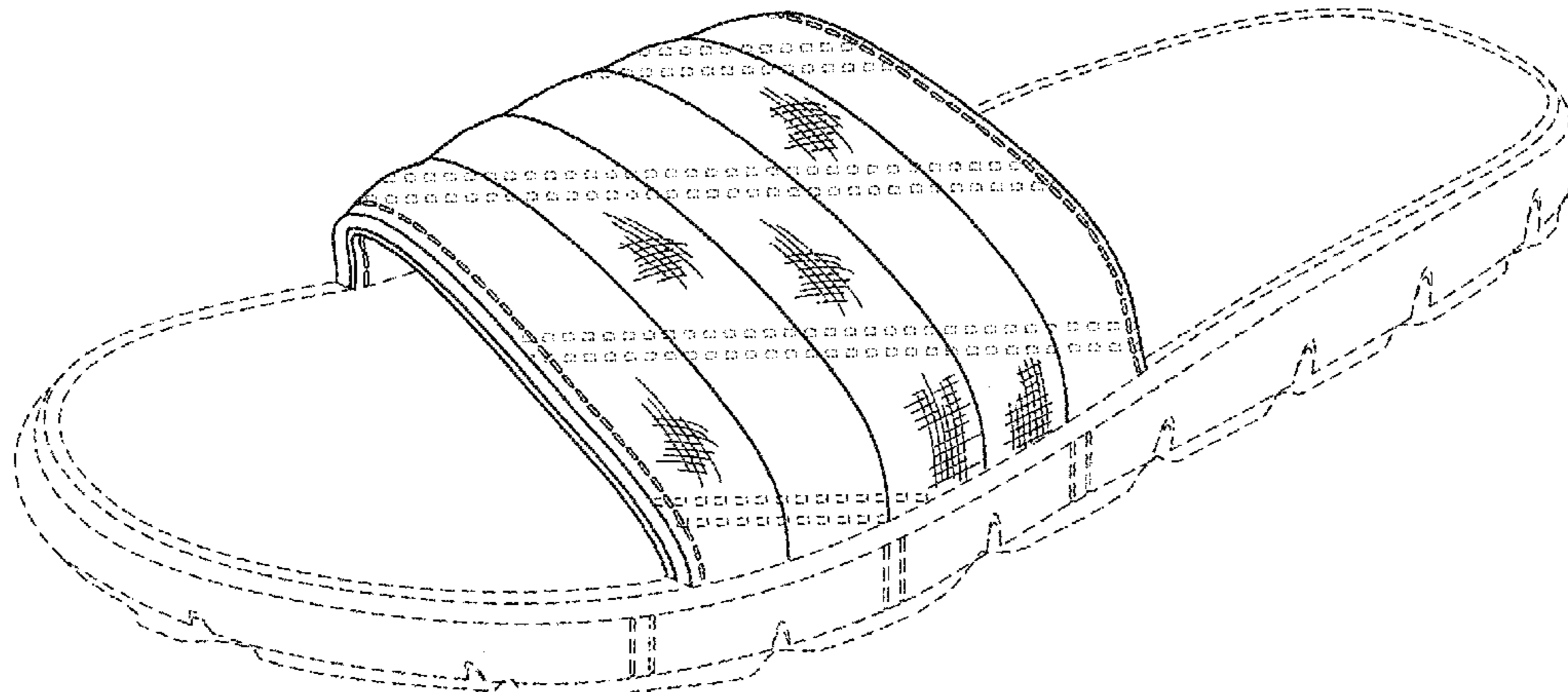
(57) **CLAIM**

The ornamental design for a sandal, as shown and described.

**DESCRIPTION**

FIG. 1 is a perspective view of a first embodiment of the sandal;  
FIG. 2 is a top plan view of the sandal from FIG. 1;  
FIG. 3 is a bottom plan view of the sandal from FIG. 1;  
FIG. 4 is a front plan view of the sandal from FIG. 1;  
FIG. 5 is a rear plan view of the sandal from FIG. 1;  
FIG. 6 is a first side plan view of the sandal from FIG. 1; and,  
FIG. 7 is a second side plan view of the sandal from FIG. 1.  
The dotted lines illustrating the squares on the sandal upper and the dashed lines illustrating the sole do not form any part of the claimed design. Further, the dashed lines immediately adjacent the solid-line portions of the sandal form the boundary and are not part of the claimed design.

**1 Claim, 5 Drawing Sheets**



(56)

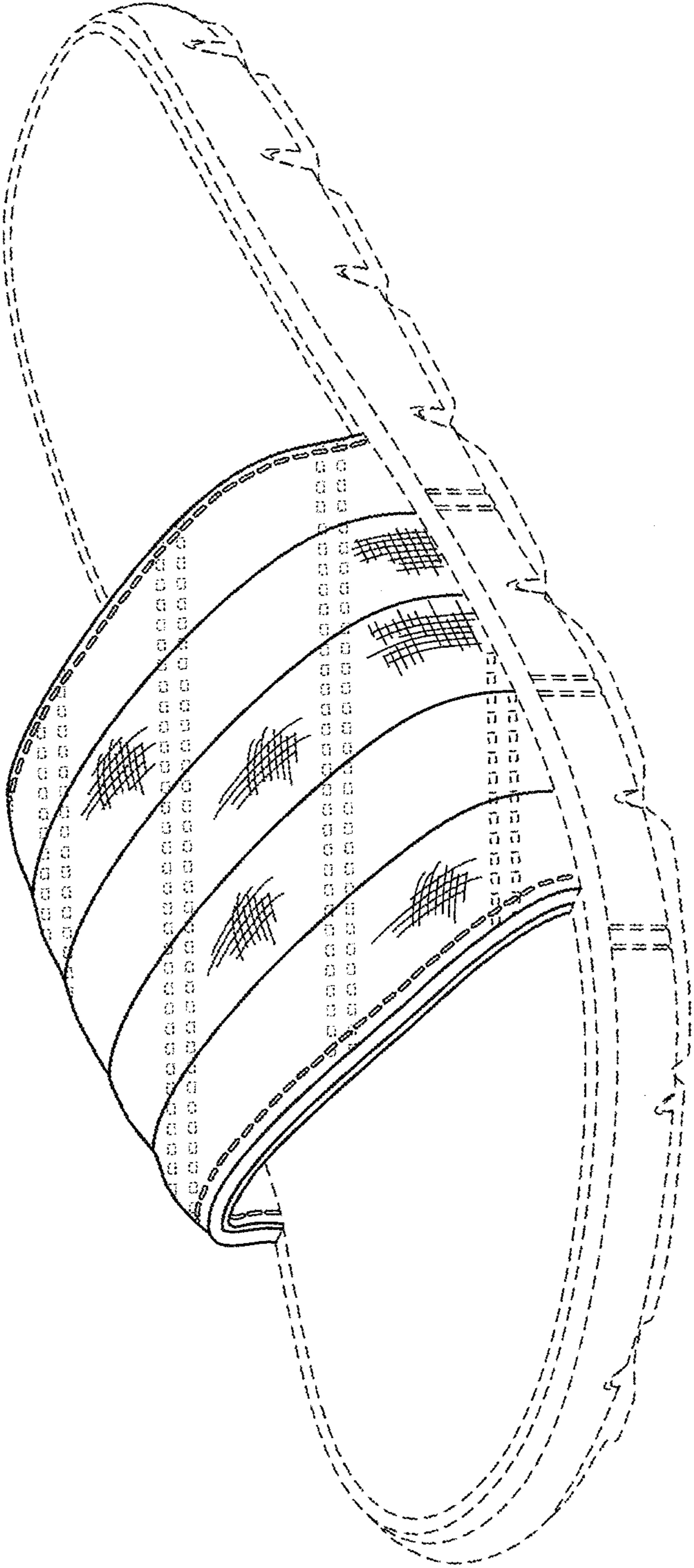
**References Cited**

U.S. PATENT DOCUMENTS

D424,790	S	*	5/2000	Greenberg	.....	D2/916
6,059,140	A		5/2000	Hicks		
D442,833	S		5/2001	Shuman		
D446,919	S	*	8/2001	Lamprou	.....	D2/916
6,357,253	B1		3/2002	Condy		
D455,052	S		4/2002	Gullickson et al.		
D485,972	S		2/2004	Magro		
D495,474	S		9/2004	Dal Magro et al.		
D499,235	S		12/2004	Dal Magro et al.		
D534,340	S		1/2007	Belley et al.		
D535,090	S		1/2007	Belley et al.		
D543,345	S		5/2007	Andersen et al.		
D562,535	S	*	2/2008	Giorgio	.....	D2/916
D576,390	S		9/2008	Del Biondi et al.		
D589,757	S		4/2009	Mancha et al.		
D614,836	S	*	5/2010	Kay	.....	D2/914
D650,155	S		12/2011	Liow		
D659,384	S		5/2012	January		
D675,880	S		2/2013	Welch		
D680,323	S		4/2013	Phillips et al.		
D691,368	S		10/2013	Curran-Blaney et al.		
D697,709	S		1/2014	Klüsener		
D727,688	S		4/2015	Hewitt et al.		
9,210,965	B2	*	12/2015	O'Connor	.....	A43B 3/108
D752,397	S		3/2016	Seiders et al.		
D766,554	S		9/2016	Doak		
2001/0027979	A1		10/2001	Canfield		
2008/0017654	A1		1/2008	Chu		

\* cited by examiner

Fig. 1



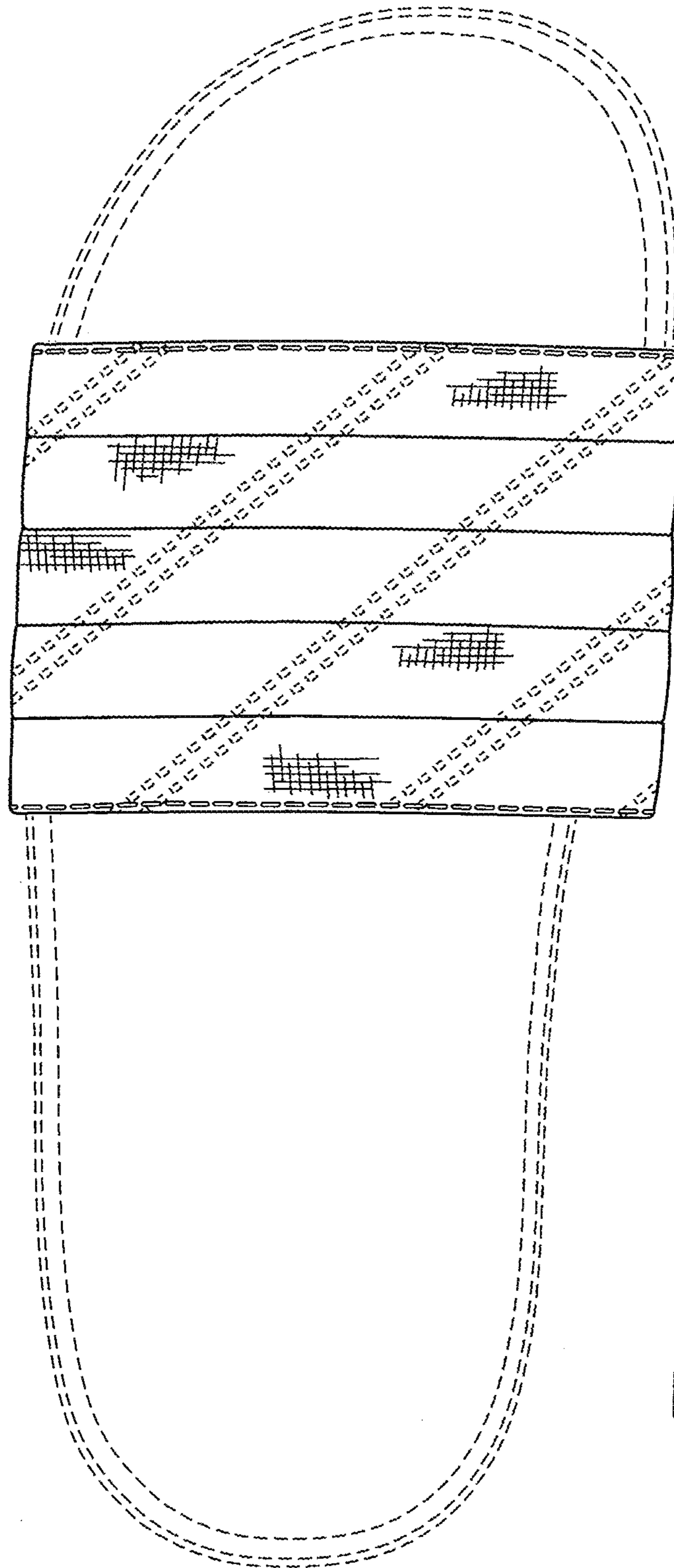


Fig. 2

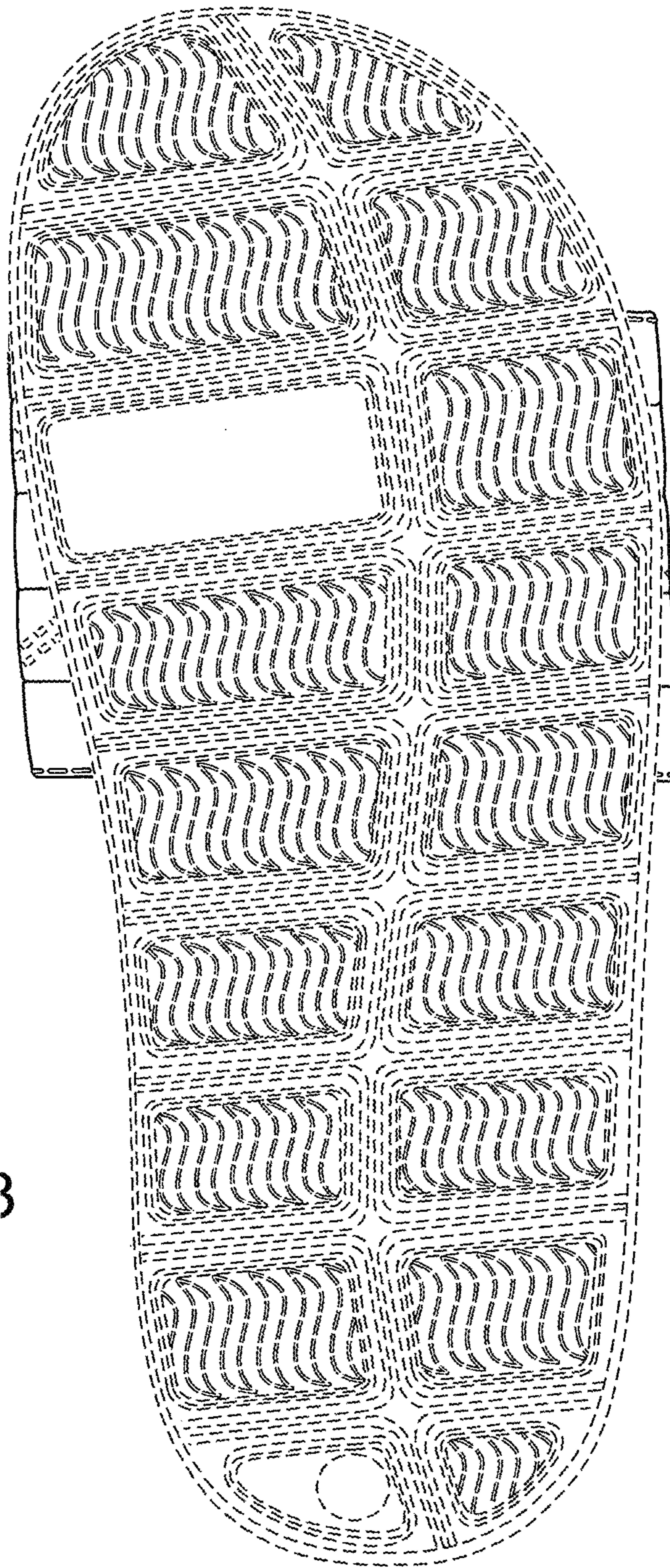


Fig. 3

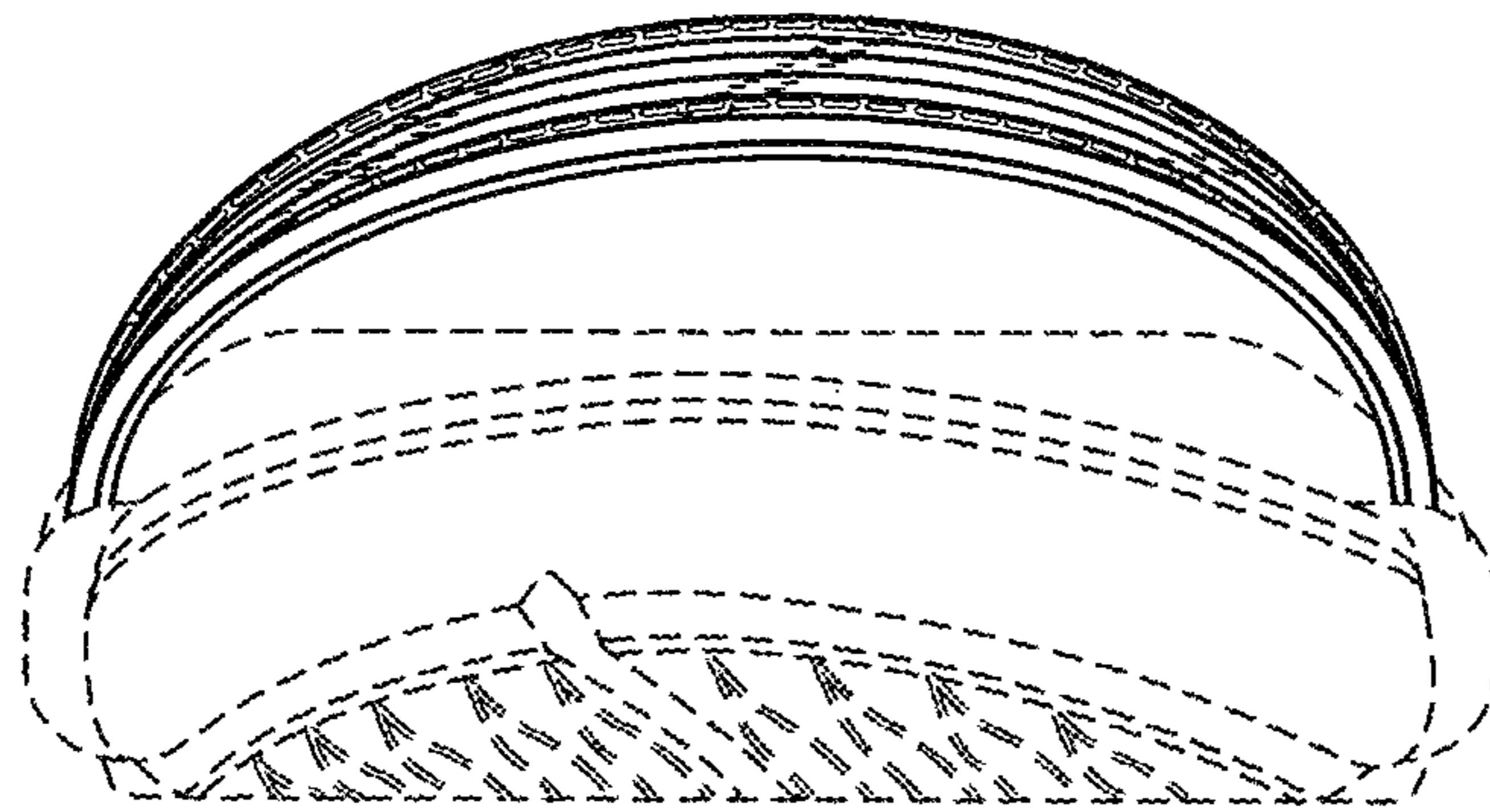


Fig. 4

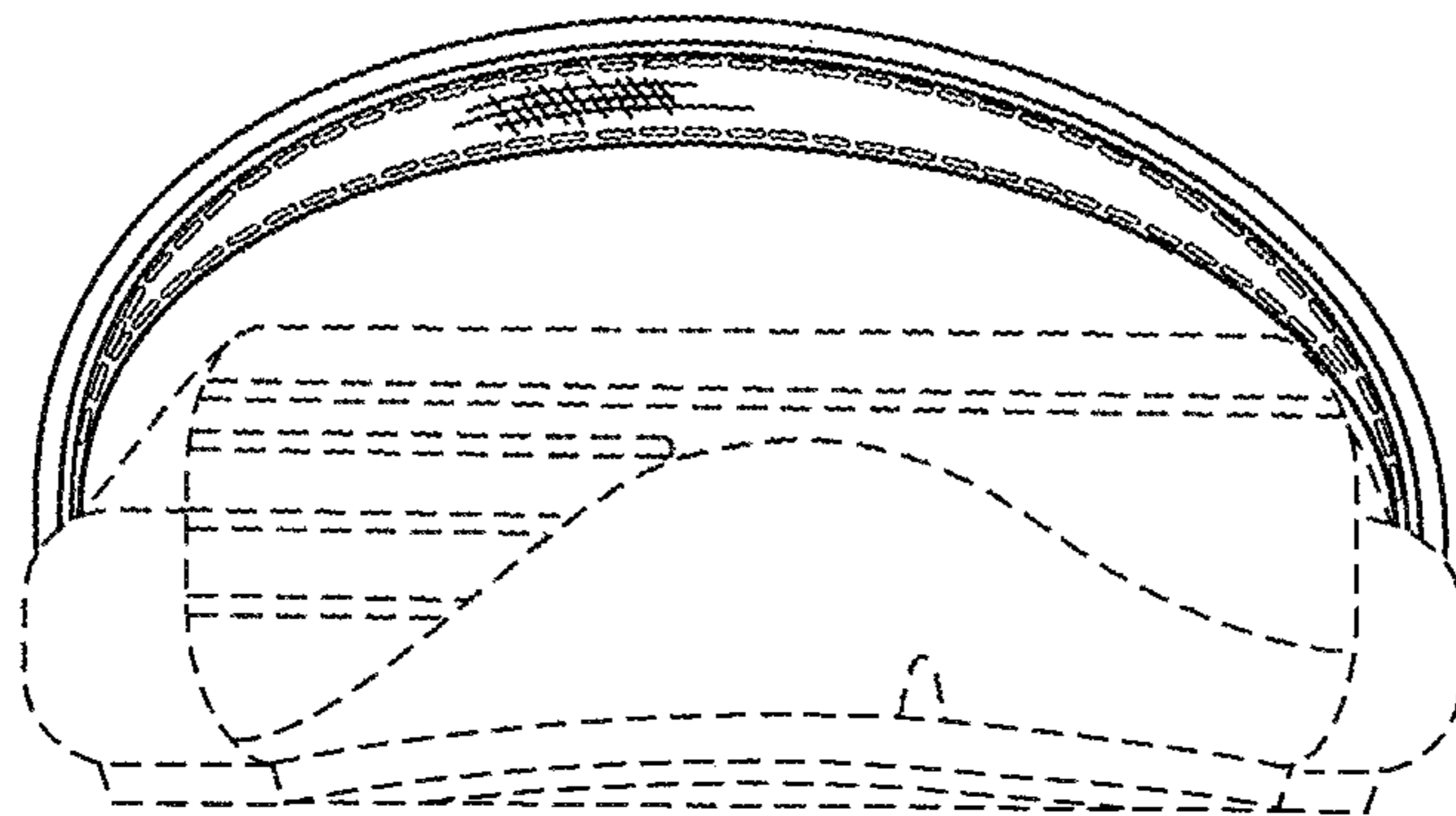


Fig. 5

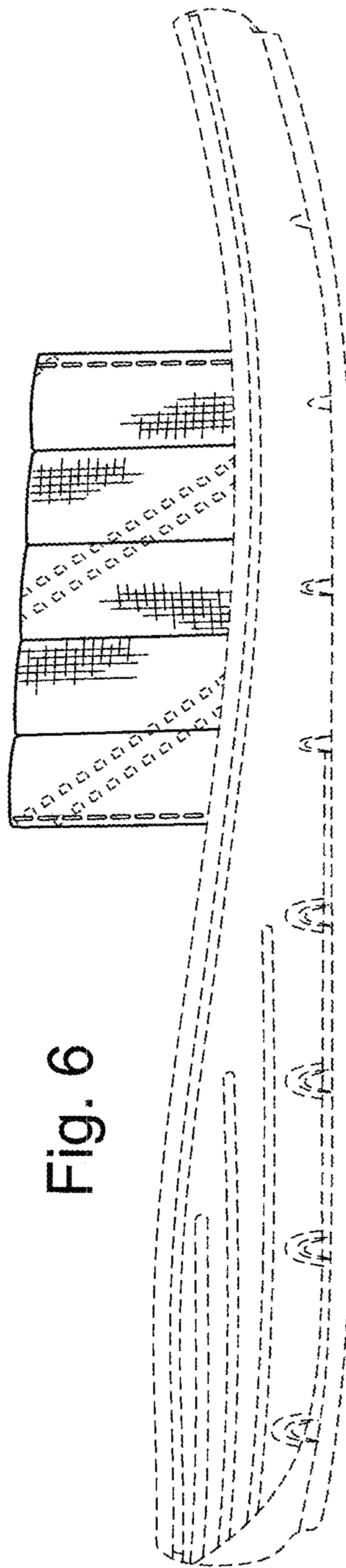


Fig. 6

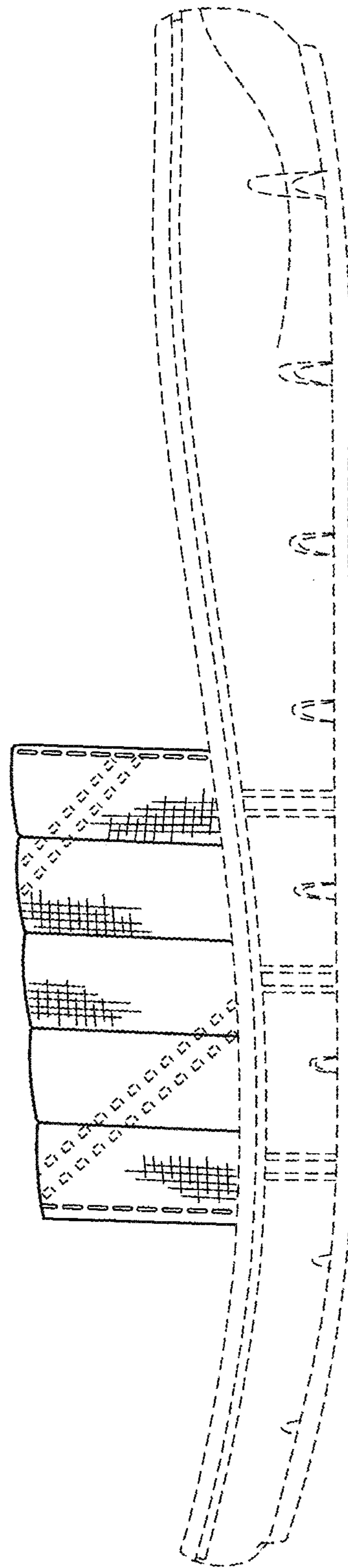


Fig. 7