



US00D787156S

(12) **United States Design Patent** (10) **Patent No.:** **US D787,156 S**
Yoo (45) **Date of Patent:** **** May 23, 2017**

- (54) **PANTS**
- (71) Applicant: **NIKE, Inc.**, Beaverton, OR (US)
- (72) Inventor: **James Yoo**, Beaverton, OR (US)
- (73) Assignee: **NIKE, Inc.**, Beaverton, OR (US)
- (**) Term: **15 Years**
- (21) Appl. No.: **29/554,679**
- (22) Filed: **Feb. 12, 2016**
- (51) **LOC (10) Cl.** **02-02**
- (52) **U.S. Cl.**
USPC **D2/742**
- (58) **Field of Classification Search**
USPC D2/742, 731, 748, 738, 743, 747, 745;
D21/683, 772, 804
CPC A63B 71/1225; A41D 13/065; A41D 1/06;
A41D 1/08
See application file for complete search history.

D753,899 S * 4/2016 Yoo D2/731
 2012/0216327 A1 * 8/2012 Turner A41D 13/0156
 2016/0021942 A1 * 1/2016 Vauge-Lalanne .. A41D 13/0015
 2/69
 2/401

* cited by examiner

Primary Examiner — Robin V Webster
Assistant Examiner — James Thorn, Sr.
 (74) *Attorney, Agent, or Firm* — Shook, Hardy & Bacon
 L.L.P.

(57) **CLAIM**

The ornamental design for pants, as shown and described.

DESCRIPTION

FIG. 1 is a left front perspective view of the pants according to the present design;
 FIG. 2 is a front view thereof;
 FIG. 3 is a left side view thereof;
 FIG. 4 is a right side view thereof; and,
 FIG. 5 is a back view thereof.

The evenly spaced broken lines shown in the drawings are directed to environment, are for informational purposes only, and form no part of the claimed design.

The long and short broken lines are boundary lines, which define some bounds of the claimed design. These boundaries do not exist in reality in the article embodying the design. It is understood that the claimed design extends to these boundaries but does not include the boundaries.

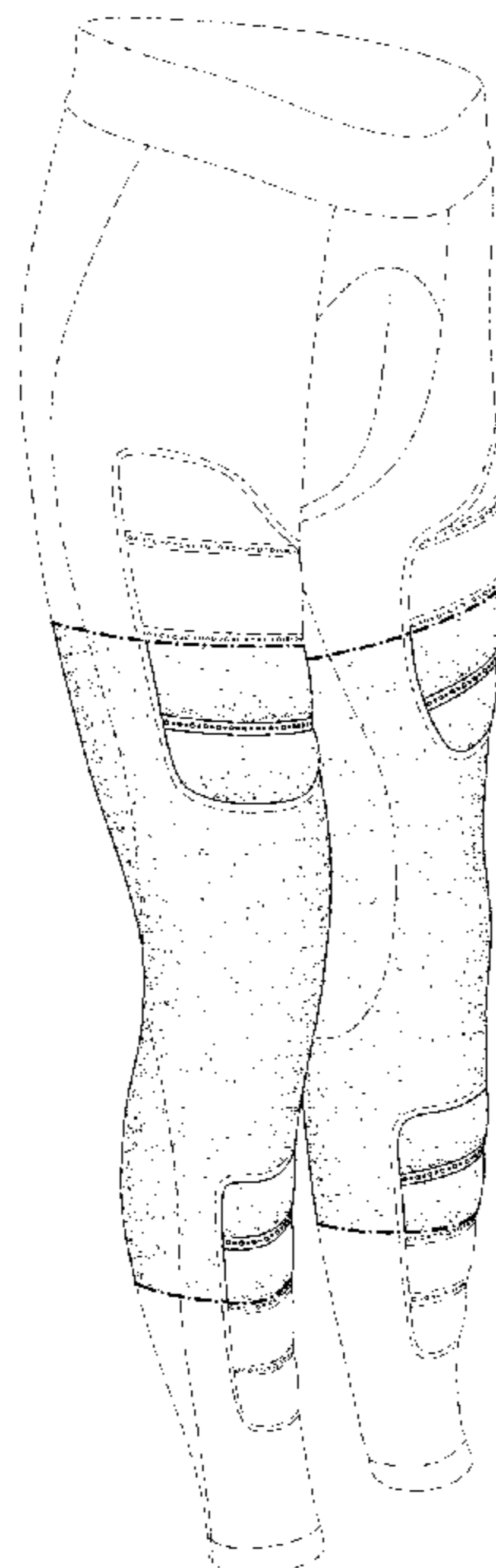
The surface shading on the claimed portion is provided only to indicate the character and/or any contour or curvature of the surfaces. It does not indicate color, texture, markings that actually exist thereon, indicia, graphic representations, surface treatment, or any other ornamentation applied to the article.

(56) **References Cited**

U.S. PATENT DOCUMENTS

D268,142 S *	3/1983	Livernois	D2/742
D532,958 S *	12/2006	Kent	A41D 1/086
				D2/742
D622,480 S *	8/2010	Chionna	D2/742
D641,127 S *	7/2011	Zarabi	D2/701
D641,539 S *	7/2011	Zarabi	D2/701
D683,107 S *	5/2013	McLaren	D2/742
D703,920 S *	5/2014	Tanaka	D2/738
D730,016 S *	5/2015	Murphy	D2/738
D746,545 S *	1/2016	Kositchiranant	D2/742
D750,348 S *	3/2016	Hammer	D2/742
D750,869 S *	3/2016	Kositchiranant	D2/742
D753,897 S *	4/2016	Yoo	D2/742
D753,898 S *	4/2016	Yoo	D2/731

1 Claim, 8 Drawing Sheets



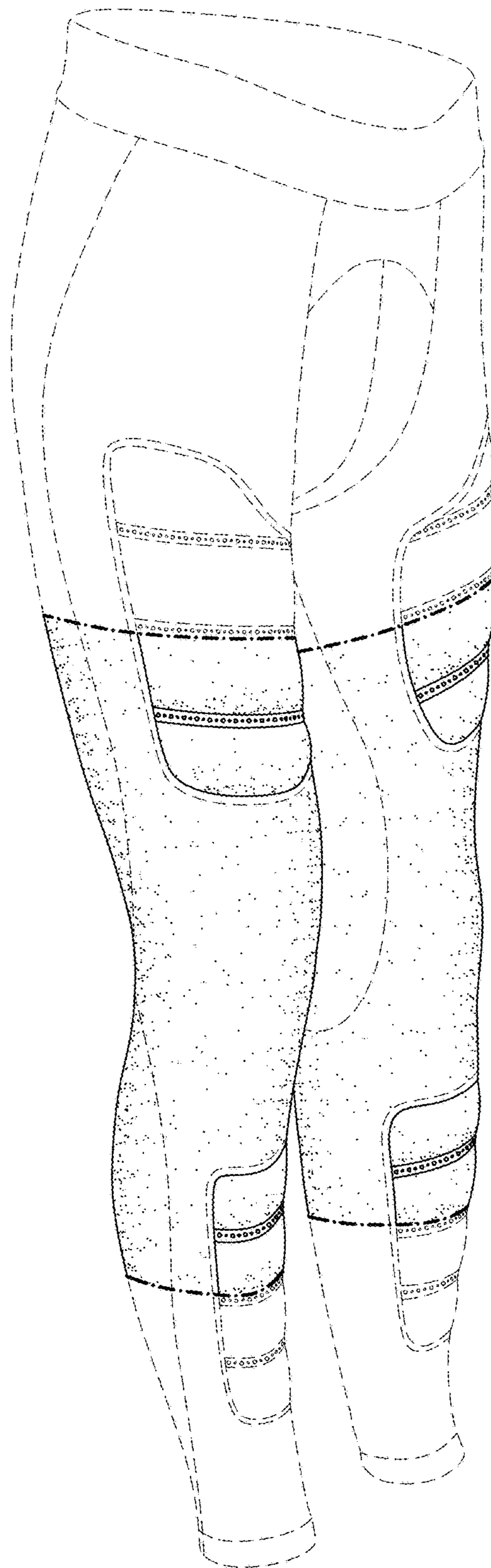


FIG. 1

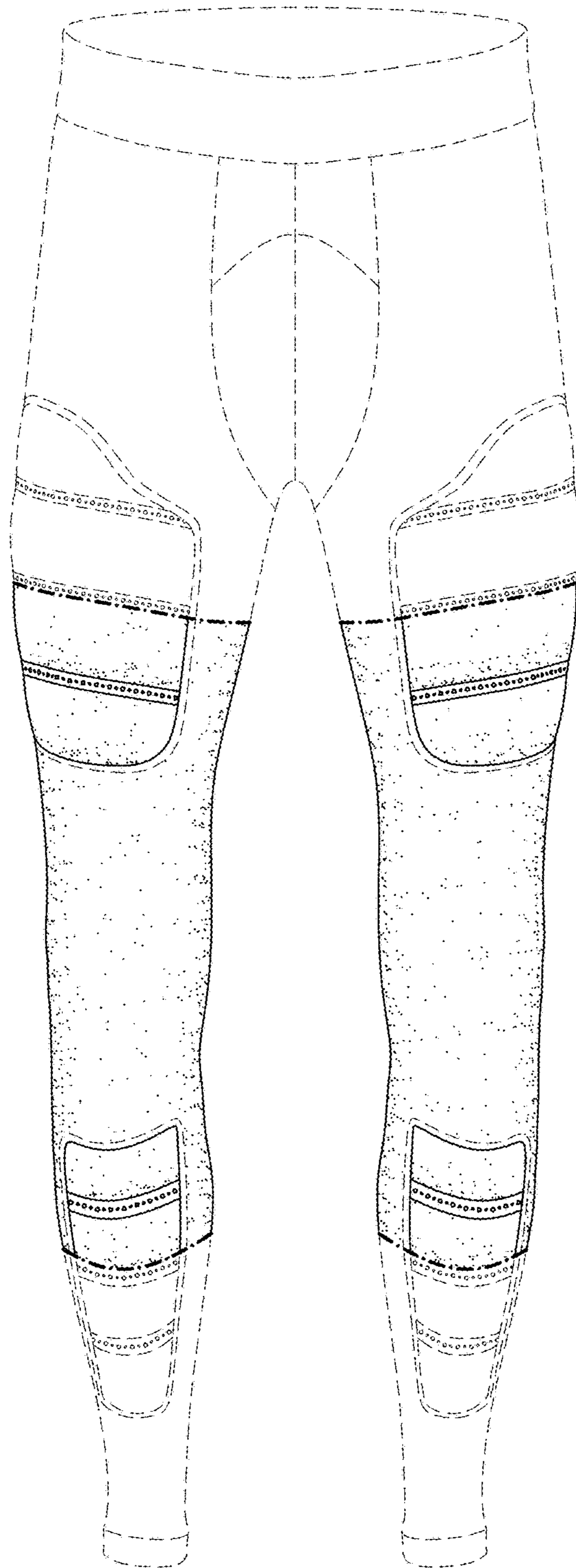


FIG. 2

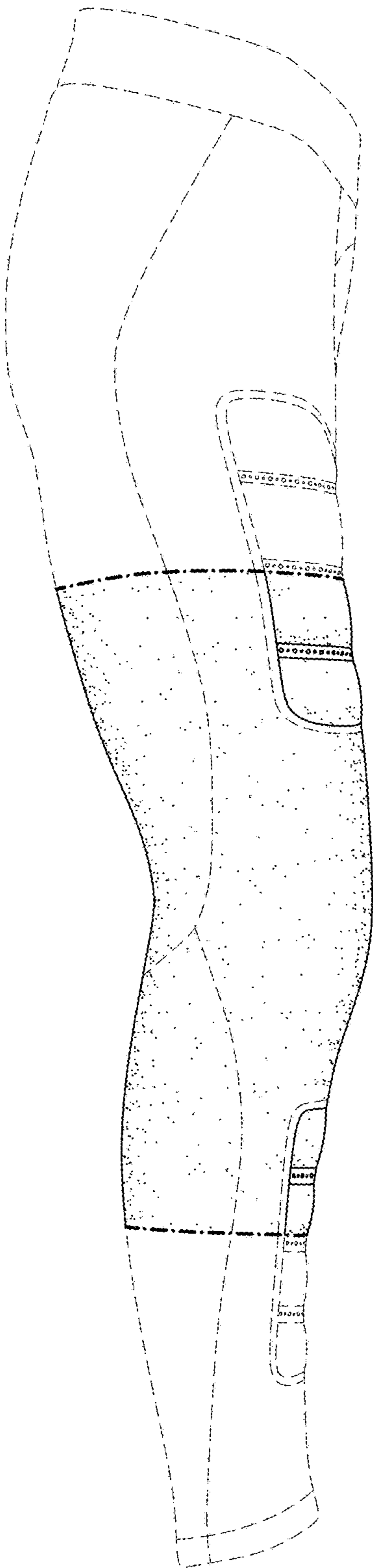


FIG. 3

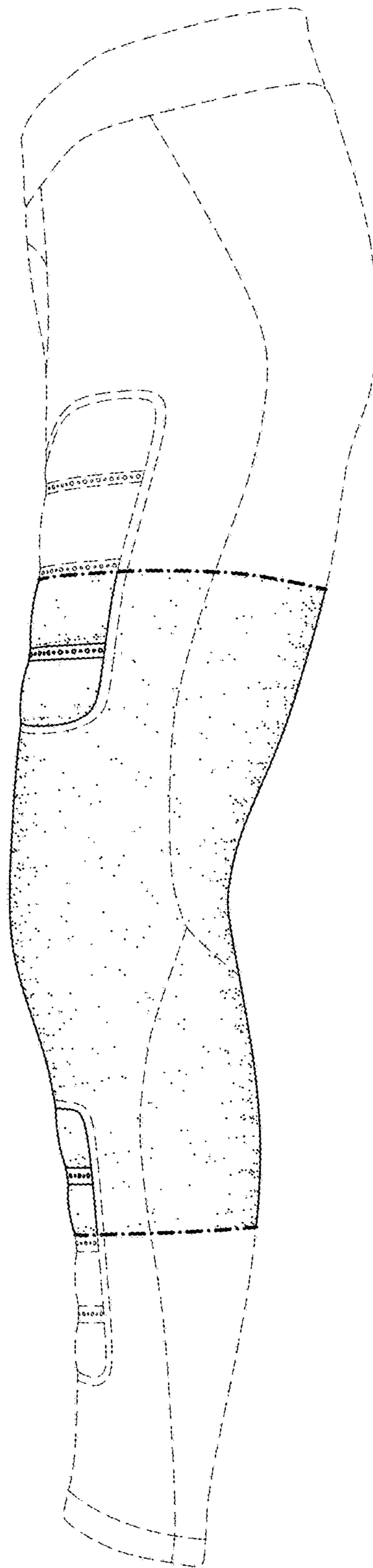


FIG. 4

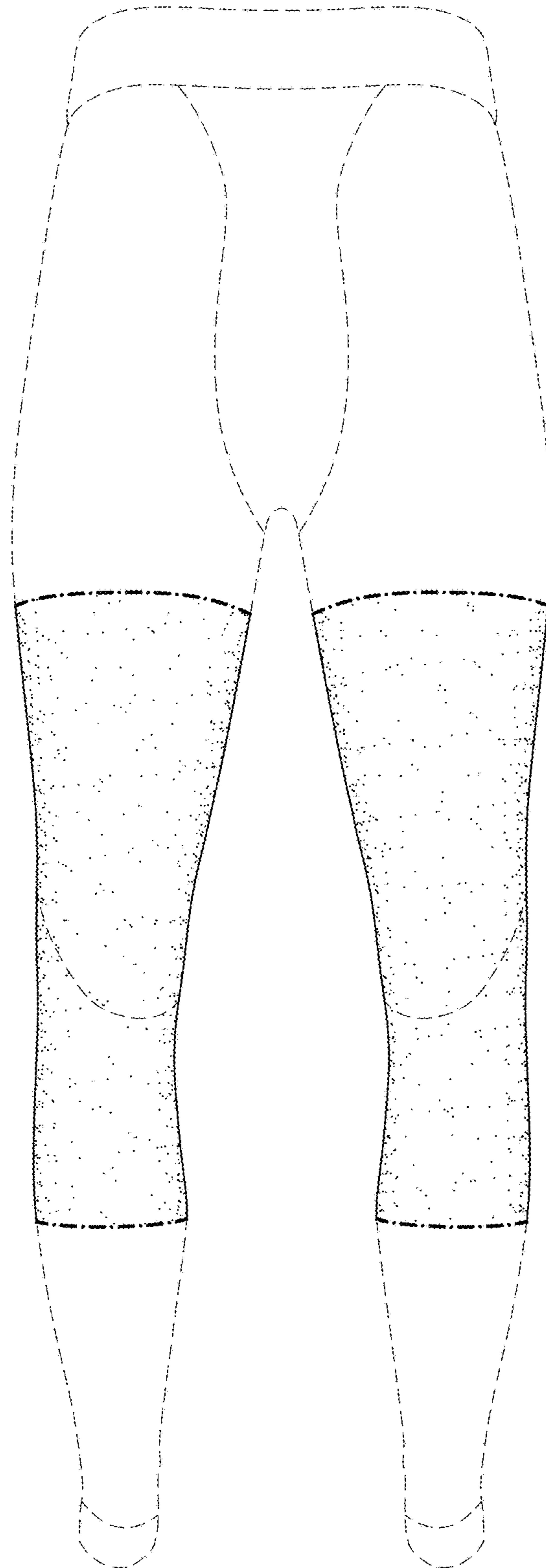


FIG. 5



FIG. 6



FIG. 7



FIG. 8



FIG. 9

UNITED STATES PATENT AND TRADEMARK OFFICE
CERTIFICATE OF CORRECTION

PATENT NO. : D787,156 S
APPLICATION NO. : 29/554679
DATED : May 23, 2017
INVENTOR(S) : James Yoo

Page 1 of 1

It is certified that error appears in the above-identified patent and that said Letters Patent is hereby corrected as shown below:

On the Title Page

In the Description:

Line 5: "thereof; and," should read --thereof; and--.

Signed and Sealed this
Eighth Day of August, 2017



Joseph Matal
*Performing the Functions and Duties of the
Under Secretary of Commerce for Intellectual Property and
Director of the United States Patent and Trademark Office*