



US00D787153S

(12) **United States Design Patent**  
**Solsona et al.**

(10) **Patent No.:** **US D787,153 S**

(45) **Date of Patent:** **\*\* May 23, 2017**

(54) **WRIST GAITER WITH ADJUSTMENT CHANNEL**

(71) Applicants: **Suzanne Marie Solsona**, North Vancouver (CA); **Javier Solsona**, North Vancouver (CA)

(72) Inventors: **Suzanne Marie Solsona**, North Vancouver (CA); **Javier Solsona**, North Vancouver (CA)

(\*\*) Term: **15 Years**

(21) Appl. No.: **29/548,036**

(22) Filed: **Dec. 10, 2015**

(51) **LOC (10) Cl.** ..... **02-06**

(52) **U.S. Cl.**  
USPC ..... **D2/610**

(58) **Field of Classification Search**  
USPC ..... D2/610–623, 158, 909; D29/113–116, D29/116.2, 117.1, 117.2, 118, 119, 123; D30/158; D24/211; D28/63  
CPC ..... A41D 19/00; A41D 13/08; A41D 13/081; A63B 7/14  
See application file for complete search history.

(56) **References Cited**

**U.S. PATENT DOCUMENTS**

D14,580 S *	1/1884	Jennings	.....	D2/610
D14,581 S *	1/1884	Jennings	.....	D2/610
1,280,421 A *	10/1918	Diem	.....	A41D 19/01 2/158
1,296,430 A *	3/1919	Riley	.....	A41D 13/08 2/126
D249,398 S *	9/1978	Stewart	.....	D2/901
6,430,744 B1 *	8/2002	Redman	.....	A41D 13/08 2/16
6,449,772 B1 *	9/2002	Donner	.....	A41D 13/088 2/16

7,200,870 B1 *	4/2007	Kolk	.....	A41D 13/08 2/16
D549,885 S *	8/2007	Van Trojen	.....	D29/120.1
D562,502 S *	2/2008	Van Trojen	.....	D29/120.1
D599,961 S *	9/2009	Arshadi	.....	D29/122
D610,776 S *	3/2010	Walker	.....	D2/622
D617,502 S *	6/2010	Chalk	.....	D29/120.1
D652,172 S *	1/2012	Todd	.....	D29/120.1
D663,850 S *	7/2012	Joseph	.....	D24/190
D766,450 S *	9/2016	Higgins	.....	D24/190

**OTHER PUBLICATIONS**

Wrist Gaiter—Ascent—Teal. [online] Published date unknown. Retrieved on Oct. 4, 2016 from <URL: <https://www.mymayu.com/collections/wrist-gaiters/products/wrist-gaiter-ascent-teal?variant=12874831747>>.\*

\* cited by examiner

*Primary Examiner* — Vy Koenig  
*Assistant Examiner* — Omeed Agilee

(57) **CLAIM**

The ornamental design for a wrist gaiter with adjustment channel, as shown and described.

**DESCRIPTION**

FIG. 1 is a front perspective view of our new design of a wrist gaiter with adjustment channel as it appears in wearing position;

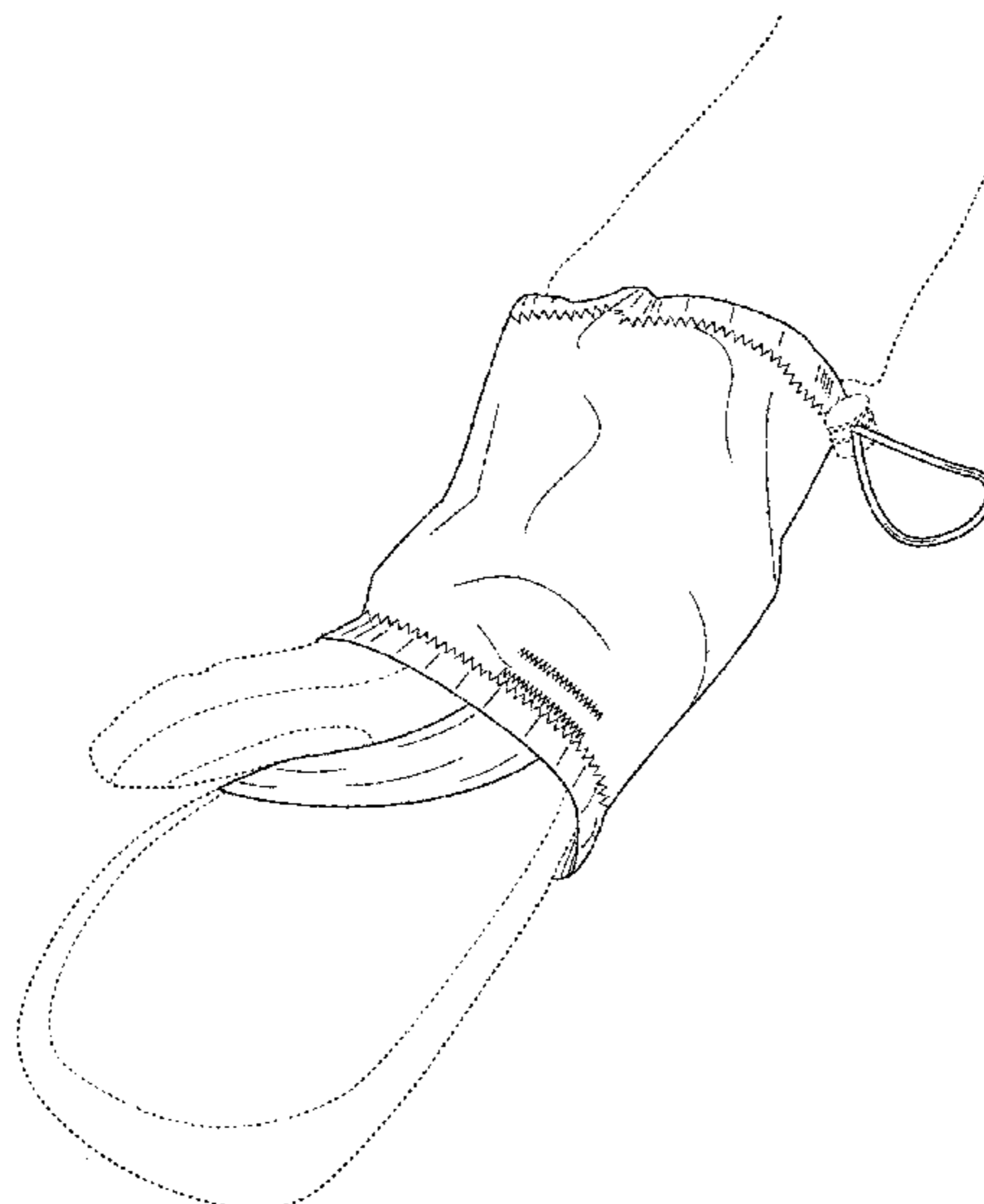
FIG. 2 is a rear perspective view thereof; and,

FIG. 3 is a rear elevation view of the design of FIG. 1 when not being worn.

The broken lines showing a mitten in FIGS. 1 and 2 depict environmental subject matter only and form no part of the claimed design.

The broken lines in FIGS. 1 to 3 showing a cord lock depict portions of the wrist gaiter with adjustment channel that form no part of the claimed design.

**1 Claim, 3 Drawing Sheets**



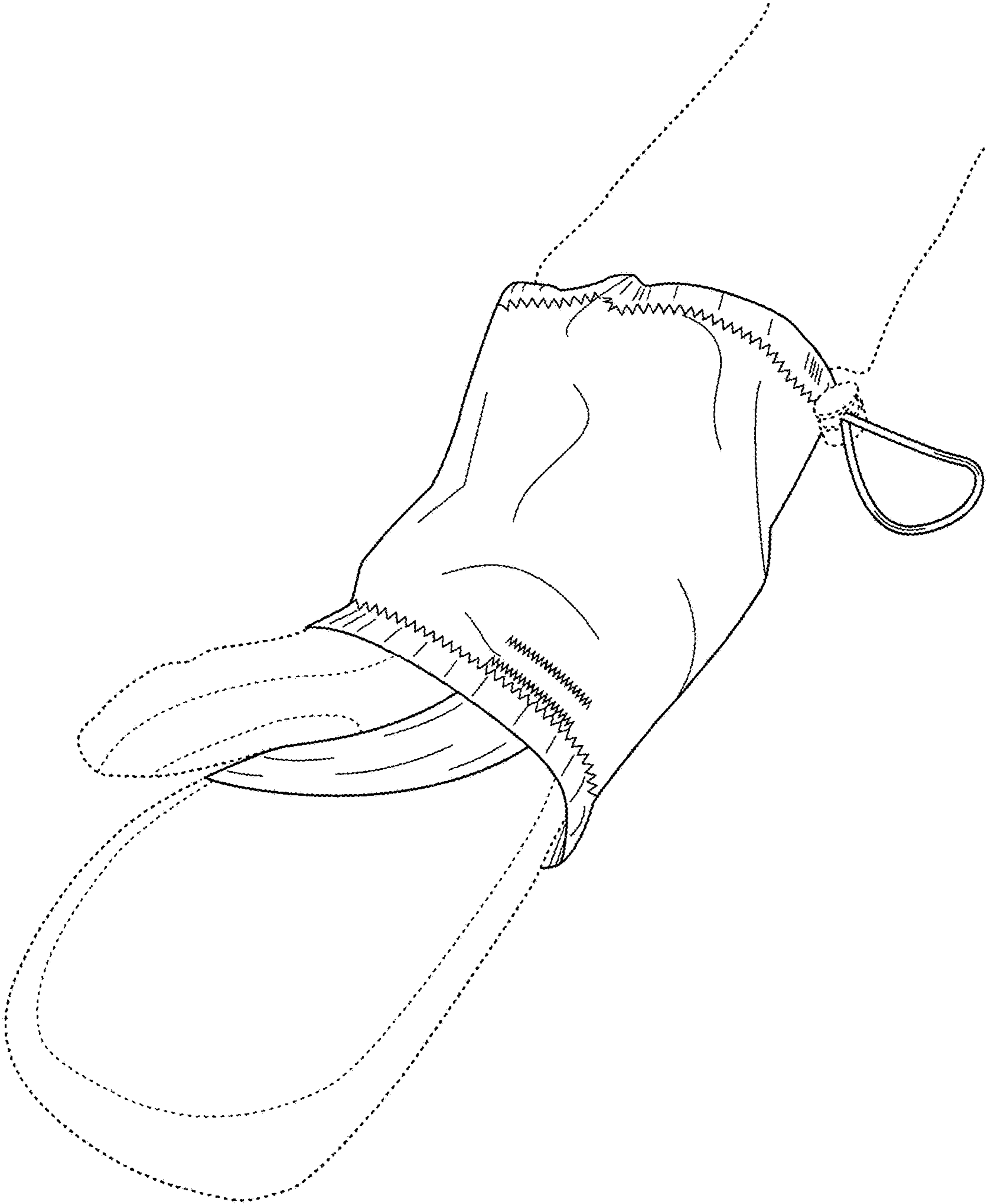


Figure 1

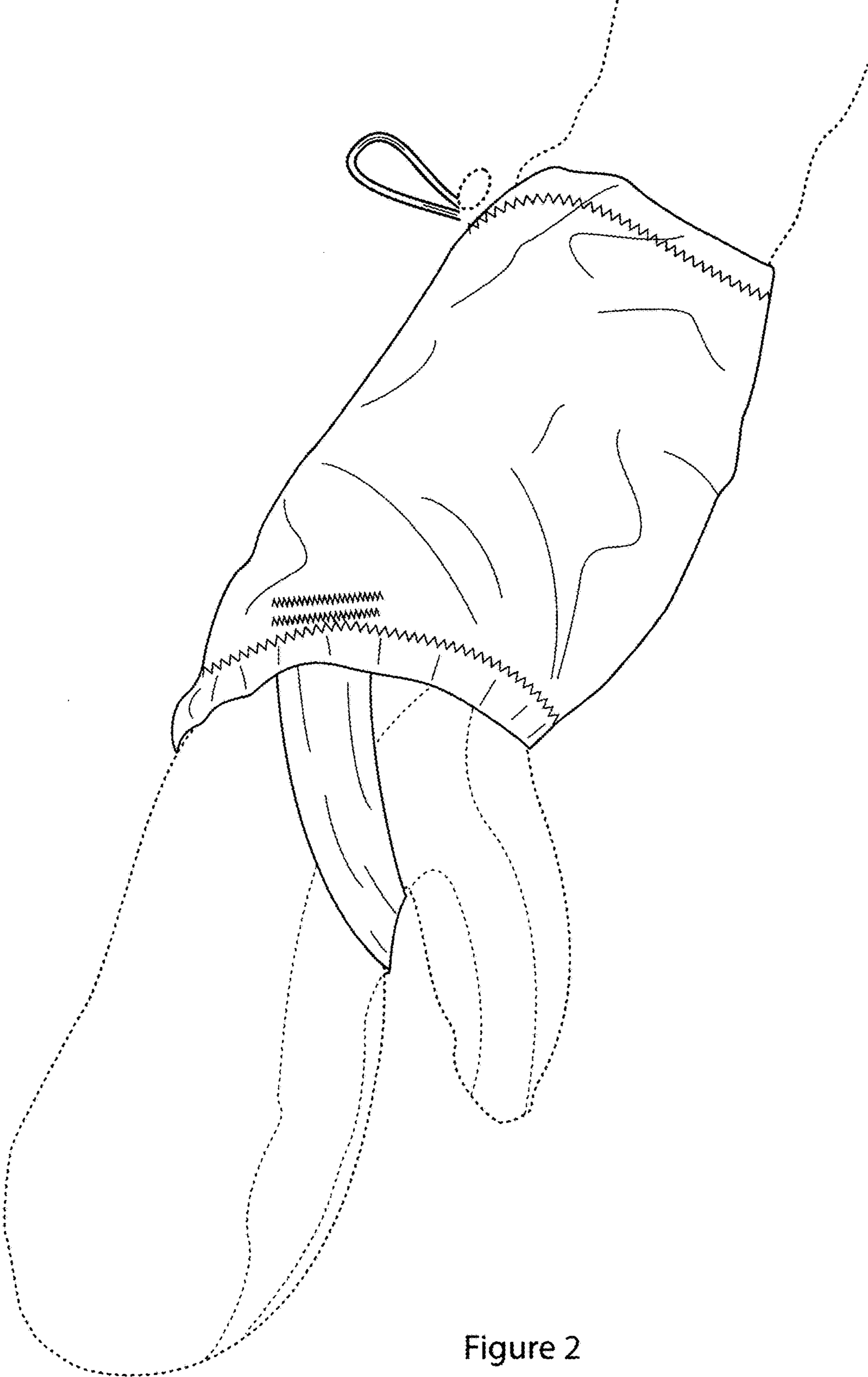


Figure 2

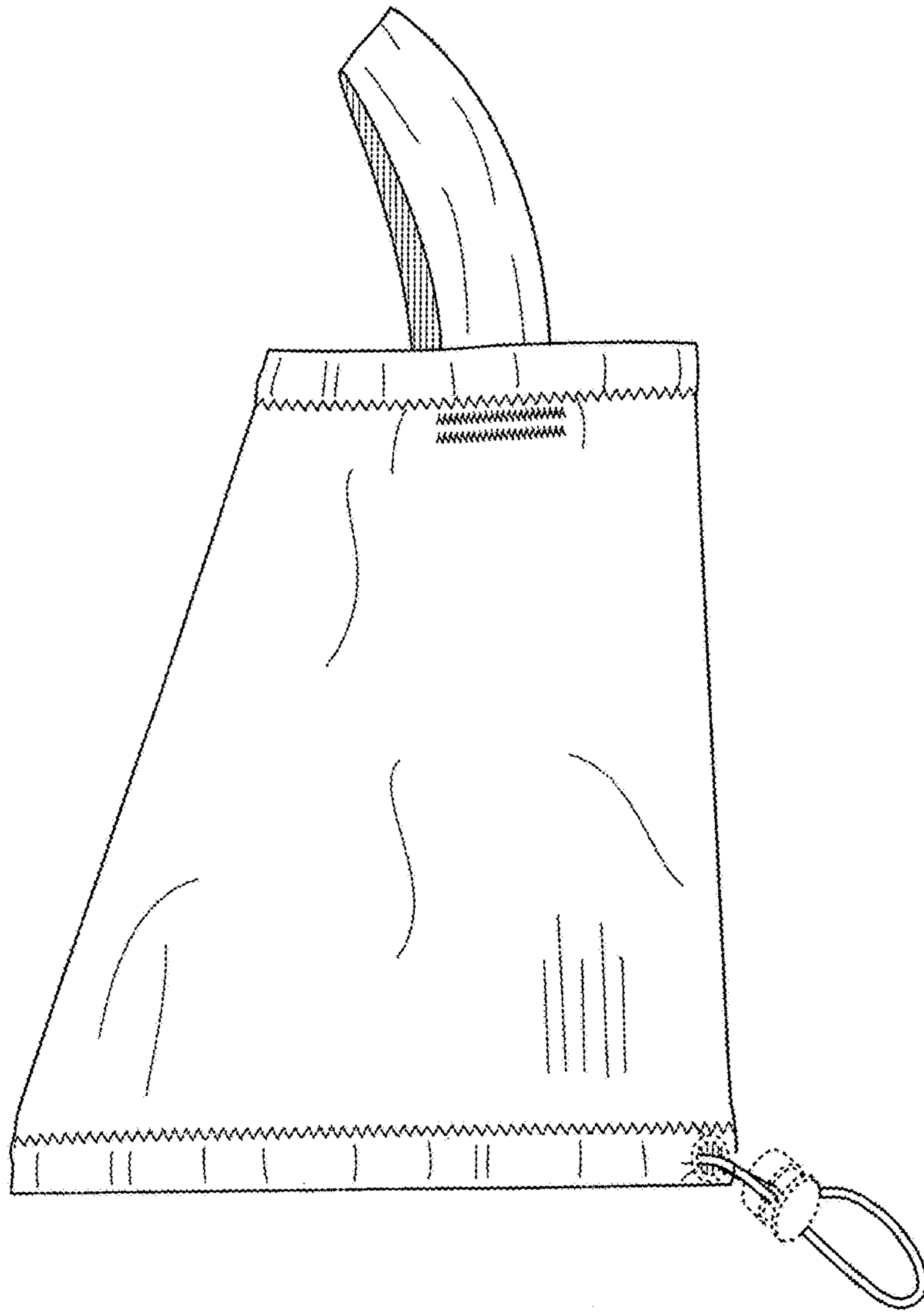


Figure 3