



US00D787149S

(12) **United States Design Patent**
Bhandula et al.

(10) **Patent No.:** **US D787,149 S**

(45) **Date of Patent:** **** May 16, 2017**

- (54) **URN**
- (71) Applicant: **Infinityurns, LLC**, North Liberty, IA (US)
- (72) Inventors: **Vikrant Bhandula**, Moradabad (IN); **Sushant Sengupta**, North Liberty, IA (US)
- (73) Assignee: **Infinityurns, LLC**, North Liberty, IA (US)
- (**) Term: **15 Years**
- (21) Appl. No.: **29/548,065**
- (22) Filed: **Dec. 10, 2015**
- (51) **LOC (10) Cl.** **99-00**
- (52) **U.S. Cl.**
USPC **D99/5**
- (58) **Field of Classification Search**
USPC D99/5; 27/1, 3, 5; D9/545, 548; D7/540, 615; D11/152, 153, 154; 206/508; 220/288; 211/85.27; 215/228
CPC A61G 17/00; A61G 17/08
See application file for complete search history.

(56) **References Cited**

U.S. PATENT DOCUMENTS

- D108,081 S * 1/1938 Kahn D9/504
- 2,235,617 A * 3/1941 Klinzing A61G 17/08
220/288
- 3,051,303 A * 8/1962 Daanen A47G 19/26
206/776
- D254,831 S * 4/1980 Smith D7/540

- 4,601,403 A * 7/1986 Pollitz B65D 51/24
215/228
- 5,379,499 A * 1/1995 Jackson A61G 17/08
220/521
- D356,422 S * 3/1995 Parker D99/5
- D360,732 S * 7/1995 Parker D99/5
- 5,832,575 A * 11/1998 Sturino A61G 17/08
27/1
- D438,685 S * 3/2001 Robinson D99/5
- D454,242 S * 3/2002 Dziekonski D99/5
- D479,380 S * 9/2003 Robinson D99/5
- D479,381 S * 9/2003 Robinson D99/5
- D479,639 S * 9/2003 Robinson D99/5
- D479,640 S * 9/2003 Robinson D99/5
- D479,641 S * 9/2003 Robinson D99/5
- D479,900 S * 9/2003 Robinson D99/5
- D653,011 S * 1/2012 Myers D99/5
- D667,604 S * 9/2012 Khan D99/5
- D700,764 S * 3/2014 Goldstein D99/5
- D703,913 S * 4/2014 Irvine A61G 17/08
D99/5
- D719,714 S * 12/2014 Khan D99/5

* cited by examiner

Primary Examiner — Paula Greene

(74) *Attorney, Agent, or Firm* — Shuttleworth & Ingersoll, PLC; Jason Sytsma

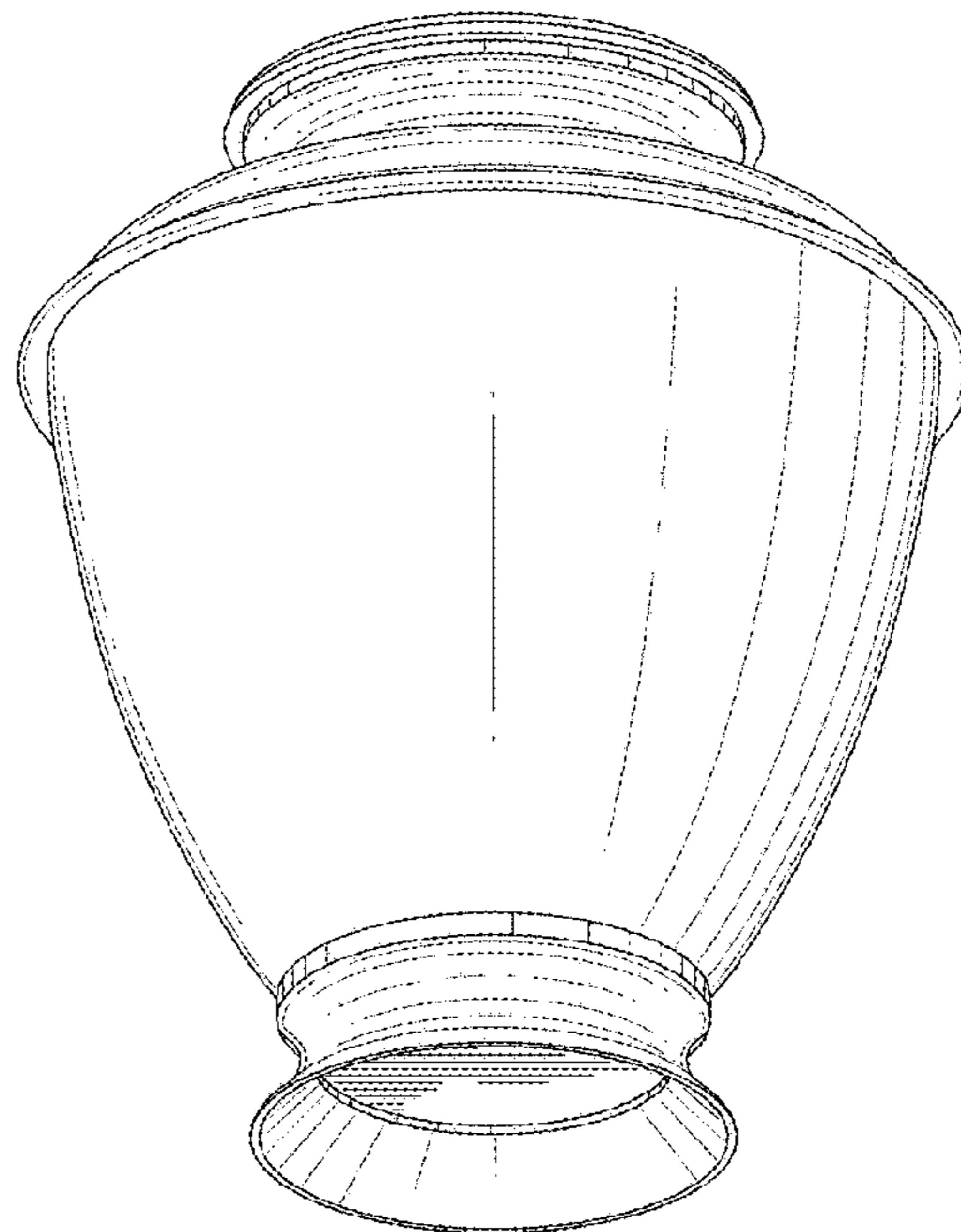
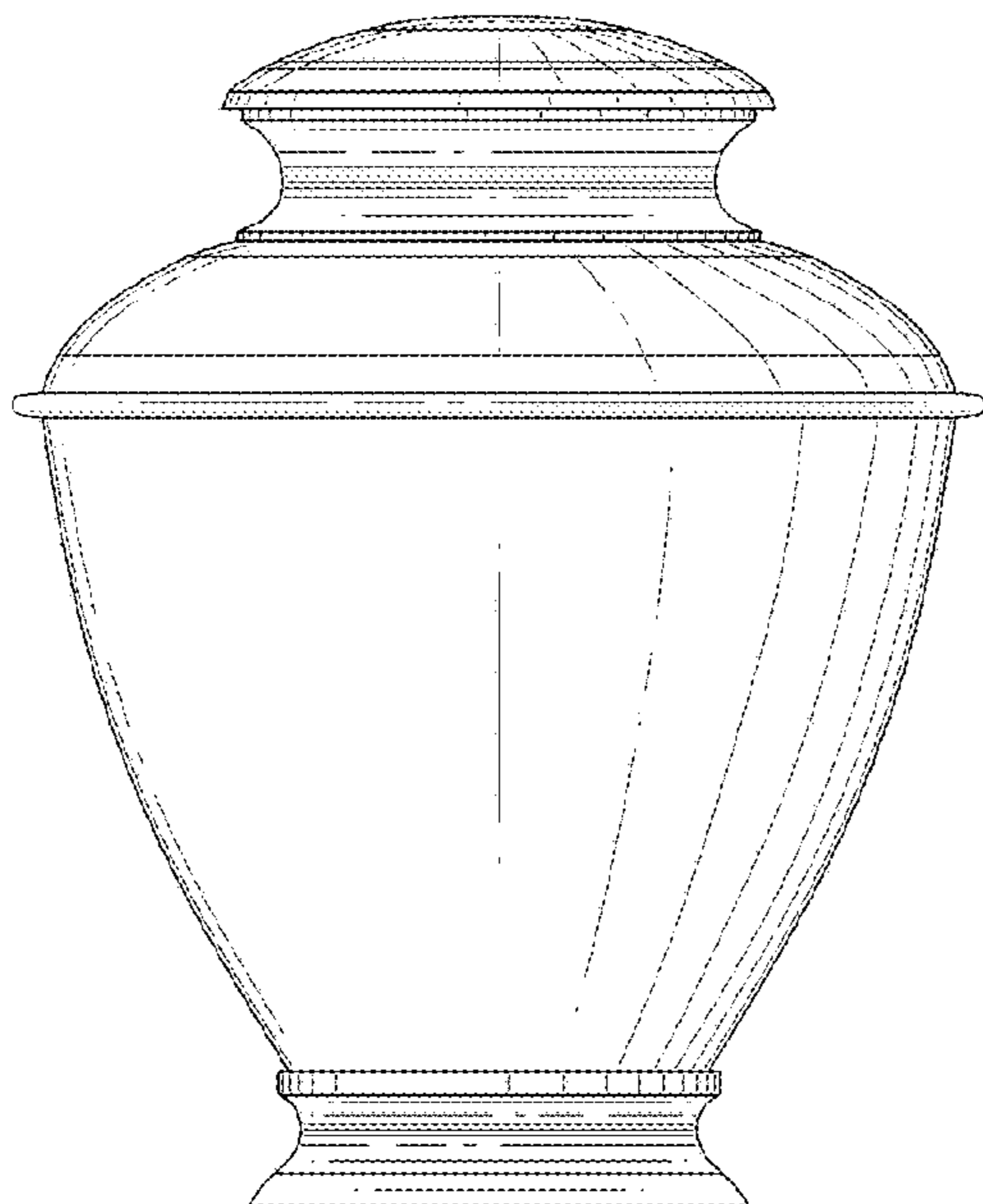
(57) **CLAIM**

The ornamental design for an urn, as shown.

DESCRIPTION

FIG. 1 is a front view of an urn showing our new design; FIG. 2 is a top perspective view of the urn of FIG. 1; FIG. 3 is a bottom perspective view of the urn of FIG. 1; FIG. 4 is a top view of the urn of FIG. 1; and, FIG. 5 is a bottom view of the urn of FIG. 1.

1 Claim, 5 Drawing Sheets



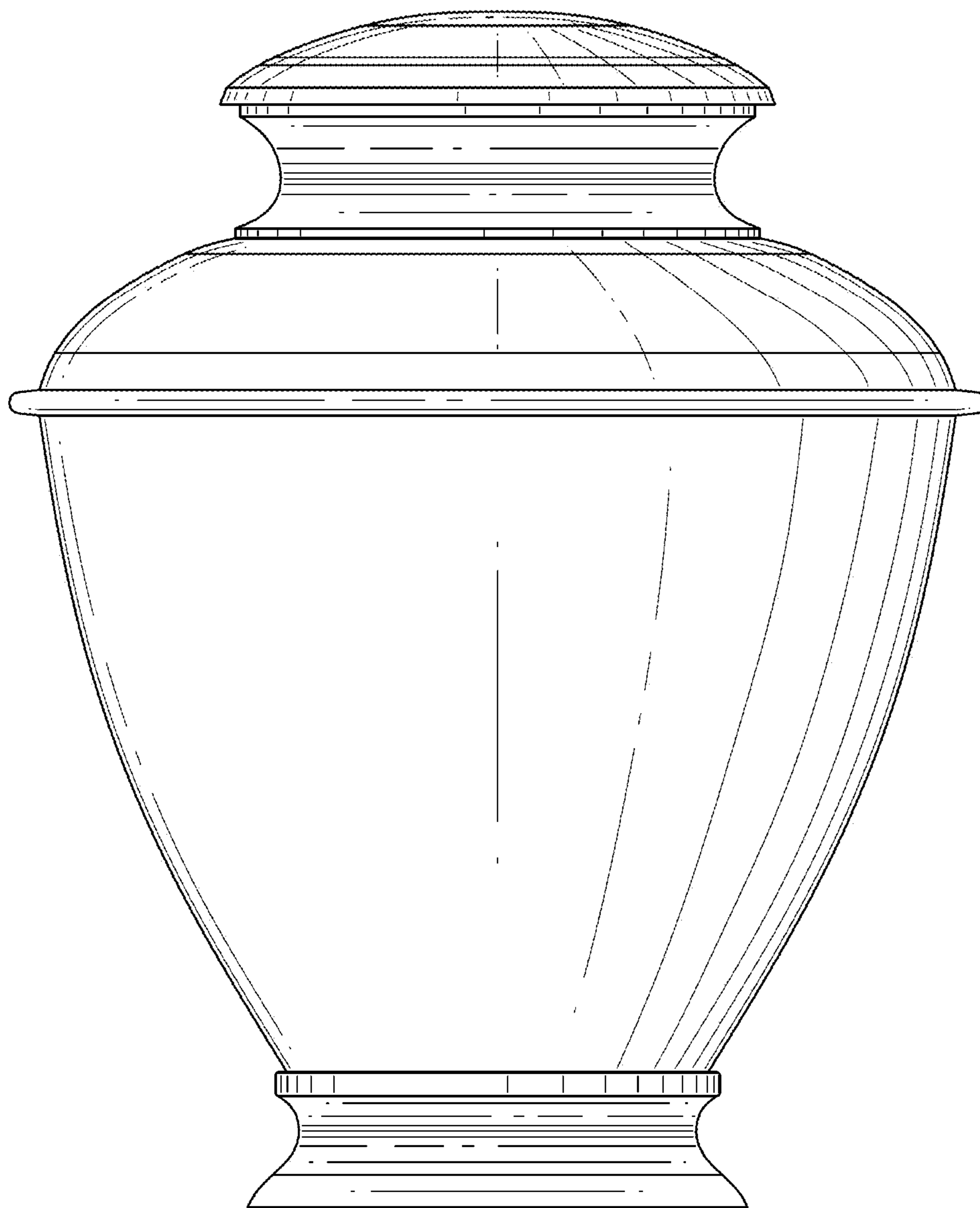


FIG. 1




FIG.2




FIG. 3

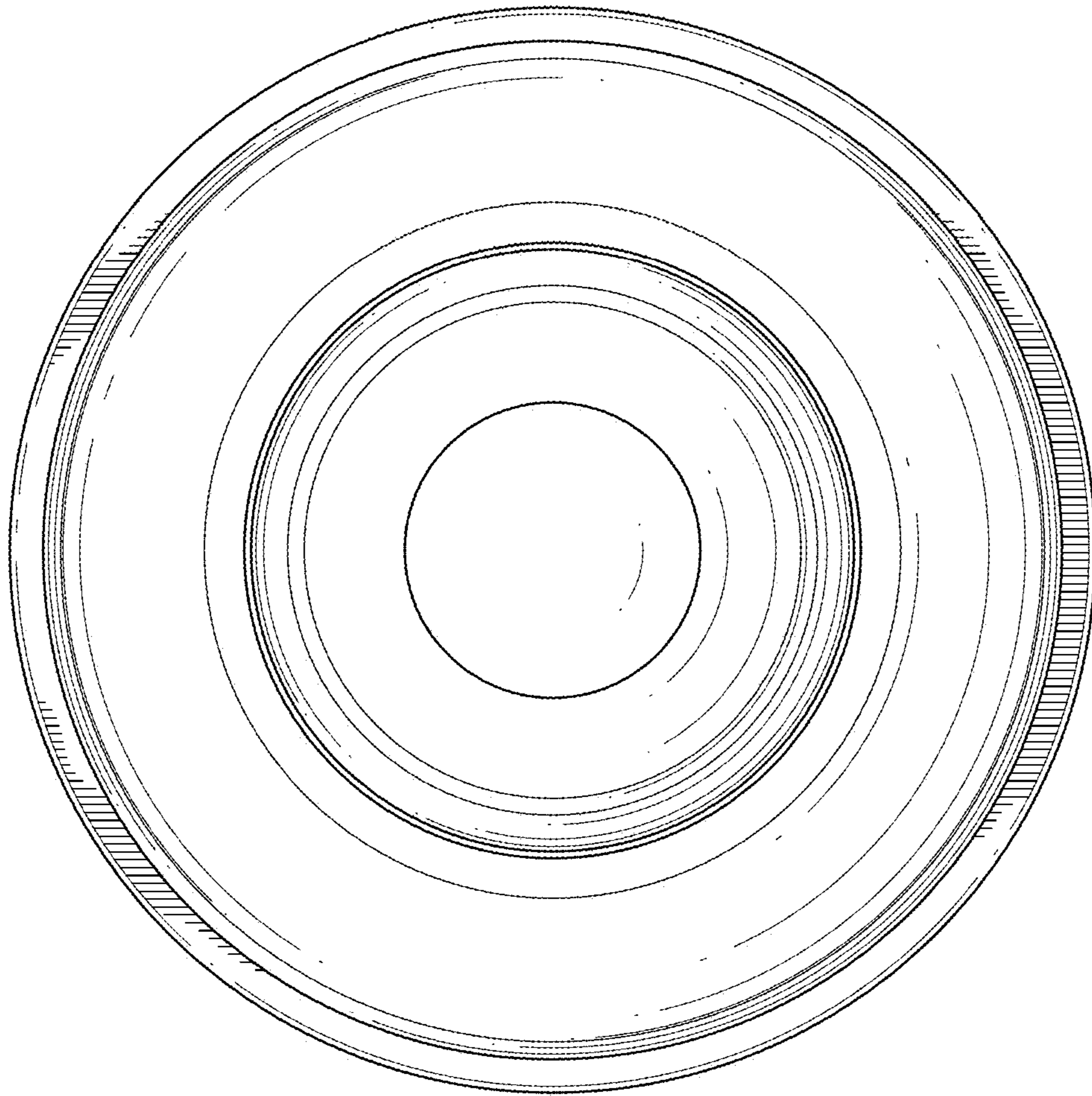


FIG.4

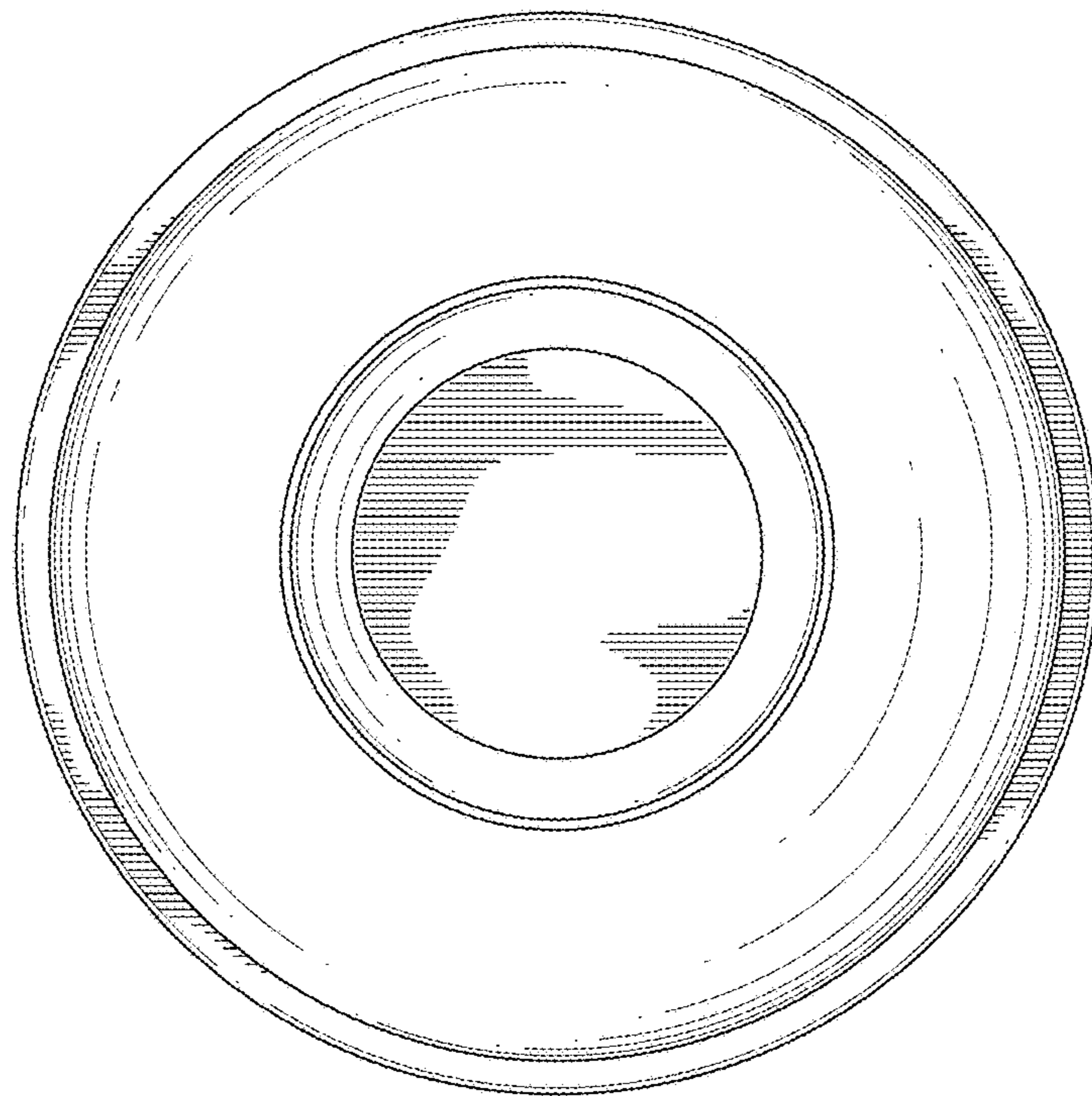


FIG. 5