



US00D787078S

(12) **United States Design Patent**
Daniels

(10) **Patent No.:** **US D787,078 S**

(45) **Date of Patent:** **** May 16, 2017**

(54) **HEEL CUSHION**

(71) Applicant: **Linda Daniels**, Spring, TX (US)

(72) Inventor: **Linda Daniels**, Spring, TX (US)

(73) Assignee: **Wound RX., LLC**, Spring, TX (US)

(**) Term: **15 Years**

(21) Appl. No.: **29/543,471**

(22) Filed: **Oct. 24, 2015**

(51) **LOC (10) Cl.** **24-04**

(52) **U.S. Cl.**
USPC **D24/192**

(58) **Field of Classification Search**
USPC D24/188-192, 215, 211; D2/662, 961;
D6/601
CPC A61H 15/00; A61H 2015/0064; A61H
15/0092; A43B 21/32; A43B 7/144
See application file for complete search history.

(56) **References Cited**

U.S. PATENT DOCUMENTS

D286,948 S	*	12/1986	Graham	D2/961
D299,581 S	*	1/1989	Friedenberg	D2/961
D359,804 S	*	6/1995	Carter	D24/183
D414,024 S	*	9/1999	Kress	D2/961
D425,583 S	*	5/2000	Tyne	482/111
D613,987 S	*	4/2010	Heeter	D6/601
D630,760 S	*	1/2011	Imboden	D24/211
D634,433 S	*	3/2011	Hobbs	D24/171
D674,148 S	*	1/2013	Brown	D29/114
D687,606 S	*	8/2013	Burger	D30/160
D694,415 S	*	11/2013	Viner	D24/213

D694,897 S	*	12/2013	Small	D24/215
D696,734 S	*	12/2013	Matsushita	D21/662
D738,602 S	*	9/2015	Qin	D2/961
D743,557 S	*	11/2015	Pichette	D24/184
D765,193 S	*	8/2016	Taylor, Sr.	D21/684
2004/0049943 A1	*	3/2004	Glicksman	A43B 1/0081 36/7.1 R
2012/0054967 A1	*	3/2012	Rieber	A47C 16/02 5/648
2012/0247484 A1	*	10/2012	Jewell	A61G 7/05723 128/845

* cited by examiner

Primary Examiner — George D Kirschbaum

Assistant Examiner — Jennifer Watkins

(74) *Attorney, Agent, or Firm* — Karen B. Tripp

(57) **CLAIM**

The ornamental design for a heel cushion, as shown and described.

DESCRIPTION

FIG. 1 is perspective side view of a cushion showing my new design.

FIG. 2 is a front view of the cushion of FIG. 1. The back view of the cushion is the same as the front view.

FIG. 3 is a side view of the cushion of FIG. 1. The opposing side view of the cushion is the same.

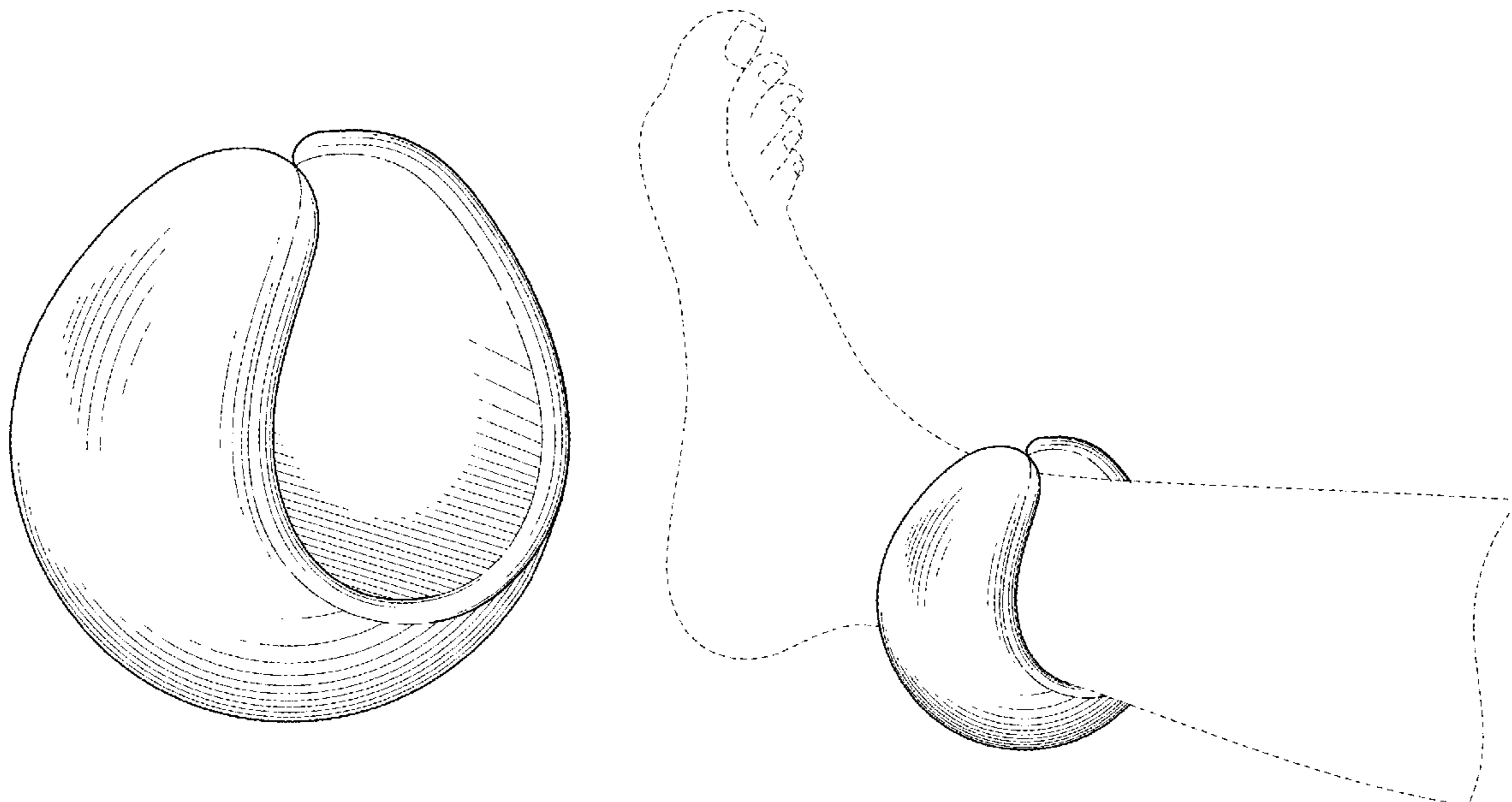
FIG. 4 is a top view of the cushion of FIG. 1.

FIG. 5 is a bottom view of the cushion of FIG. 1; and,

FIG. 6 is a perspective side view of the cushion of FIG. 1 in position on a wearer.

The broken lines showing a human leg in FIG. 6 are for the purpose of illustrating environment and form no part of the claim.

1 Claim, 3 Drawing Sheets



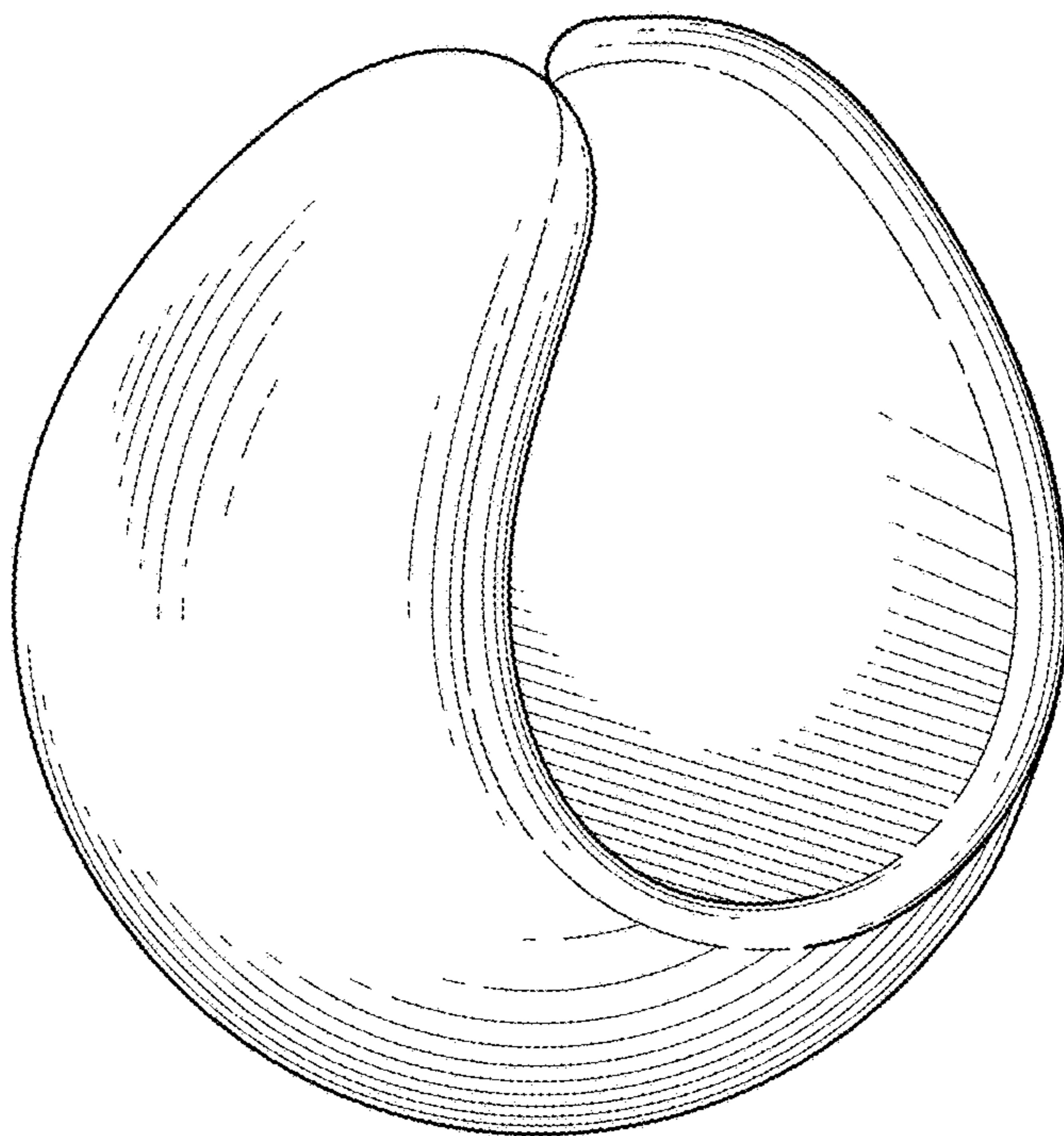


FIG. 1

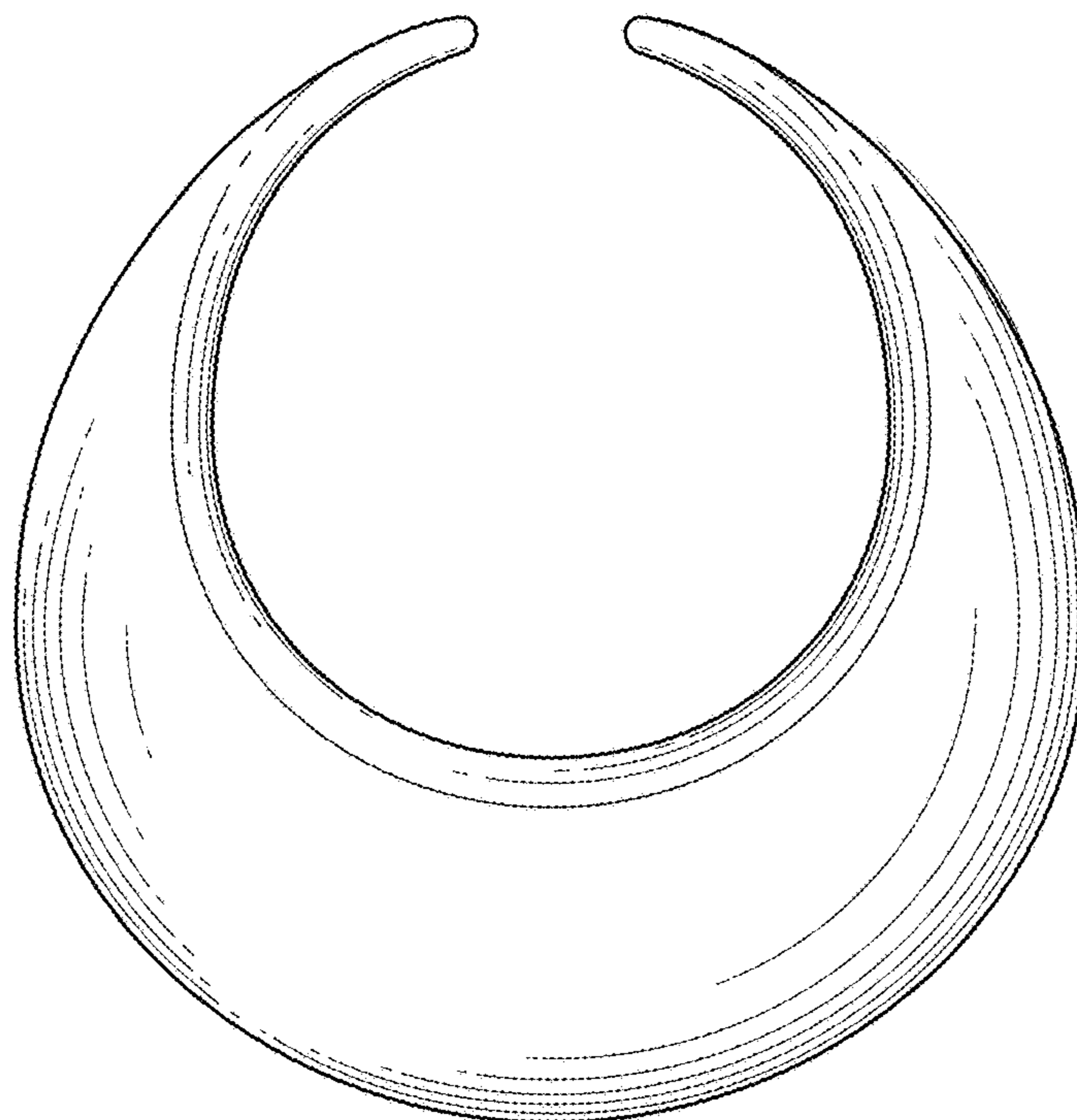


FIG. 2

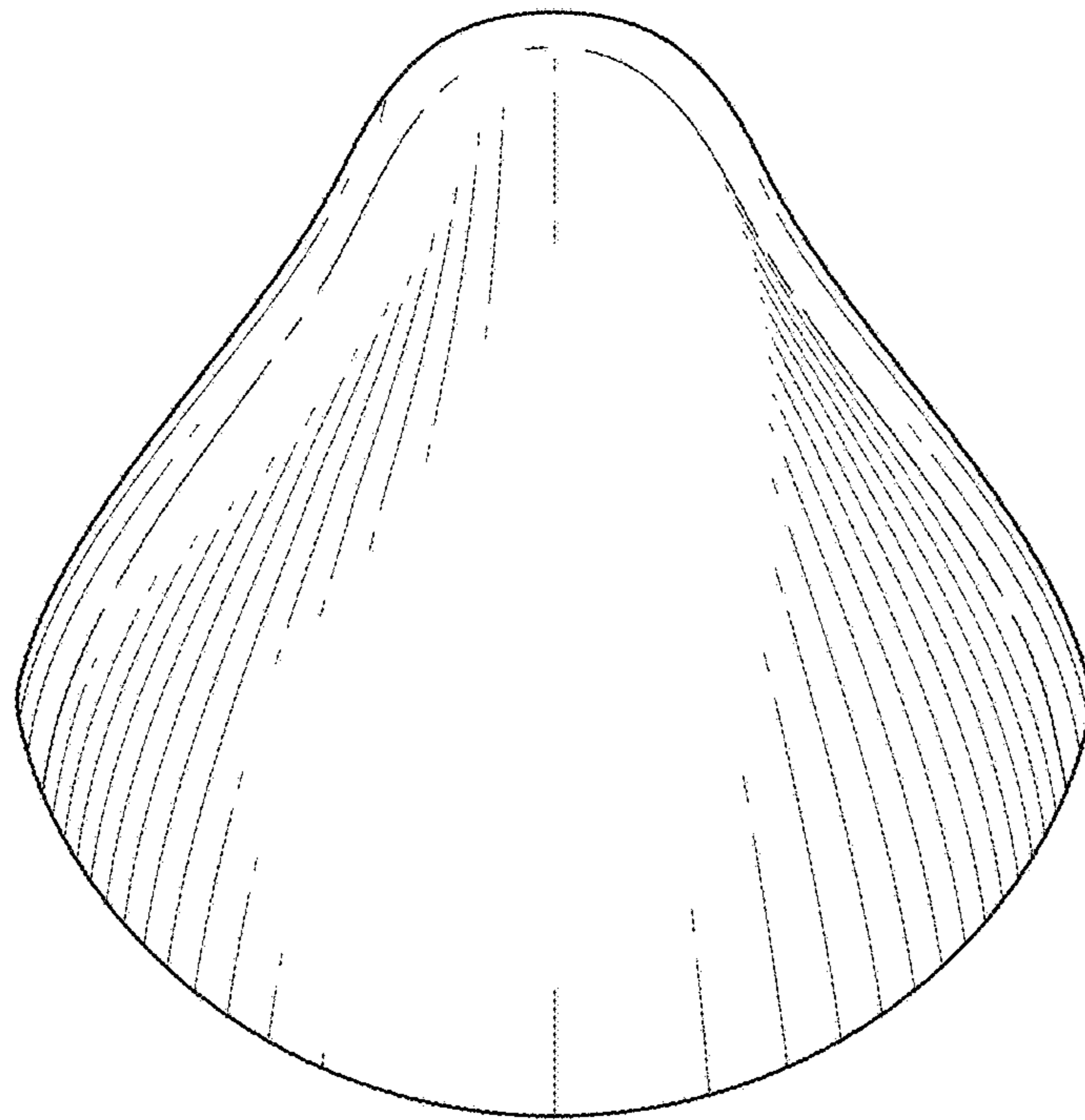


FIG. 3

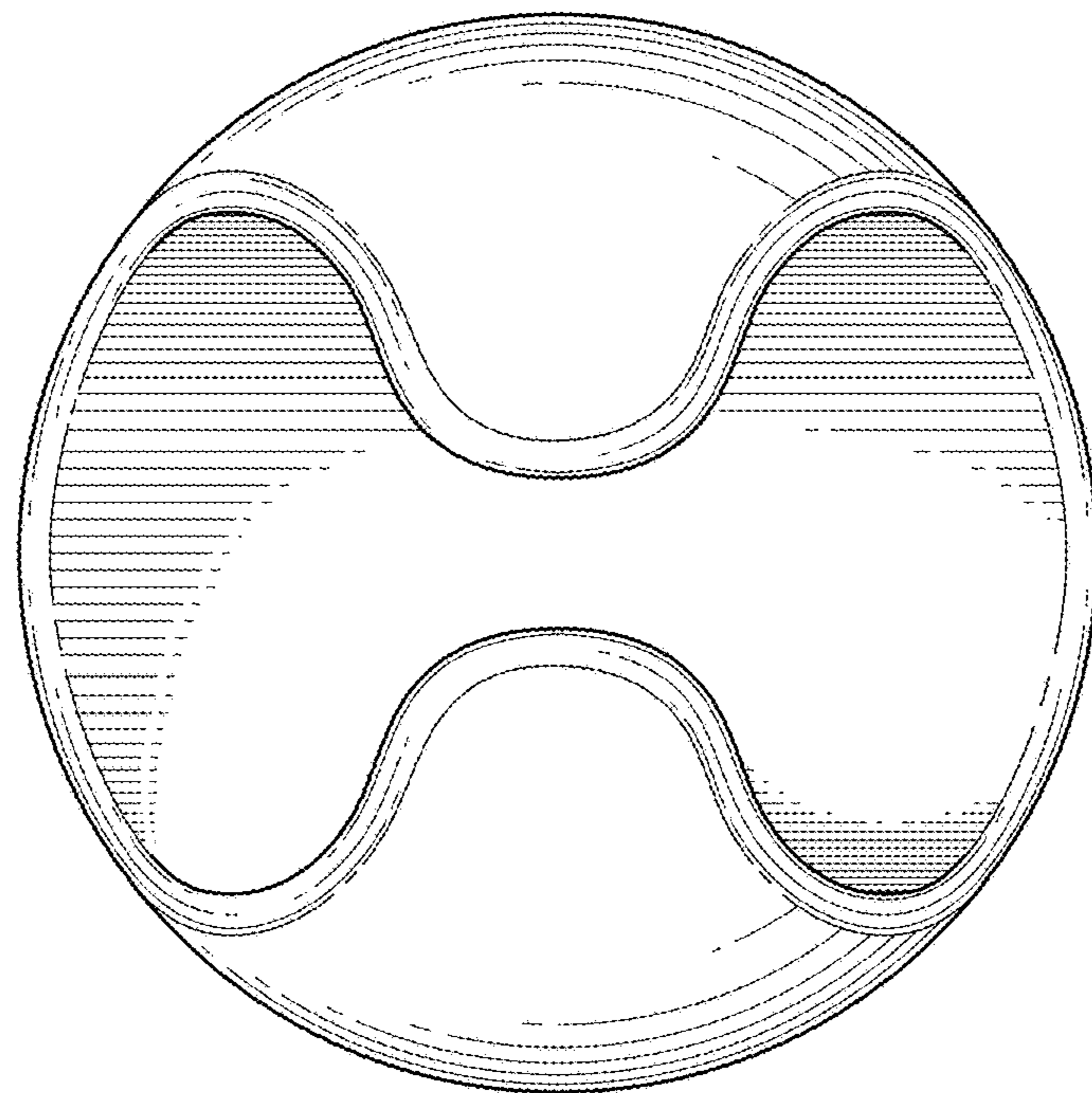


FIG. 4

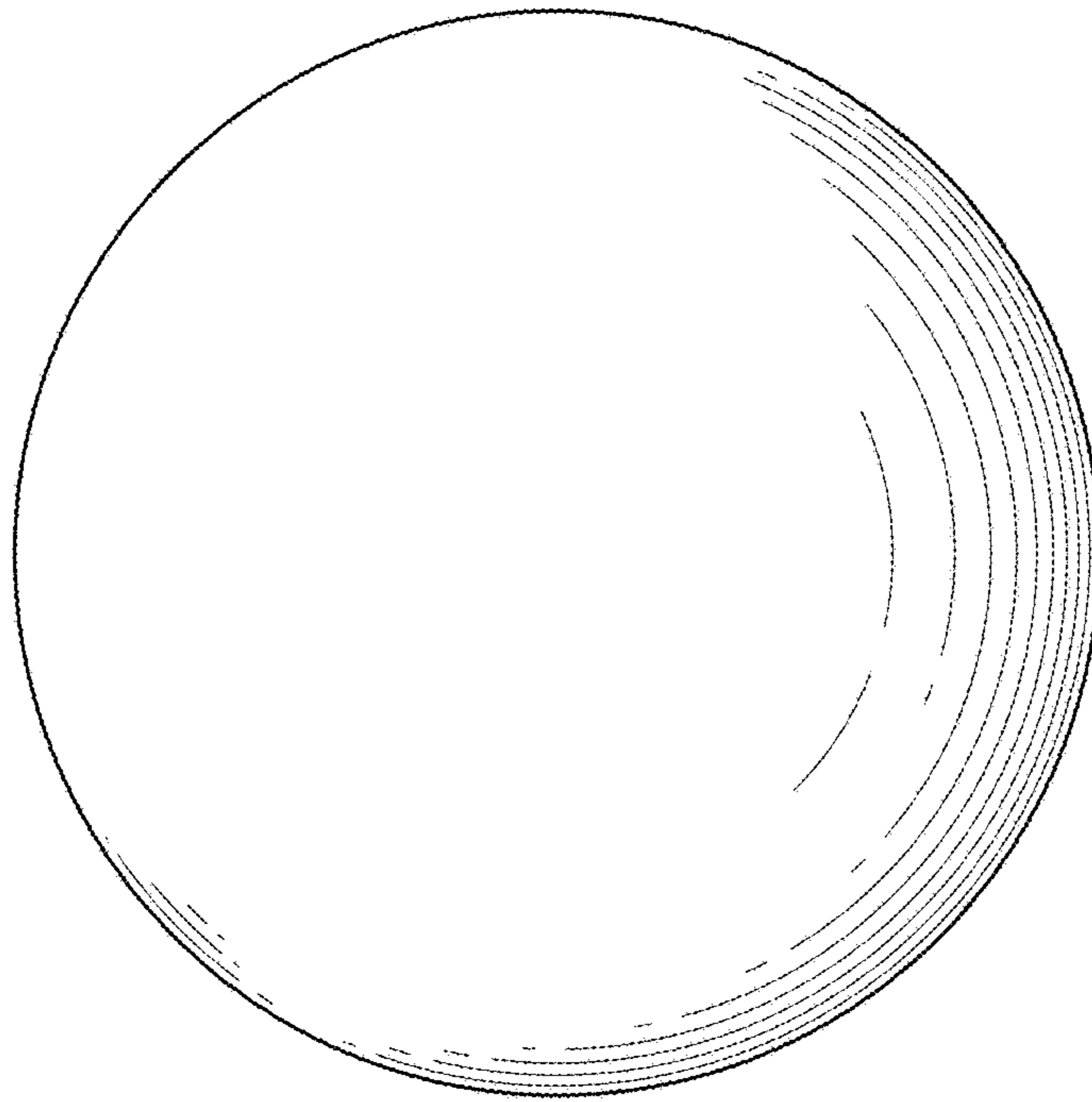


FIG. 5

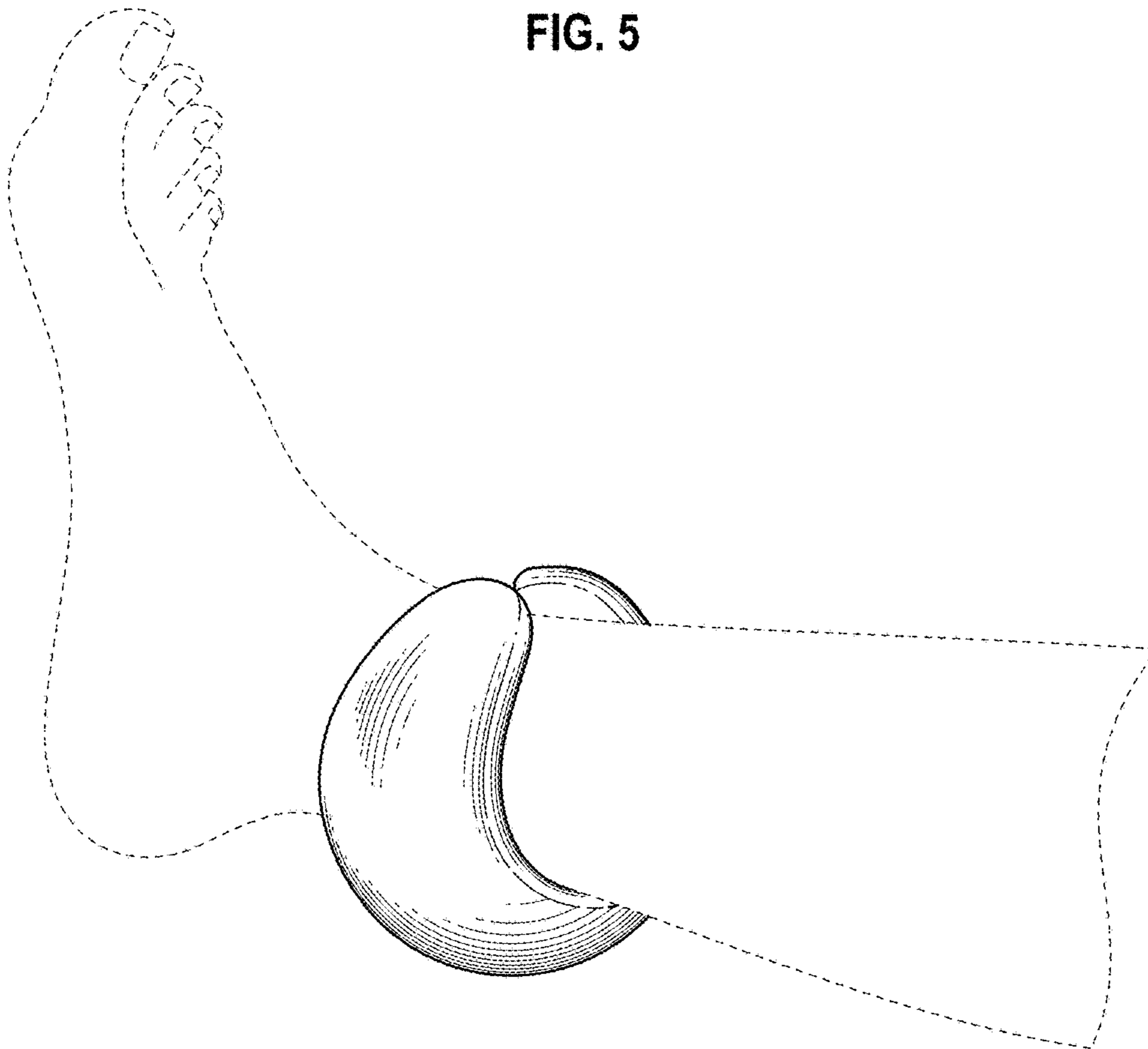


FIG. 6