



US00D787077S

(12) **United States Design Patent**
Lindsay

(10) **Patent No.:** **US D787,077 S**

(45) **Date of Patent:** **** May 16, 2017**

- (54) **ORTHOTIC FOOTWEAR**
- (71) Applicant: **The Diabetic Boot Company Limited,**
Gawcott (GB)
- (72) Inventor: **Leslie Lindsay,** Gawcott (GB)
- (73) Assignee: **The Diabetic Boot Company Ltd.,**
Aylesbury Bucks (GB)
- (**) Term: **14 Years**
- (21) Appl. No.: **29/502,055**
- (22) Filed: **Sep. 11, 2014**
- (51) **LOC (10) Cl.** **24-04**
- (52) **U.S. Cl.**
USPC **D24/192**
- (58) **Field of Classification Search**
USPC D24/190, 192; D2/909-911, 943;
D29/121.2
CPC A43B 11/00; A43C 11/008; A61F 5/0111;
A61F 5/0195; A61F 5/0127; A61F
5/0113; A61F 5/0125; A61F 5/0102;
A61F 13/043; A61B 17/1682; A61B
5/6807
See application file for complete search history.

- (56) **References Cited**
U.S. PATENT DOCUMENTS
5,775,006 A * 7/1998 Breuner A43B 3/02
36/45
5,839,210 A * 11/1998 Bernier A43B 1/0072
36/138
D438,972 S * 3/2001 Darby D2/943
D542,921 S * 5/2007 Ponsi D24/192
D583,062 S * 12/2008 Nace D24/192
D718,024 S * 11/2014 Wells D2/943
D737,454 S * 8/2015 Wen D24/192
2005/0240133 A1 * 10/2005 Rooney A61F 5/0111
602/23

- 2006/0048344 A1 * 3/2006 Cavanagh A61F 5/0195
24/16 PB
- 2006/0235342 A1 * 10/2006 Win A61F 5/0125
601/33
- 2007/0027421 A1 * 2/2007 Nobbe A61F 5/0113
602/27
- 2008/0263900 A1 * 10/2008 Determe A43B 7/1465
36/107
- 2011/0105969 A1 * 5/2011 Nace A61F 5/0111
602/16
- 2011/0196277 A1 * 8/2011 Savard A61F 5/0127
602/28
- 2012/0116275 A1 * 5/2012 Pochatko A61F 5/0195
602/13
- 2012/0143112 A1 * 6/2012 Tomiyama A61F 5/0125
602/27
- 2012/0255160 A1 * 10/2012 Boone A61B 5/1038
29/592

(Continued)

Primary Examiner — George D Kirschbaum
Assistant Examiner — Jennifer Watkins
(74) *Attorney, Agent, or Firm* — Christensen Fonder
Dardi; Curtis B. Herbert

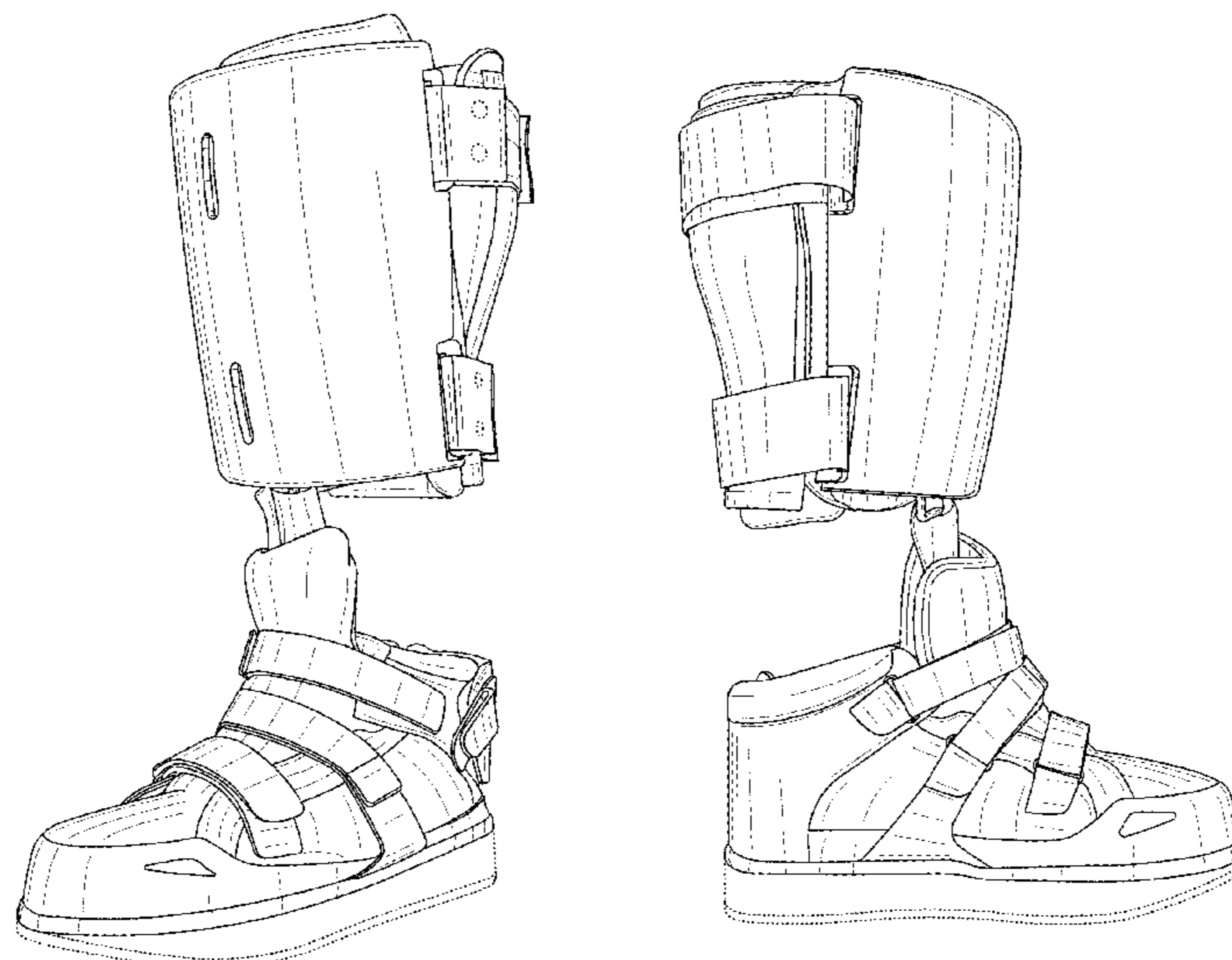
(57) **CLAIM**

I claim the ornamental design for an orthotic footwear, as shown and described.

DESCRIPTION

FIG. 1 is a perspective view of orthotic footwear showing Applicant's new design;
FIG. 2 is a left-side elevational view thereof;
FIG. 3 is a right-side elevational view thereof;
FIG. 4 is a front view thereof;
FIG. 5 is a back view thereof;
FIG. 6 is a top plan view thereof; and,
FIG. 7 is a bottom plan view thereof.
The broken lines in the figures are for the purpose of illustrating portions of orthotic footwear that form no part of the claim.

1 Claim, 6 Drawing Sheets



(56)

References Cited

U.S. PATENT DOCUMENTS

2014/0276316 A1* 9/2014 Bradshaw A61F 5/0127
602/27
2014/0378881 A1* 12/2014 Wagner A61F 5/0127
602/16
2015/0040433 A1* 2/2015 Hopmann A43B 7/14
36/88
2016/0058595 A1* 3/2016 Tsitouras A61F 5/0113
602/28

* cited by examiner

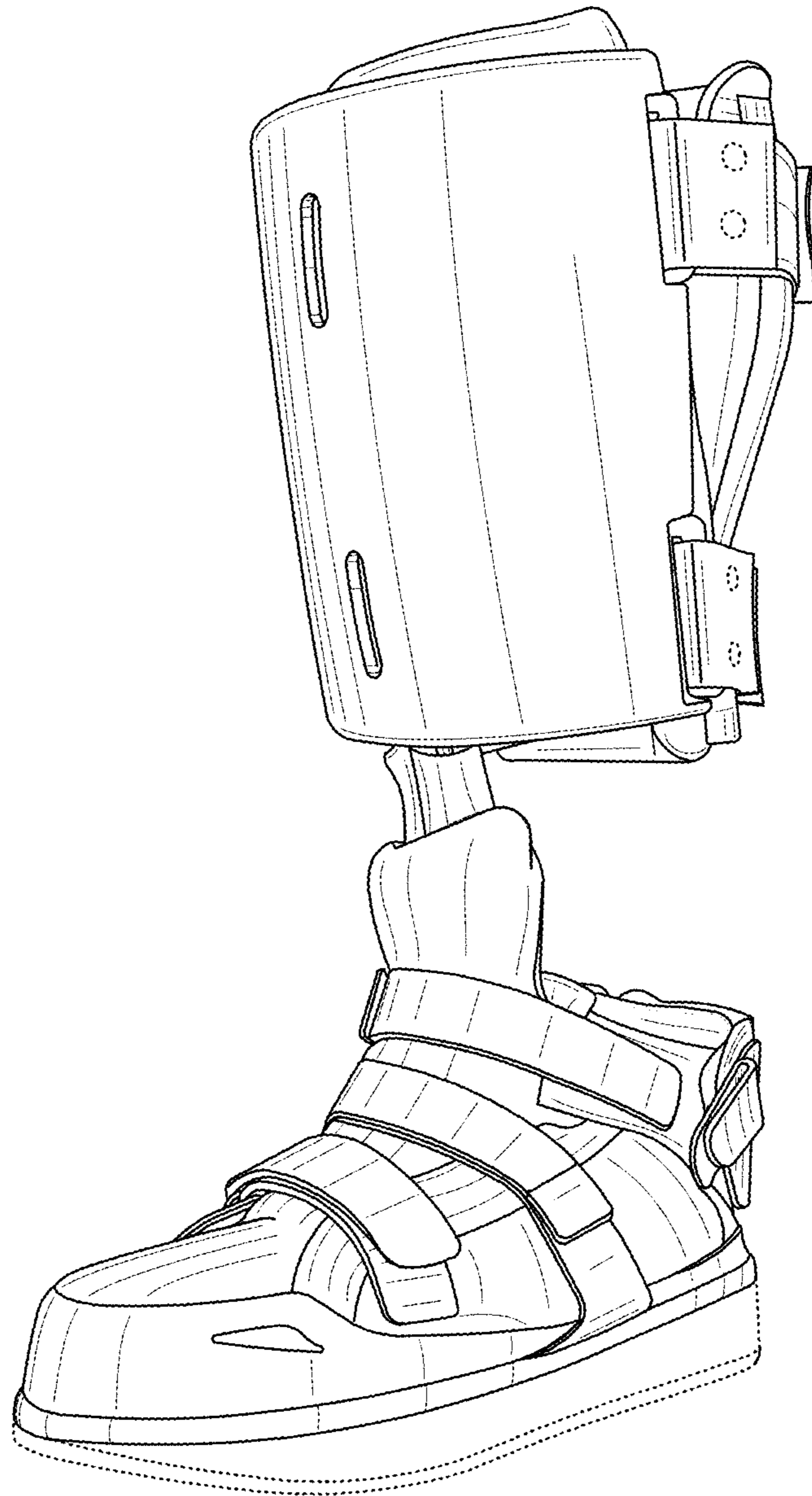


FIG. 1

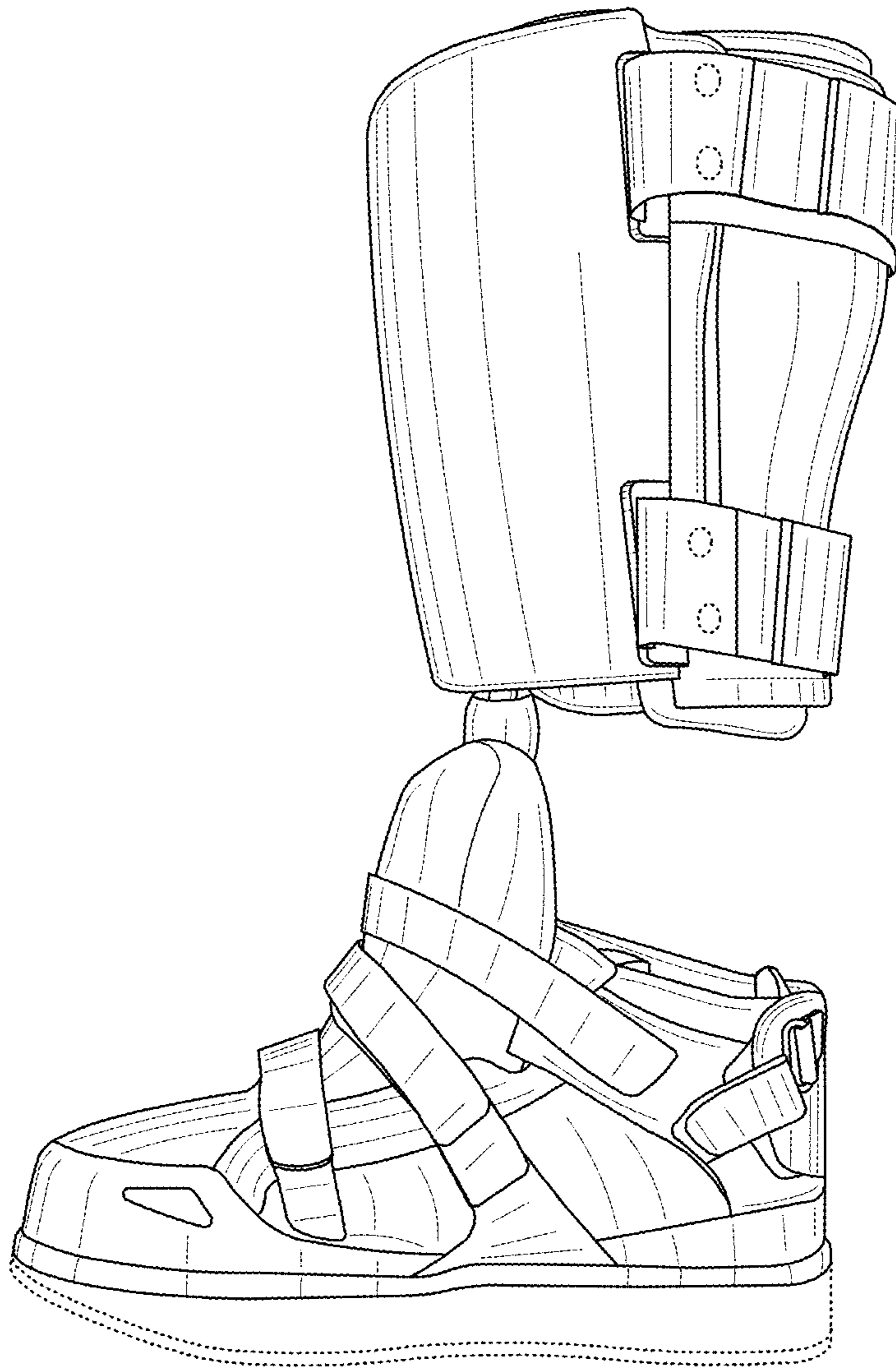


FIG. 2

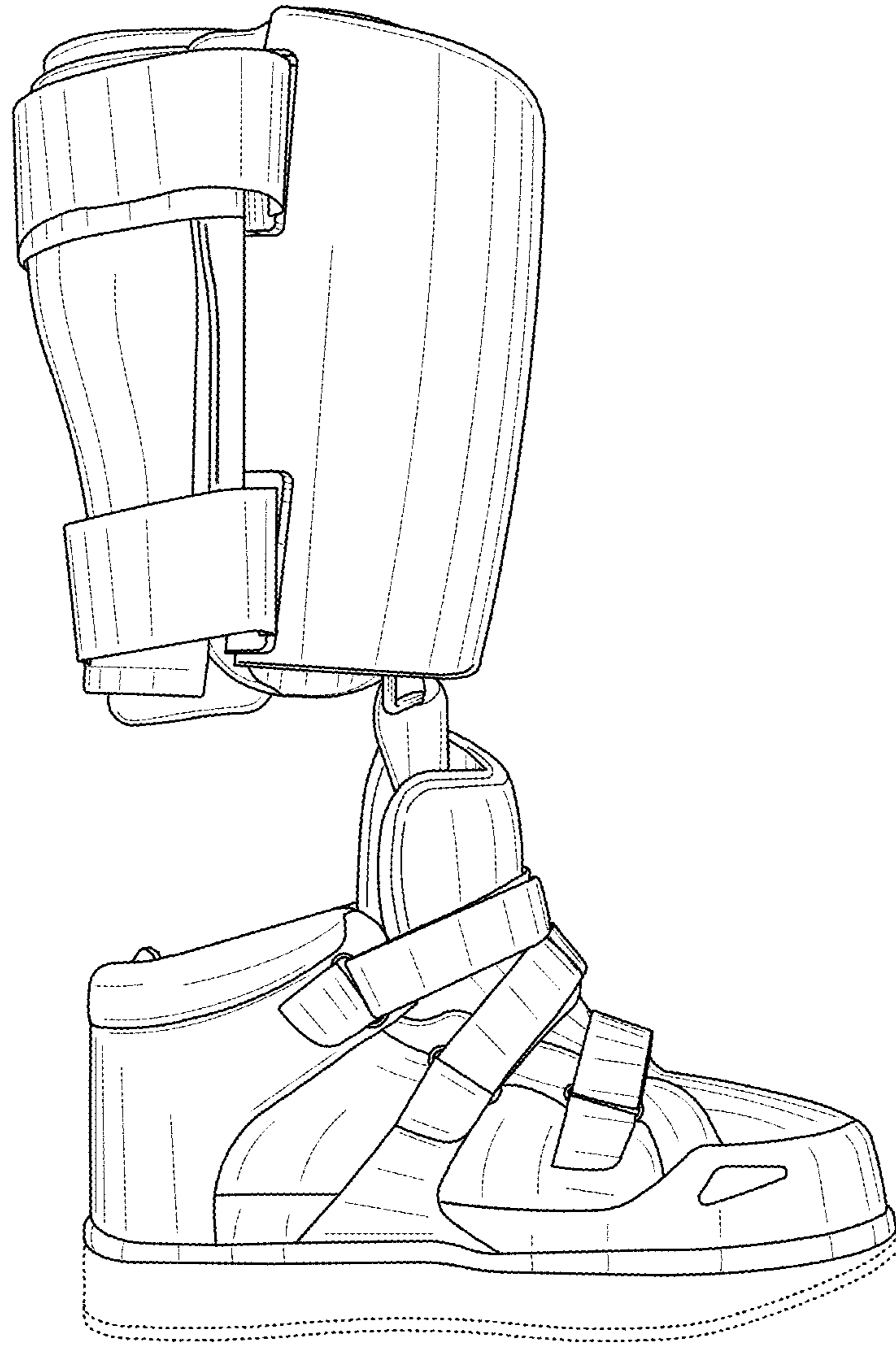


FIG. 3

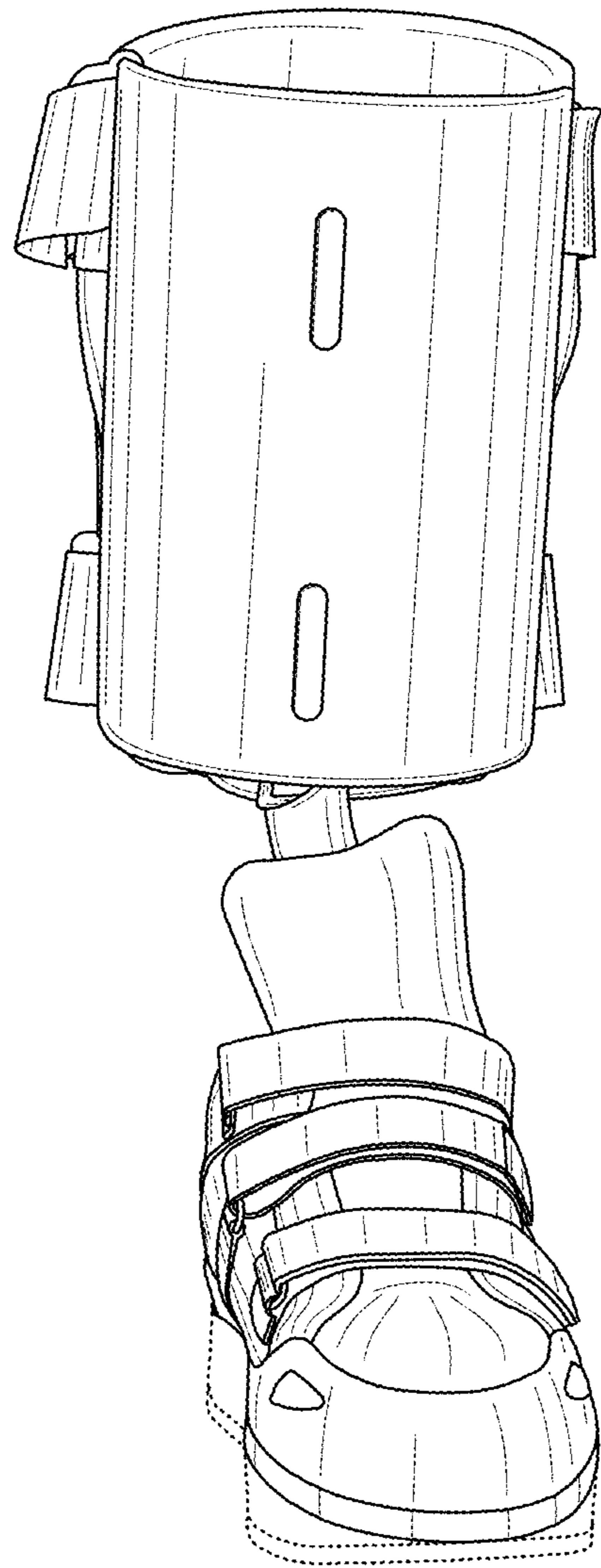


FIG. 4

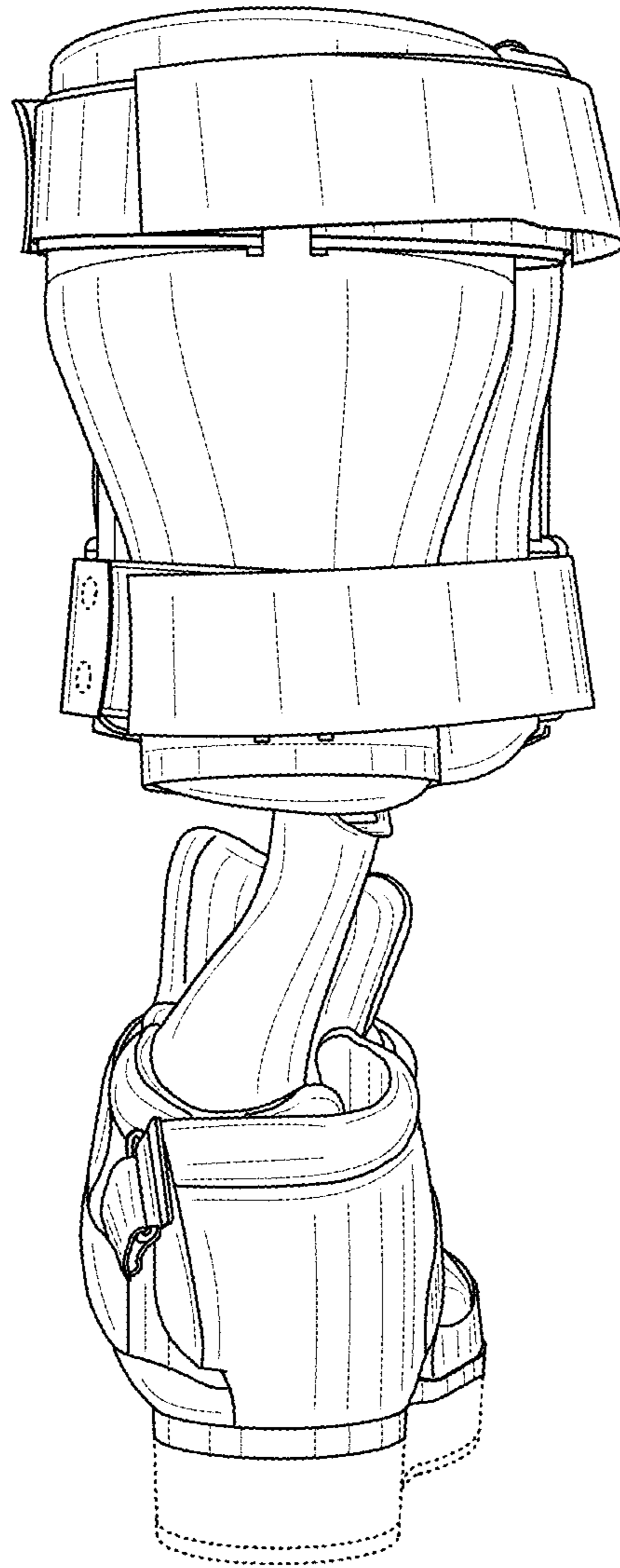


FIG. 5

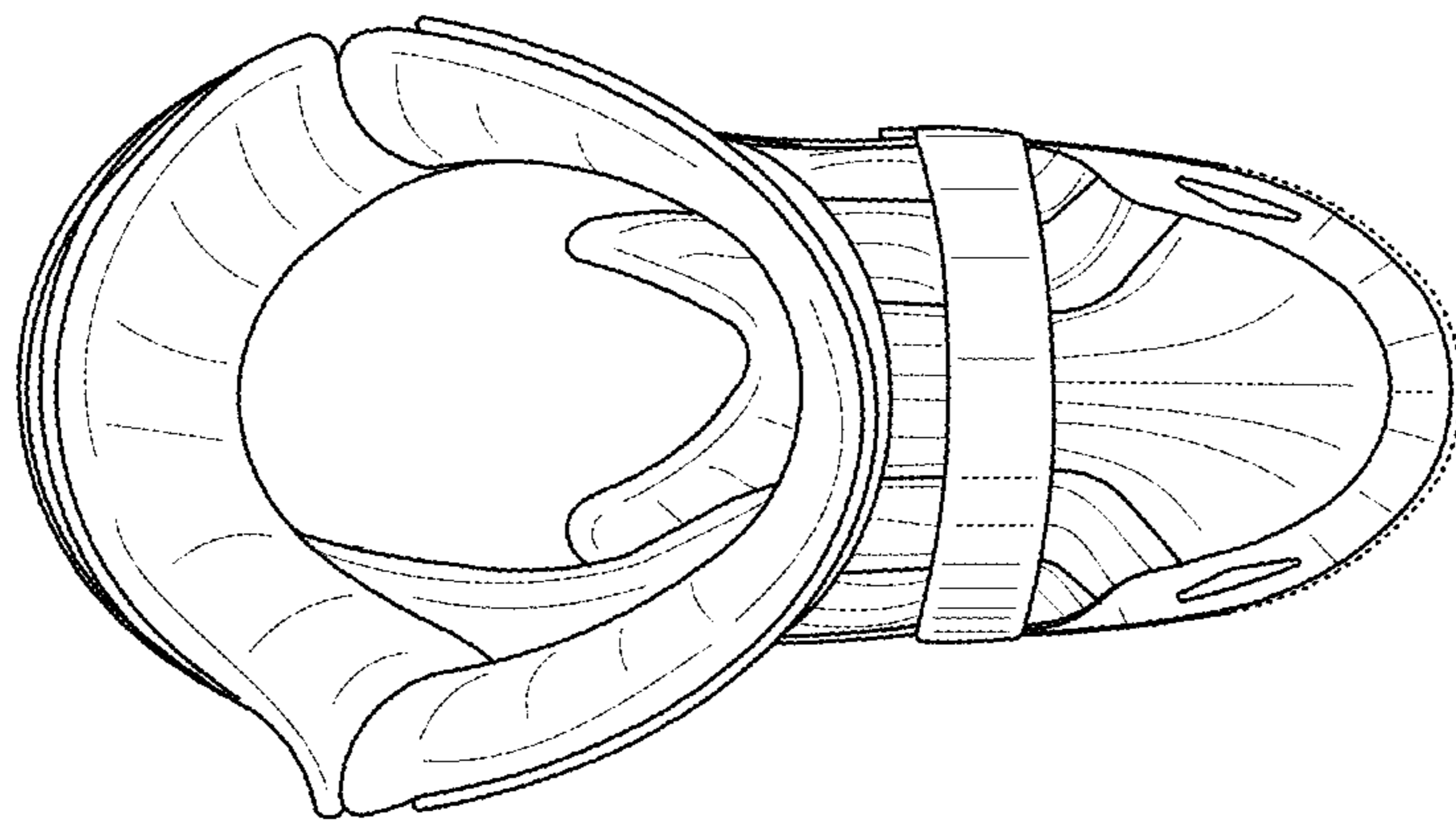


FIG. 6

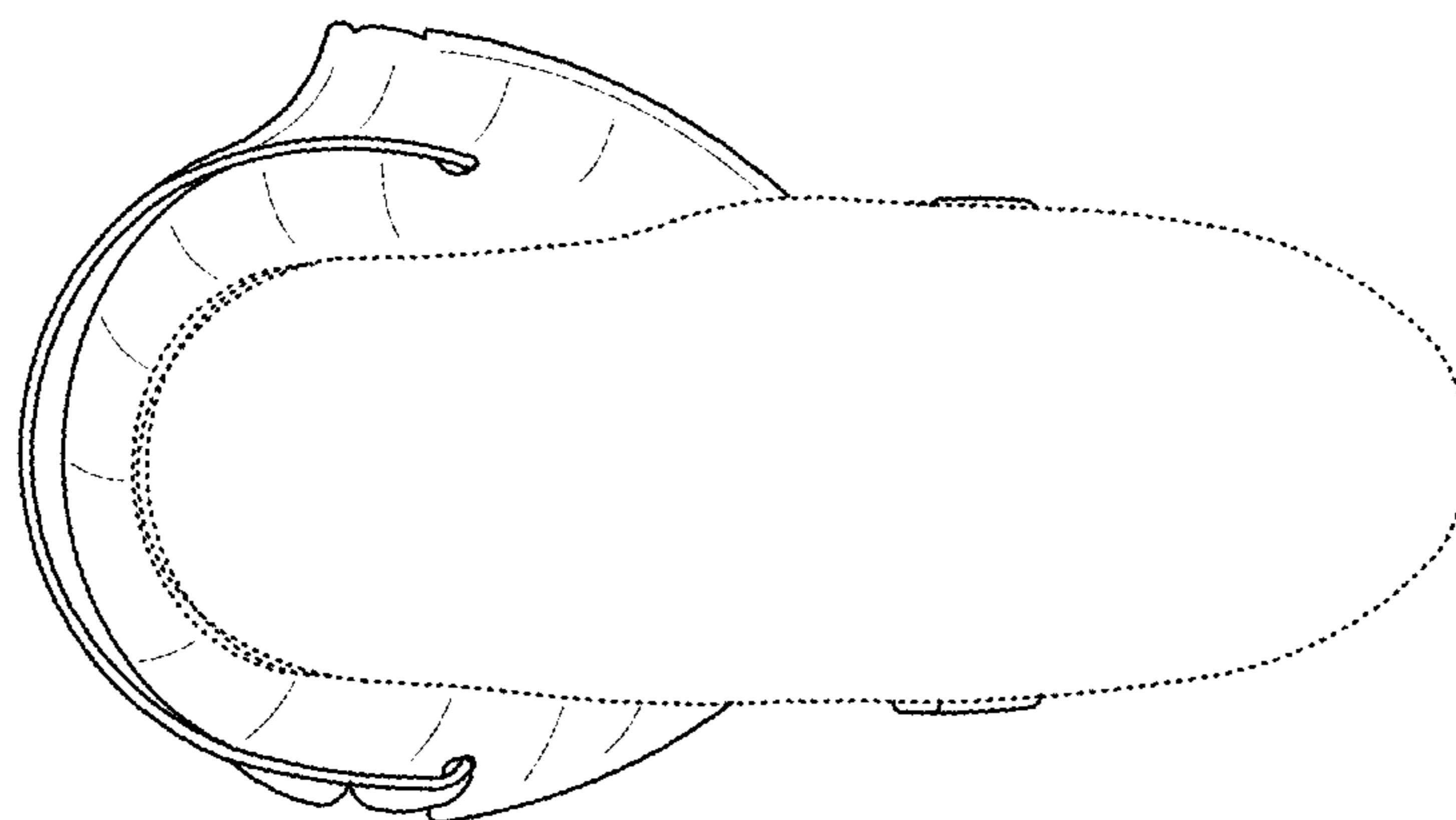


FIG. 7