



US00D787075S

(12) **United States Design Patent** (10) **Patent No.:** **US D787,075 S**  
**Casey** (45) **Date of Patent:** **\*\* May 16, 2017**

- (54) **PROTECTIVE COVER**
- (71) Applicant: **Robert Casey**, Bristol, CT (US)
- (72) Inventor: **Robert Casey**, Bristol, CT (US)
- (\*\*) Term: **14 Years**
- (21) Appl. No.: **29/482,169**
- (22) Filed: **Feb. 14, 2014**
- (51) **LOC (10) Cl.** ..... **24-04**
- (52) **U.S. Cl.**  
USPC ..... **D24/190**
- (58) **Field of Classification Search**  
USPC ..... D24/130, 141, 190, 192; D7/300.2;  
D30/146; D14/411; D12/607; D8/1  
CPC ..... A61F 15/004; A61F 13/041; A61F  
2002/701; A61F 13/2068; A61F  
2002/503; A01K 13/007; F25D  
2303/08221  
See application file for complete search history.

(56) **References Cited**

**U.S. PATENT DOCUMENTS**

4,346,699	A *	8/1982	Little	.....	A61F 15/004 602/3
D309,019	S *	7/1990	Holden	.....	D24/192
D322,675	S *	12/1991	Ross	.....	D24/190
5,300,075	A *	4/1994	Gordon	.....	A61B 17/685 606/322
D369,502	S *	5/1996	Albertson	.....	D7/300.2
5,720,713	A *	2/1998	Hutchison	.....	602/3
D445,734	S *	7/2001	Sheu	.....	D12/607
6,364,854	B1 *	4/2002	Ferrer et al.	.....	604/60
6,368,442	B1 *	4/2002	Linares et al.	.....	156/198
6,470,832	B1 *	10/2002	Peacock	.....	119/850
D523,149	S *	6/2006	Bjarnason	.....	D24/190
D548,325	S *	8/2007	Benner	.....	D24/106
D549,348	S *	8/2007	Przybycien	.....	D24/190
D661,401	S *	6/2012	Lavigne	.....	D24/190
D712,821	S *	9/2014	Puppis et al.	.....	D12/607
D713,029	S *	9/2014	Shiraishi et al.	.....	D24/130

D717,950	S *	11/2014	Agrawal	.....	D24/141
D719,653	S *	12/2014	Agrawal	.....	D24/141
D720,349	S *	12/2014	Comerford et al.	.....	D14/411
D741,479	S *	10/2015	Agrawal	.....	D24/141
D748,810	S *	2/2016	Tam	.....	D24/189
2002/0026140	A1 *	2/2002	McNamara	.....	604/12
2002/0120246	A1 *	8/2002	Buzot	.....	604/385.17
2004/0133144	A1 *	7/2004	Crichton	.....	A61F 15/004 602/62

(Continued)

*Primary Examiner* — George D Kirschbaum

*Assistant Examiner* — Jennifer Watkins

(74) *Attorney, Agent, or Firm* — Cantor Colburn LLP

(57) **CLAIM**

I claim, the ornamental design for a protective cover, as shown and described.

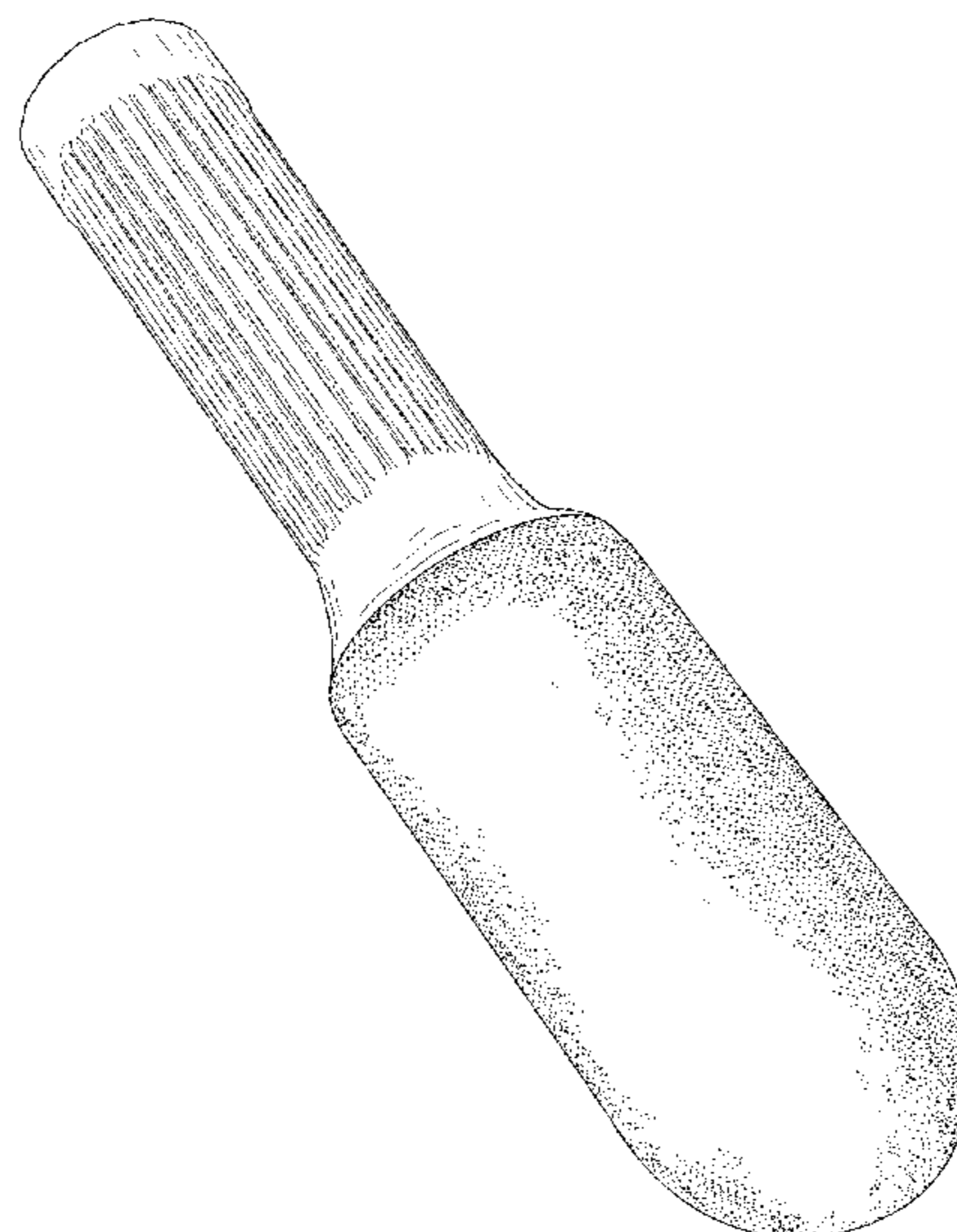
**DESCRIPTION**

FIG. 1 is a perspective view of a protective cover, showing my new design;  
 FIG. 2 is a top plan view of the embodiment shown in FIG. 1;  
 FIG. 3 is a bottom plan view of the embodiment shown in FIG. 1;  
 FIG. 4 is a side elevation view of the embodiment shown in FIG. 1;  
 FIG. 5 is another side elevation view of the embodiment shown in FIG. 1;  
 FIG. 6 is a front elevation view of the embodiment shown in FIG. 1; and,  
 FIG. 7 is a back elevation view of the embodiment shown in FIG. 1.

The stipple shaded portion in FIGS. 1-6 is understood to represent a difference in material between portions of the design.

The broken lines in the drawings are for the purpose of illustrating portions of the article and form no part of the claim.

**1 Claim, 4 Drawing Sheets**



(56)

**References Cited**

U.S. PATENT DOCUMENTS

2008/0127907 A1\* 6/2008 Purtell ..... A61D 9/00  
119/850  
2014/0155810 A1\* 6/2014 Buell ..... A61F 13/34  
604/16  
2014/0228724 A1\* 8/2014 Casey ..... 602/3  
2014/0360053 A1\* 12/2014 Morris ..... 36/111

\* cited by examiner

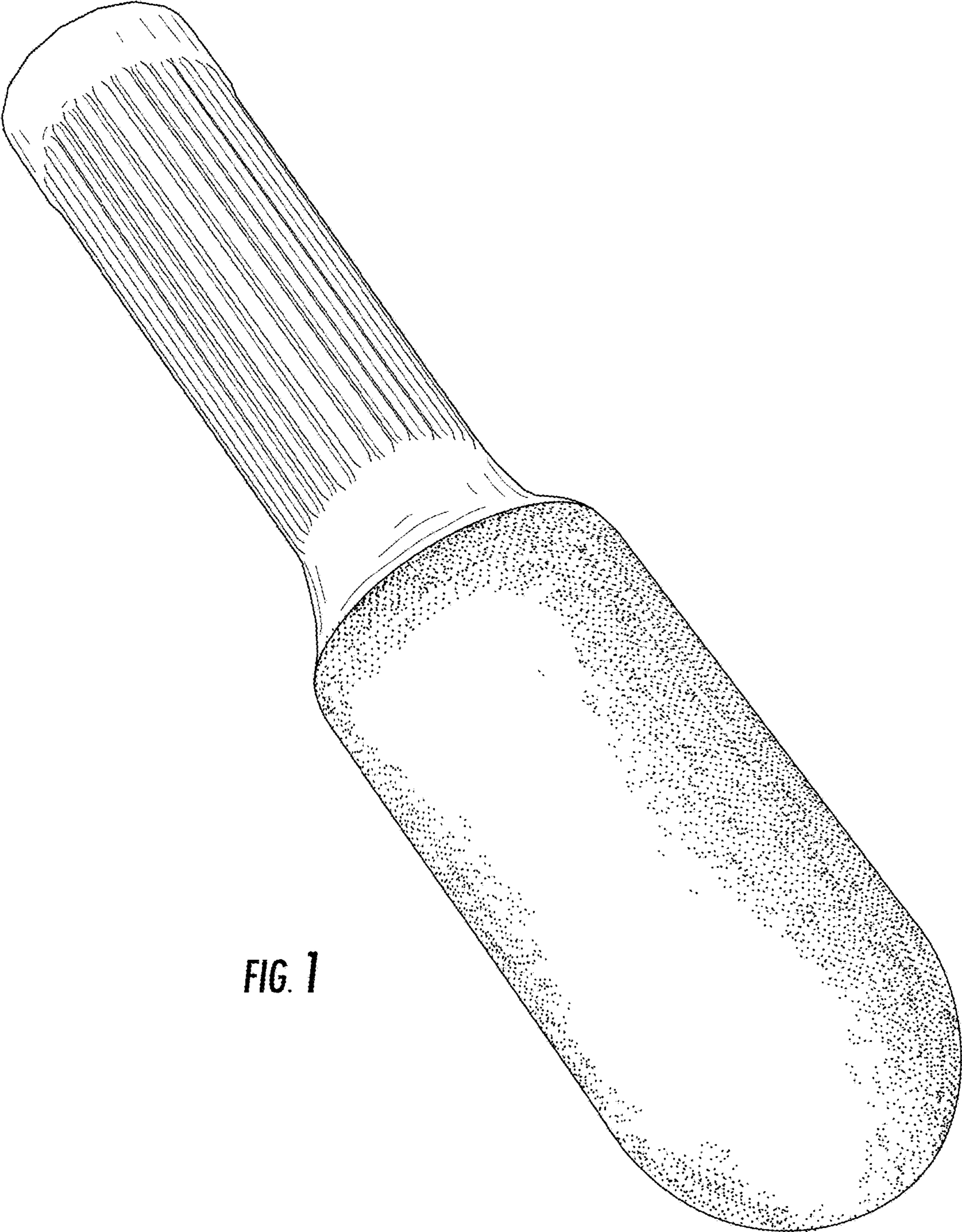
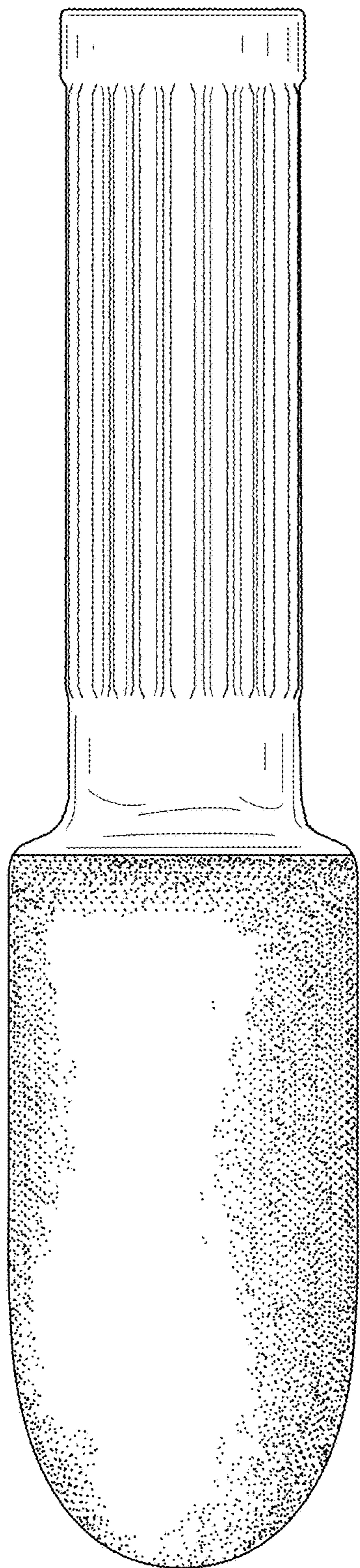
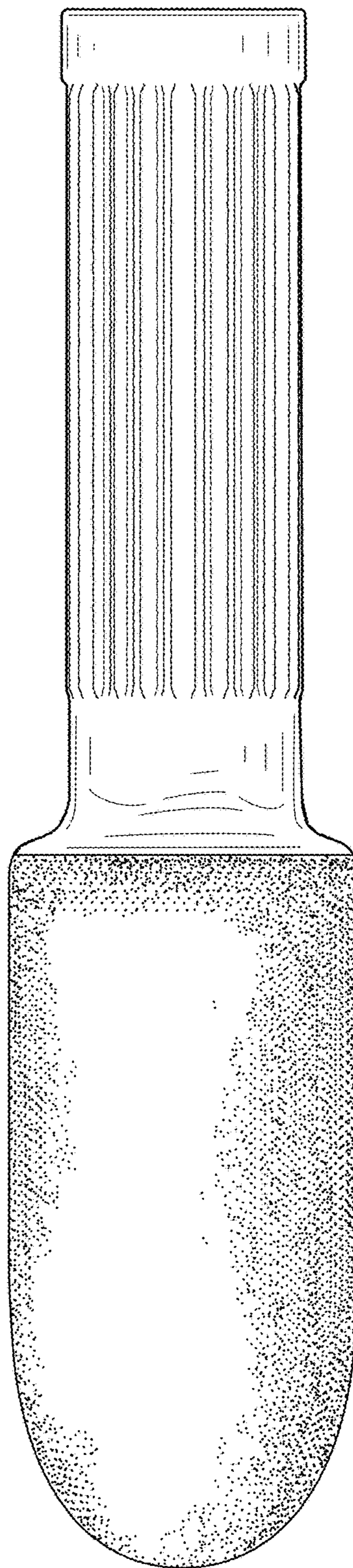


FIG. 1



**FIG. 2**



**FIG. 3**

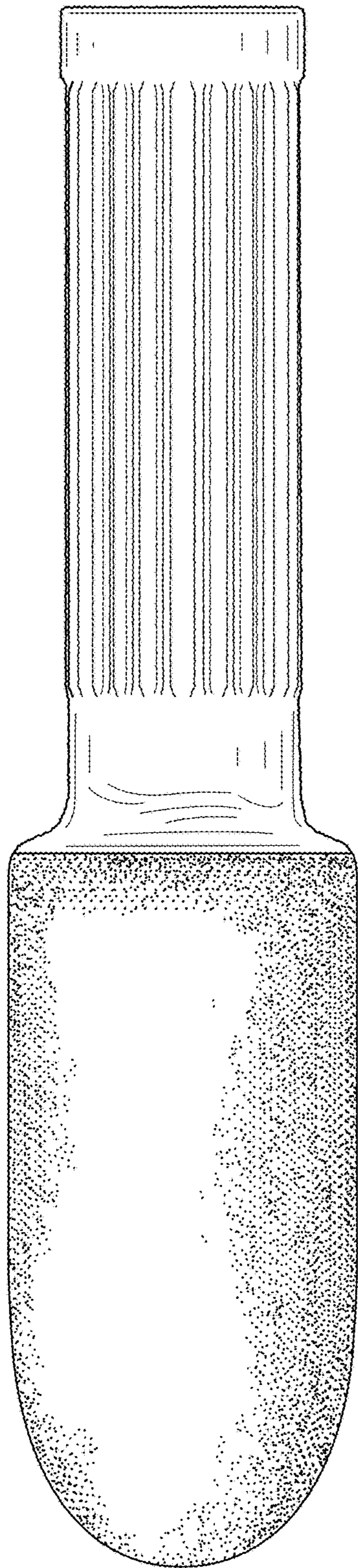


FIG. 4

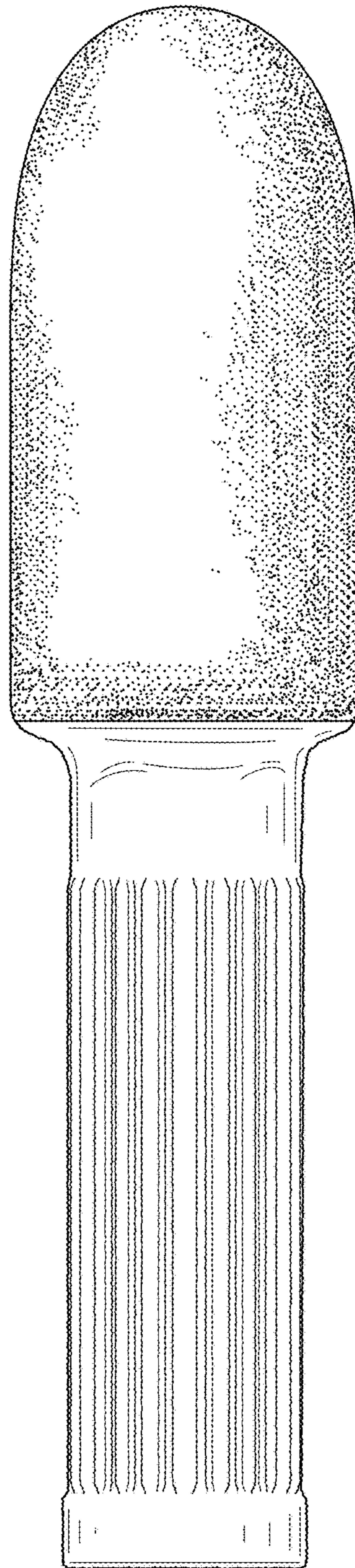

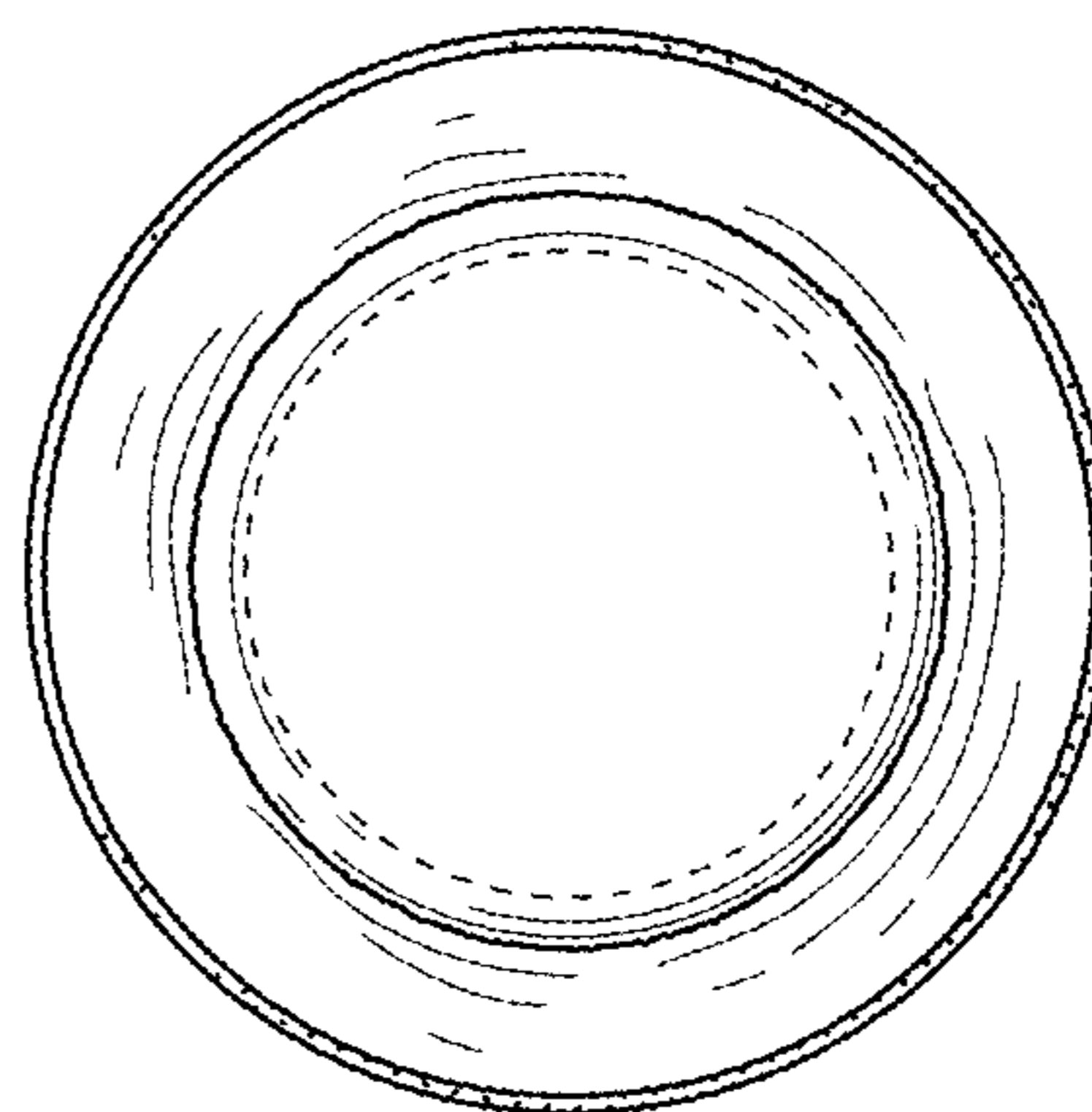


FIG. 5



**FIG. 6**



**FIG. 7**