



US00D787057S

(12) **United States Design Patent** (10) **Patent No.:** **US D787,057 S**
Khouri (45) **Date of Patent:** **** May 16, 2017**

- (54) **TISSUE FILE**
- (71) Applicant: **Roger Khouri**, Key Biscayne, FL (US)
- (72) Inventor: **Roger Khouri**, Key Biscayne, FL (US)
- (**) Term: **15 Years**
- (21) Appl. No.: **29/552,404**
- (22) Filed: **Jan. 21, 2016**
- (51) **LOC (10) Cl.** **24-02**
- (52) **U.S. Cl.**
USPC **D24/147**
- (58) **Field of Classification Search**
USPC D24/133, 143, 146, 147; 606/172
See application file for complete search history.

(56) **References Cited**

U.S. PATENT DOCUMENTS

D315,792 S *	3/1991	Kachigian	D24/119
D344,799 S *	3/1994	Hood	D24/144
D353,002 S *	11/1994	Tovey	D24/133
D600,806 S *	9/2009	Horton	D24/133
D612,052 S *	3/2010	McCollam	D24/133
D619,251 S *	7/2010	Justiniano- Garcia A61B 17/32053 D24/133	
D621,543 S *	8/2010	Zhou	D24/133
D624,653 S *	9/2010	Boillat	D24/133
D628,344 S *	11/2010	Raviv	D24/133

D635,671 S *	4/2011	Way	D24/133
D731,058 S *	6/2015	Dietrich	D24/150
D752,213 S *	3/2016	Paul	D24/127
2015/0032140 A1	1/2015	Khouri		
2015/0032143 A1	1/2015	Khouri		
2015/0157450 A1	6/2015	Khouri		

* cited by examiner

Primary Examiner — Ian Simmons
Assistant Examiner — Samantha Q Lawrence
(74) *Attorney, Agent, or Firm* — Finnegan, Henderson, Farabow, Garrett and Dunner

(57) **CLAIM**

The ornamental design for a tissue file, as shown and described.

DESCRIPTION

FIG. 1 is a top, front, right perspective view of a tissue file, showing my new design;
FIG. 2 is a bottom, rear, left perspective view thereof;
FIG. 3 is a front elevation view thereof;
FIG. 4 is a rear elevation view thereof;
FIG. 5 is a right side view thereof, with the left side view being identical thereto;
FIG. 6 is a top plan view thereof;
FIG. 7 is a bottom plan view thereof;
FIG. 8 is an enlarged view of part of the tissue file shown in FIG. 5; and,
FIG. 9 is an enlarged view of part of the tissue file shown in FIG. 6.

1 Claim, 6 Drawing Sheets

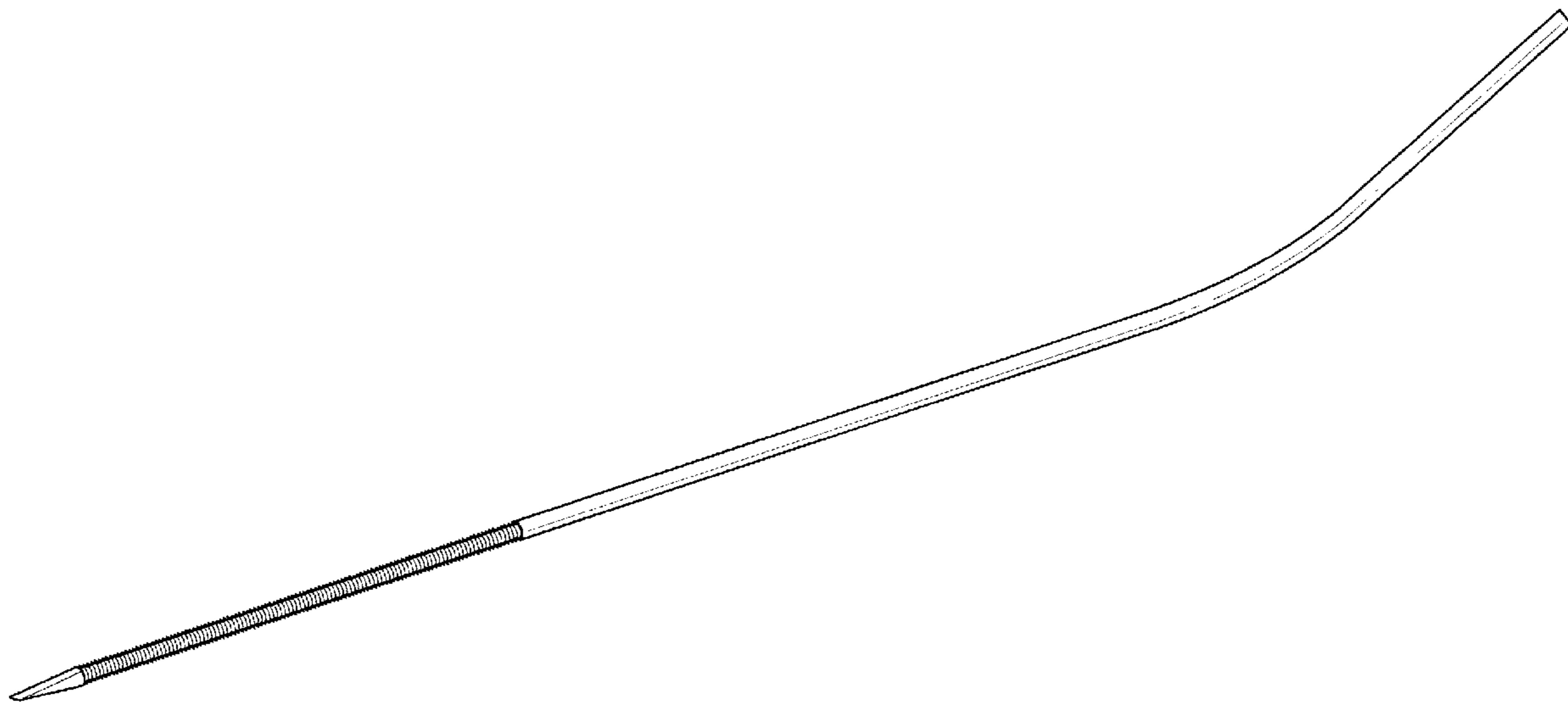




FIG. 1



FIG. 2



FIG. 3




FIG. 4

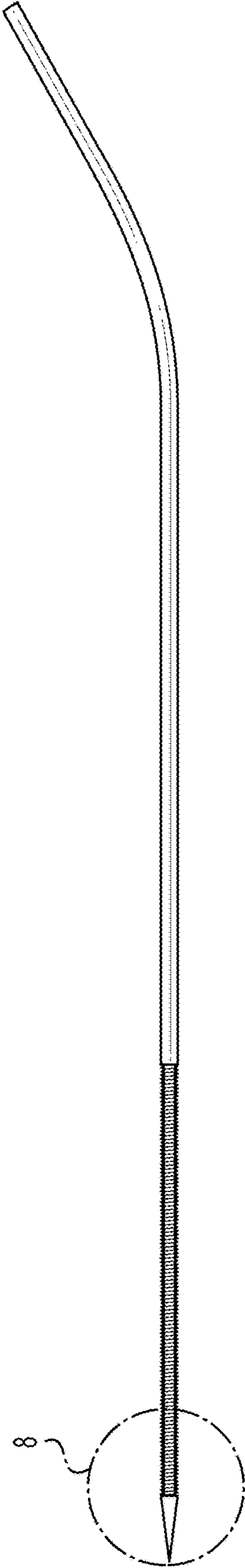


FIG. 5

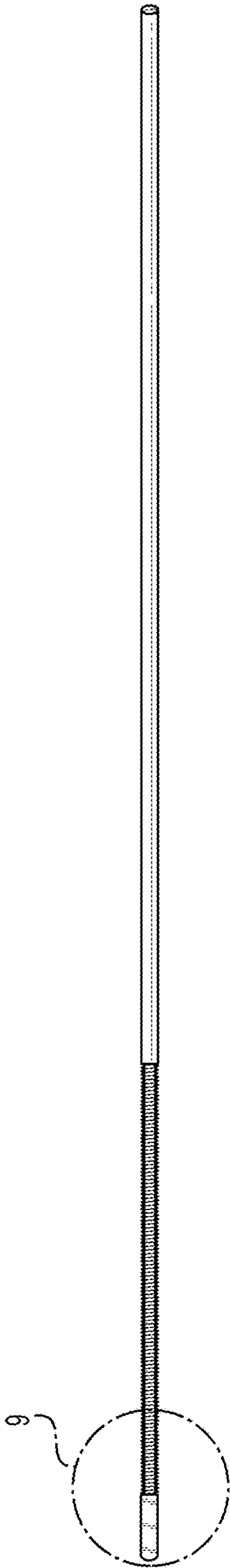


FIG. 6




FIG. 7

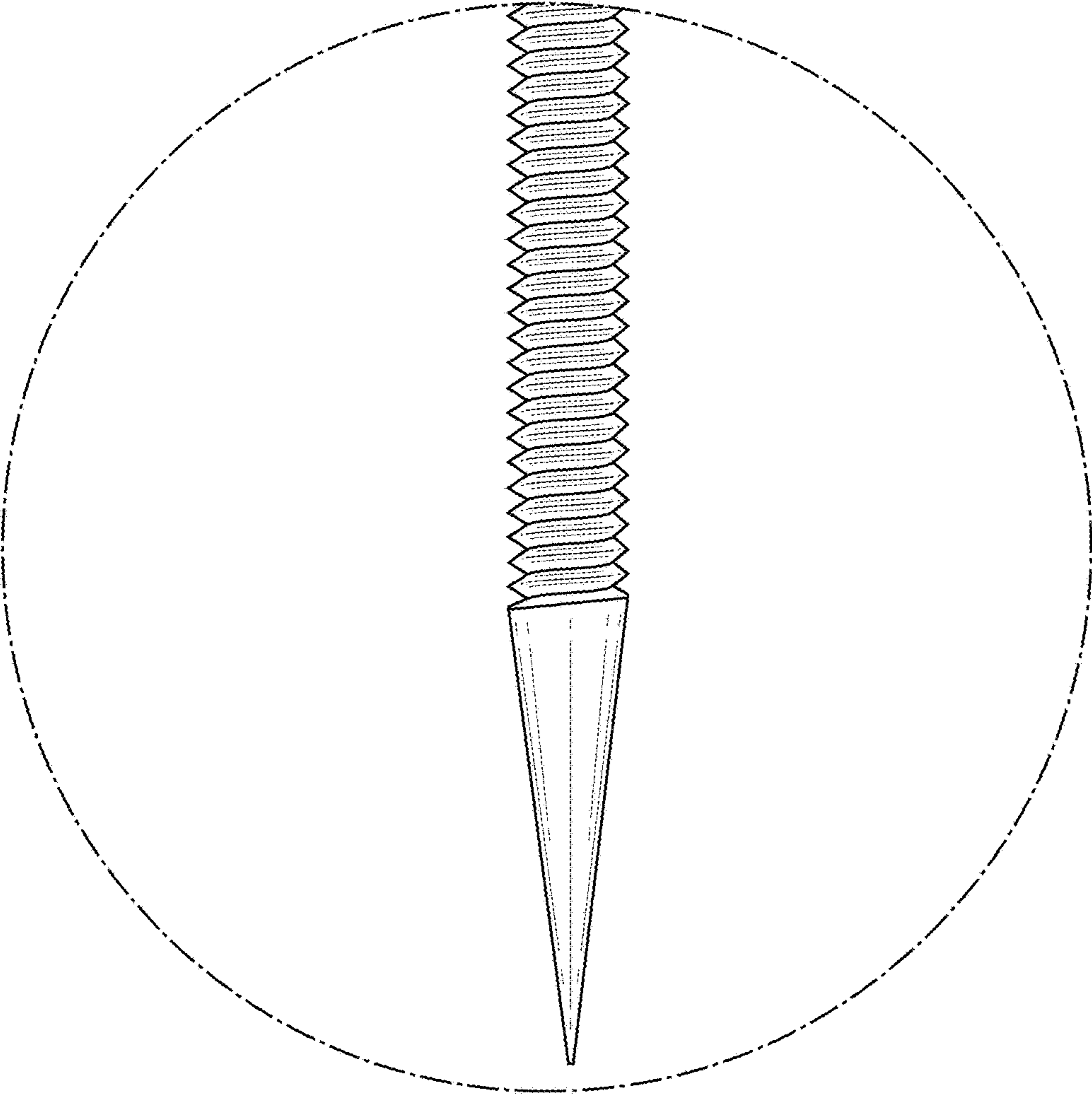


FIG. 8

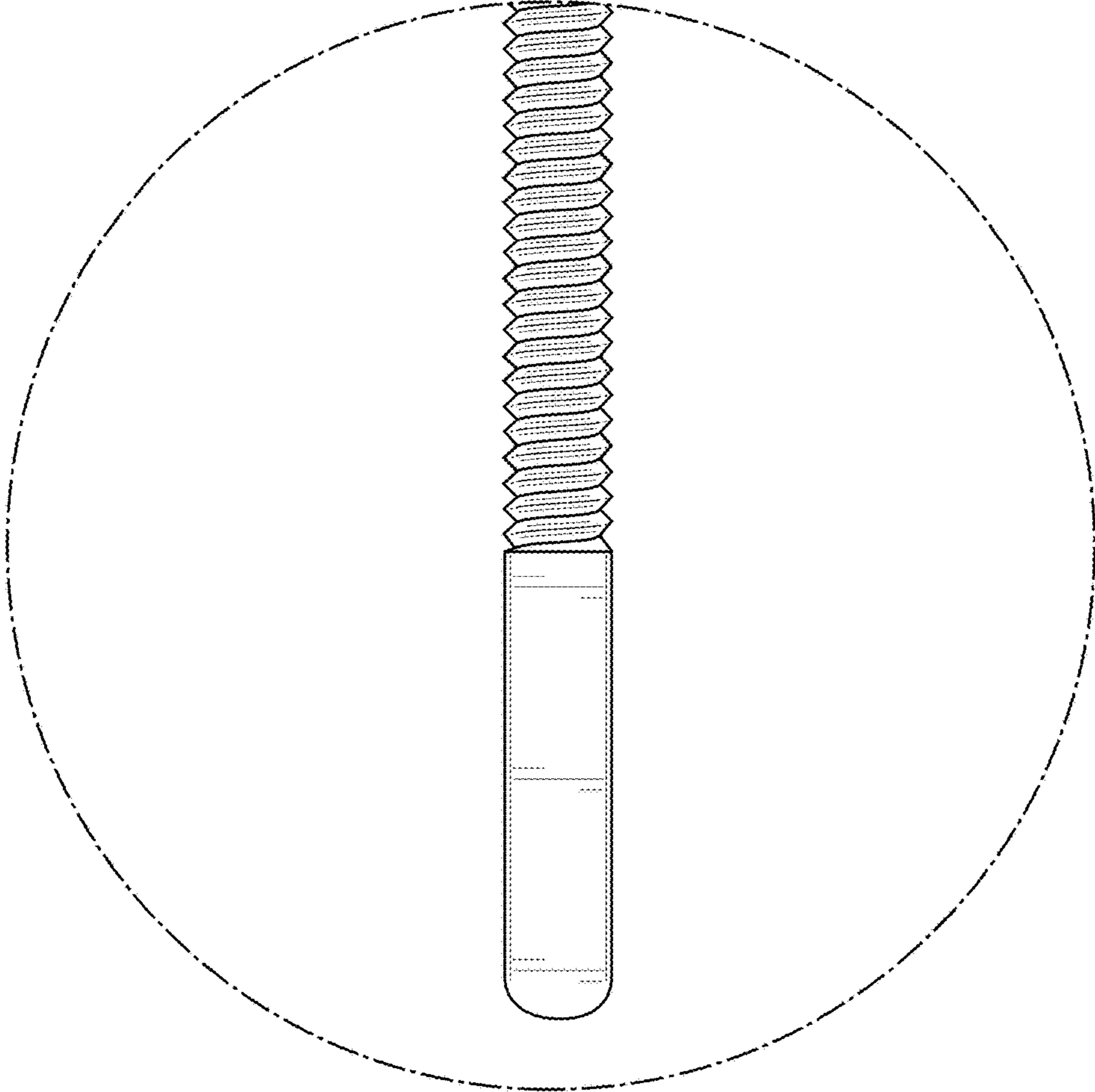


FIG. 9