



US00D787049S

(12) **United States Design Patent** (10) **Patent No.:** **US D787,049 S**
Lundstrom et al. (45) **Date of Patent:** **** *May 16, 2017**

(54) **TOP SHEET FOR AN ABSORBENT PAD**

(71) Applicant: **First Quality Retail Services, LLC**,
Great Neck, NY (US)

(72) Inventors: **Donald W. Lundstrom**, Reading, PA
(US); **Victoria H. Havard**,
Collegetown, PA (US)

(73) Assignee: **FIRST QUALITY RETAIL
SERVICES, LLC**, Great Neck, NY
(US)

D356,673	S	*	3/1995	Gerhartl	D2/961
5,423,787	A	*	6/1995	Kjellberg	604/368
D427,472	S		7/2000	Rogers et al.	
D440,773	S		4/2001	Rogers et al.	
D442,786	S		5/2001	Enderby et al.	
D448,478	S	*	9/2001	Deoliveira et al.	D24/125
D456,899	S	*	5/2002	Levy et al.	D24/125
D463,137	S		9/2002	Monroe et al.	
D465,093	S		11/2002	Jahner et al.	
D516,822	S		3/2006	Enderby	
D630,859	S	*	1/2011	Koenig	D5/53
7,994,385	B2	*	8/2011	Hernandez	604/378

FOREIGN PATENT DOCUMENTS

(*) Notice: This patent is subject to a terminal disclaimer.

EM	000814207-0002	*	11/2007
HU	89342-0001	*	1/2001

(**) Term: **14 Years**

* cited by examiner

(21) Appl. No.: **29/496,115**

Primary Examiner — Manpreet Matharu
Assistant Examiner — Lisa A Grabenstetter

(22) Filed: **Jul. 9, 2014**

(74) *Attorney, Agent, or Firm* — Amster, Rothstein & Ebenstein LLP

(51) **LOC (10) Cl.** **24-04**

(52) **U.S. Cl.**
USPC **D24/125**

(58) **Field of Classification Search**
USPC D2/961, 965, 967; D5/6, 45, 53, 57, 58;
D24/124, 125, 126, 141; 604/385.03,
604/385.04, 387, 389
CPC A61F 13/15; A61F 13/64; A61F 13/476;
A61F 13/5611; A61F 13/5633; A61F
2013/16; A61F 2013/4708

See application file for complete search history.

(56) **References Cited**

U.S. PATENT DOCUMENTS

D247,368	S	*	2/1978	Whitehead	D24/125
D276,073	S	*	10/1984	Whitehead	D24/125
D287,881	S	*	1/1987	Ternstrom	D24/125
D288,363	S	*	2/1987	Wallstrom	D24/125
D298,702	S	*	11/1988	Drew	D5/53
D349,159	S	*	7/1994	Huffman	D24/124

(57) **CLAIM**

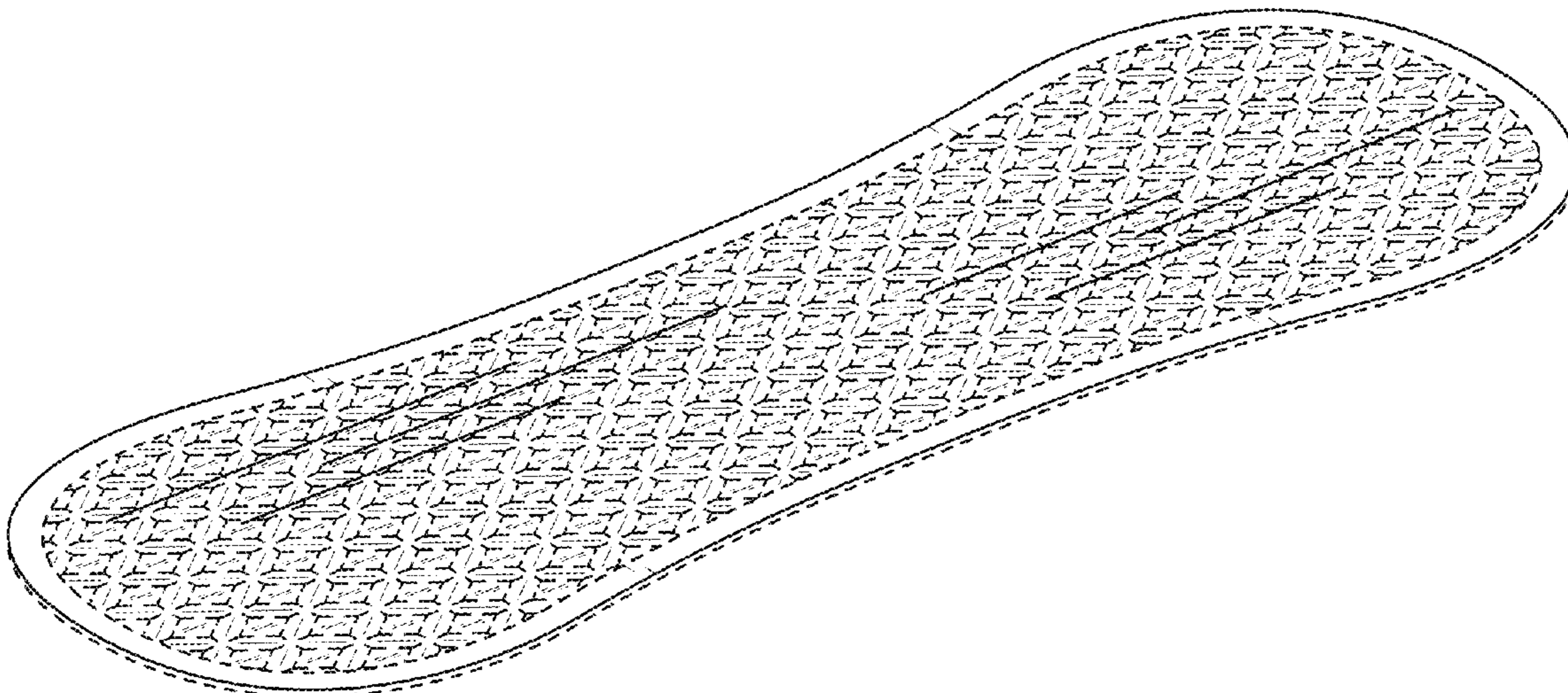
The ornamental design for a top sheet for an absorbent pad, as shown and described.

DESCRIPTION

FIG. 1 is a perspective view of a top sheet for an absorbent pad showing our new design; FIG. 2 is a top plan view of the top sheet for an absorbent pad of FIG. 1; and, FIG. 3 is a bottom plan view of the top sheet of an absorbent pad of FIG. 1.

The broken line bottom portions of FIGS. 1-3 are included to show unclaimed subject matter only and form no part of the claimed design. The broken lines on the top surface of FIGS. 1 and 2 are included to show an unclaimed edge on the article.

1 Claim, 3 Drawing Sheets



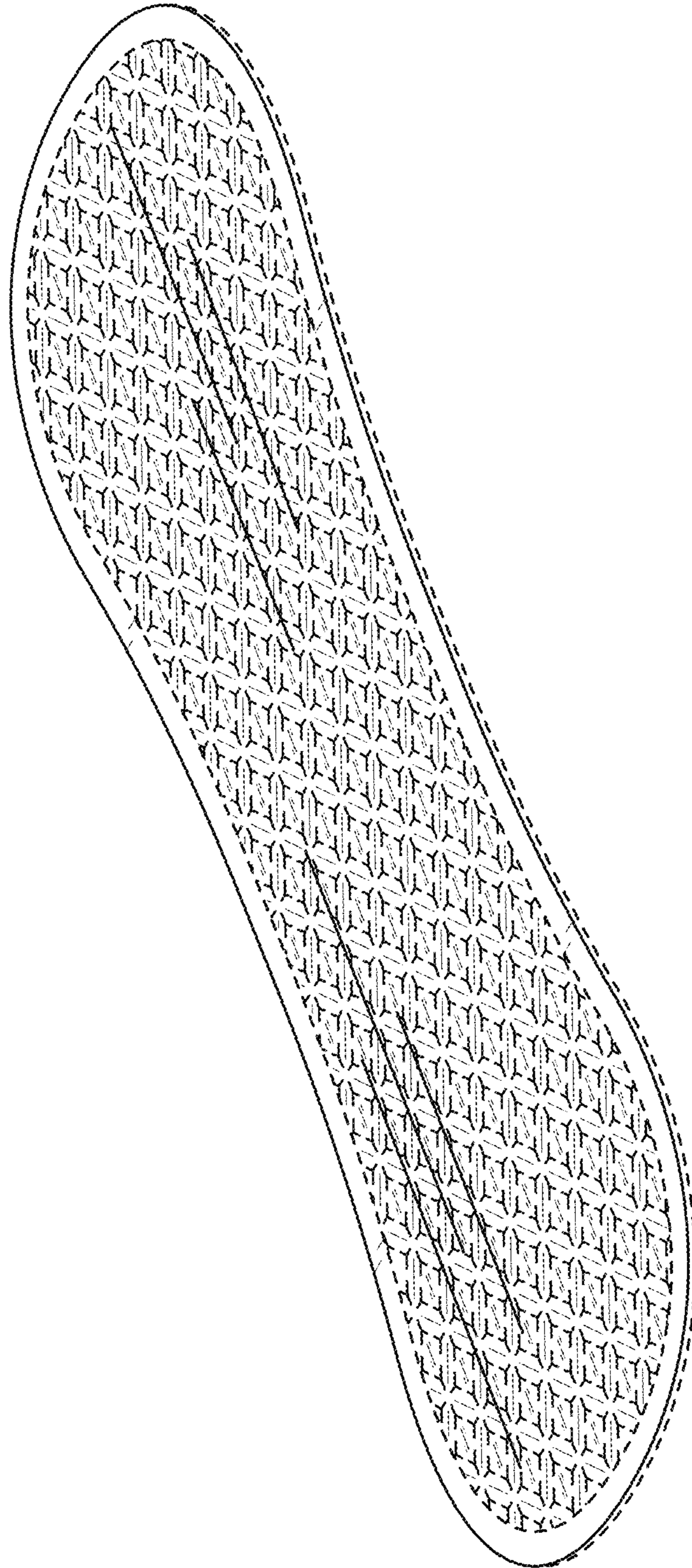


FIG. 1

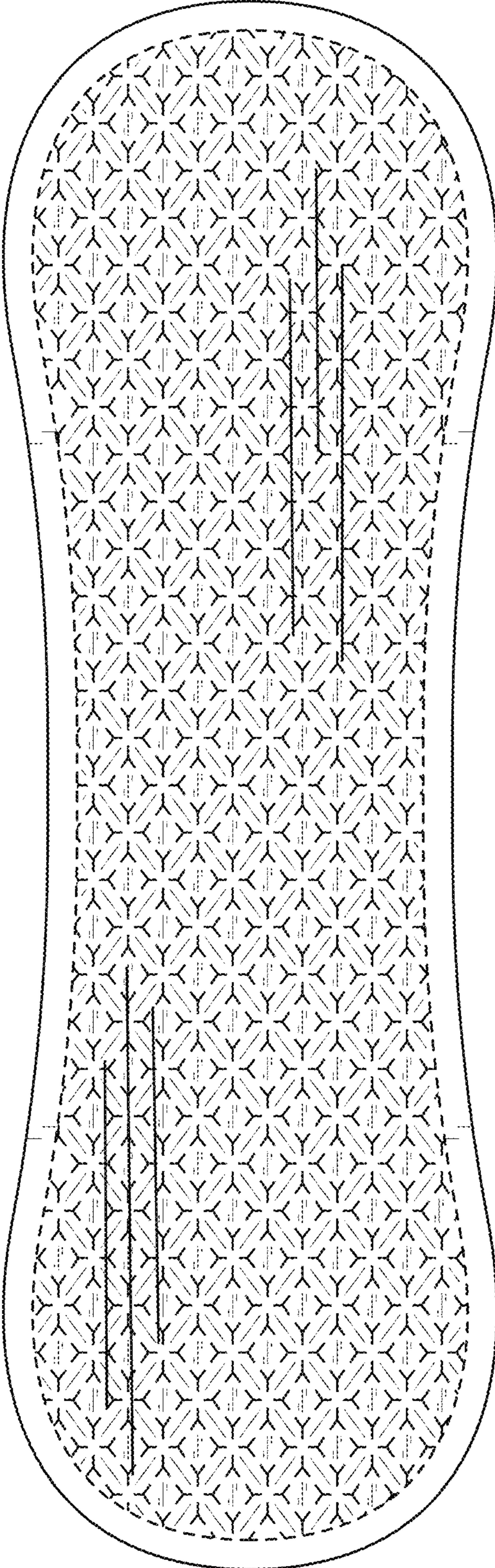


FIG. 2




FIG. 3