



US00D787012S

(12) **United States Design Patent**
Niemela

(10) **Patent No.:** **US D787,012 S**

(45) **Date of Patent:** **** May 16, 2017**

(54) **FISHING LURE**

(71) Applicant: **Rapala VMC Corporation**, Helsinki (FI)

(72) Inventor: **Heikki Niemela**, Vaaksy (FI)

(73) Assignee: **Rapala VMC Corporation**, Helsinki (FI)

(**) Term: **15 Years**

(21) Appl. No.: **29/561,808**

(22) Filed: **Apr. 20, 2016**

(51) **LOC (10) Cl.** **22-05**

(52) **U.S. Cl.**
USPC **D22/131**

(58) **Field of Classification Search**
USPC D22/126-133; 43/35, 42.08, 42.06, 43/42.05, 42, 42.3, 42.02
CPC A01K 85/02; A01K 85/16
See application file for complete search history.

(56) **References Cited**

U.S. PATENT DOCUMENTS

- 2,587,658 A * 3/1952 Sleness A01K 85/16
43/42.08
- 2,597,832 A * 5/1952 Wolf A01K 85/02
43/35

3,006,100 A * 10/1961 Zeman A01K 85/02
43/35

5,161,323 A * 11/1992 Braden A01K 85/02
43/35

D742,478 S * 11/2015 Cook, Jr. D22/133

* cited by examiner

Primary Examiner — Catheri Oliver-Garcia

(74) *Attorney, Agent, or Firm* — Dority & Manning, P.A.

(57) **CLAIM**

The ornamental design for a fishing lure, as shown and described.

DESCRIPTION

FIG. 1 is a perspective view of the fishing lure according to the present invention;

FIG. 2 is a top view of the fishing lure of FIG. 1;

FIG. 3 is a bottom view of fishing lure of FIG. 1;

FIG. 4 is a side view of the fishing lure of FIG. 1;

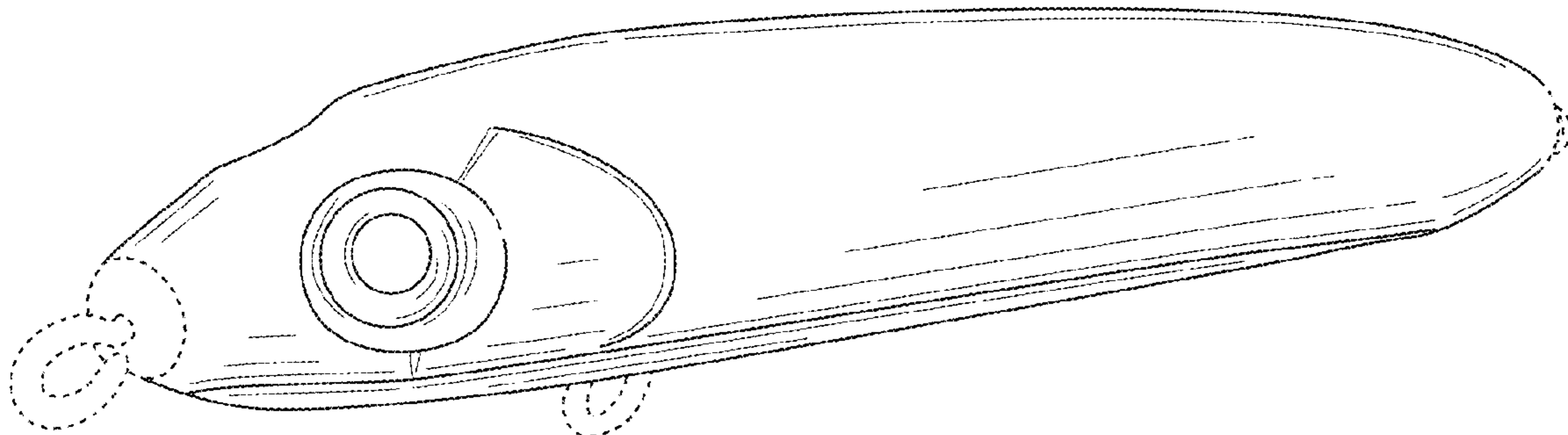
FIG. 5 is another side view of the fishing lure of FIG. 1;

FIG. 6 is a front view of the jig fishing lure of FIG. 1; and,

FIG. 7 is a rear view of the jig fishing lure of FIG. 1.

The broken lines shown in FIGS. 1-7 represent portions of the fishing lure that form no part of the claimed design.

1 Claim, 4 Drawing Sheets



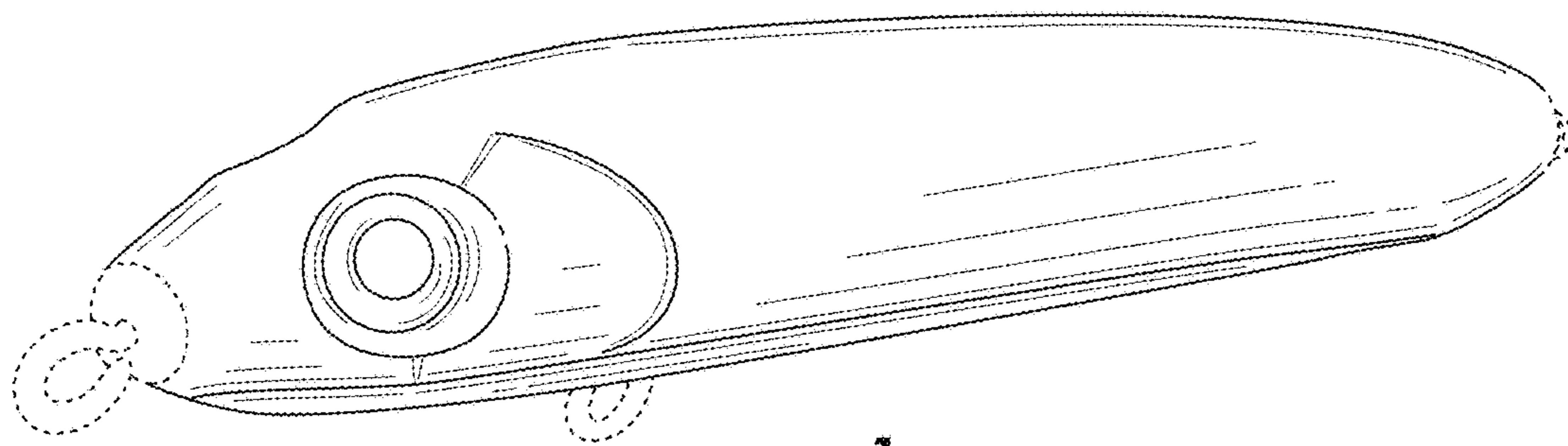


FIG. 1

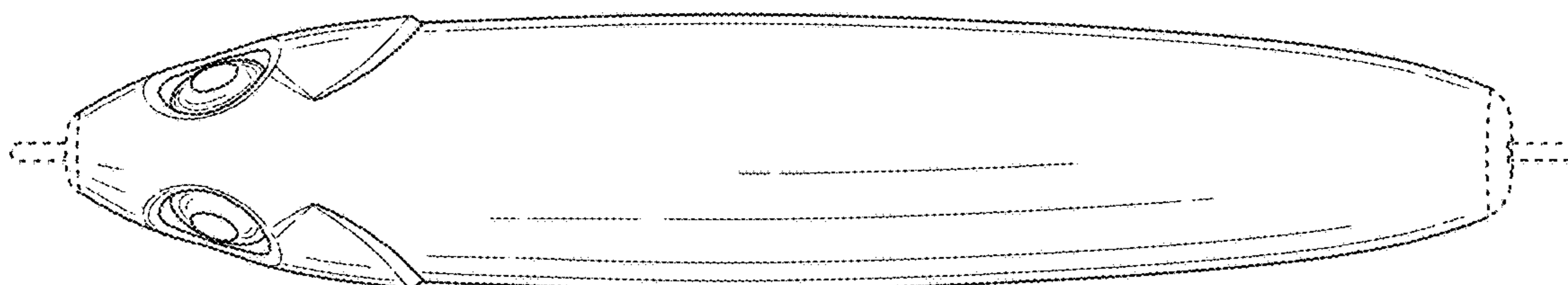


FIG. 2

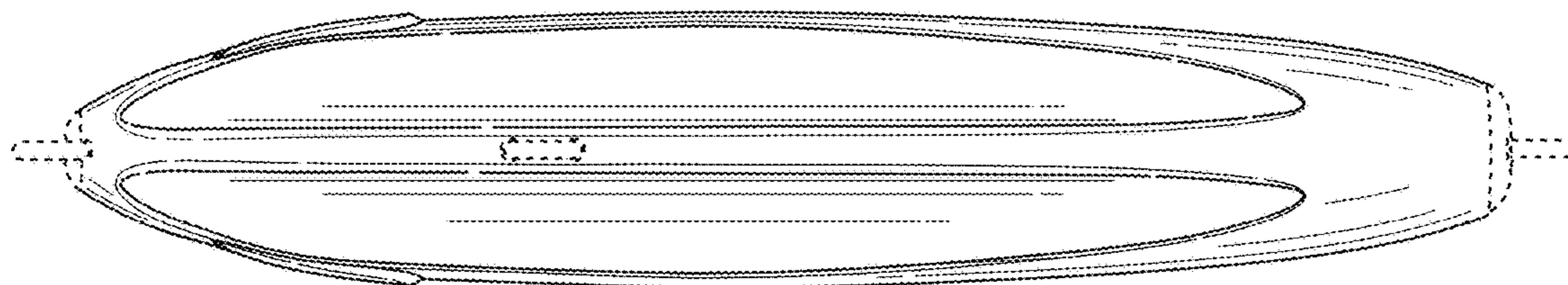


FIG. 3

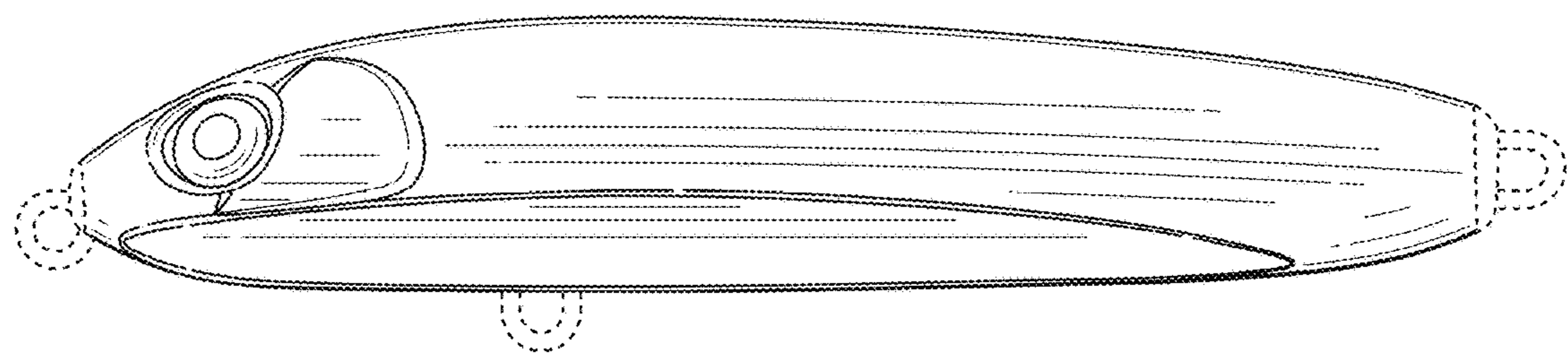


FIG. 4

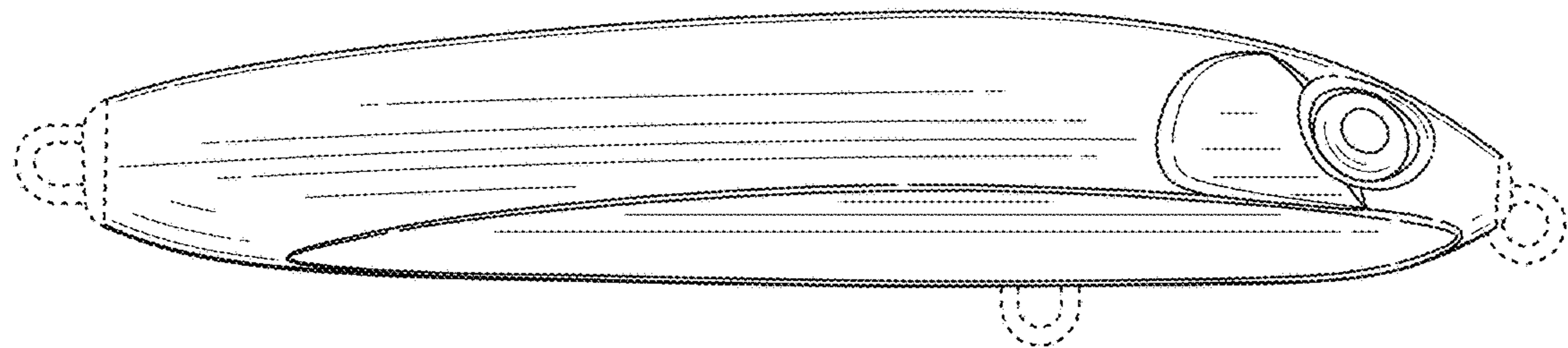


FIG. 5

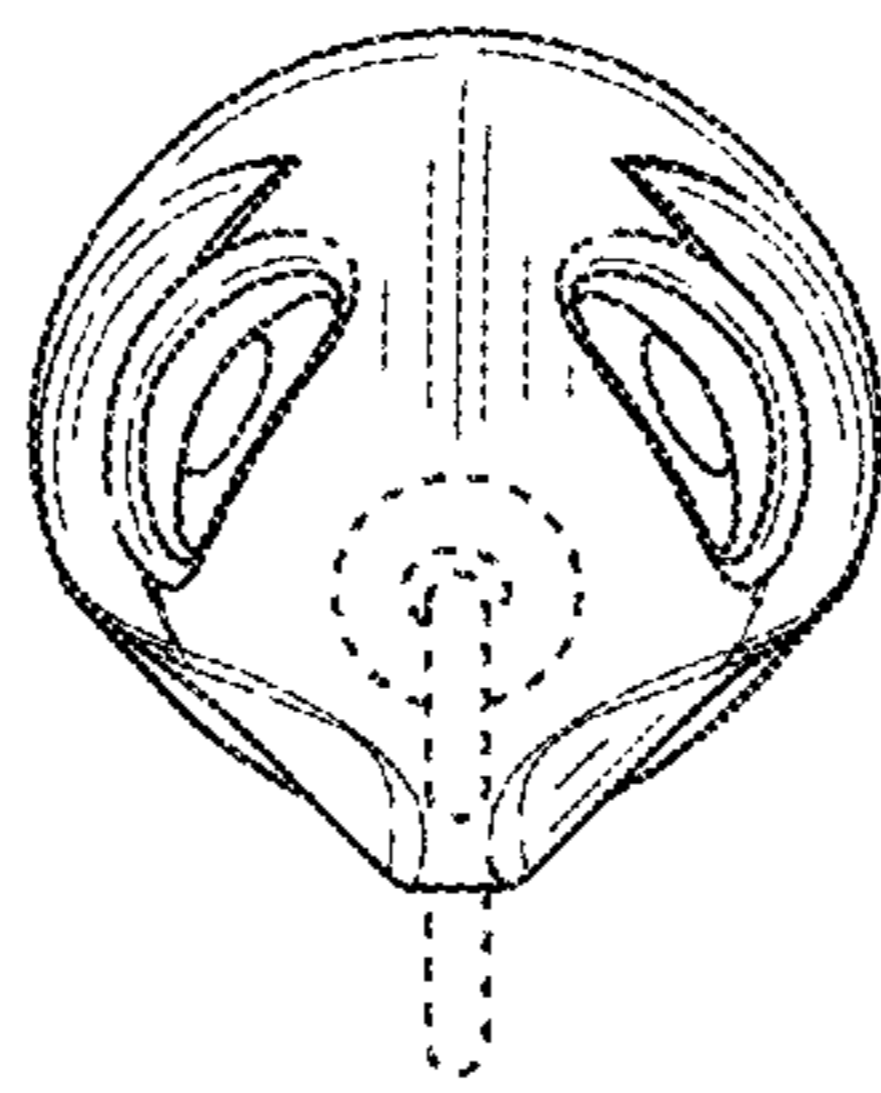


FIG. 6

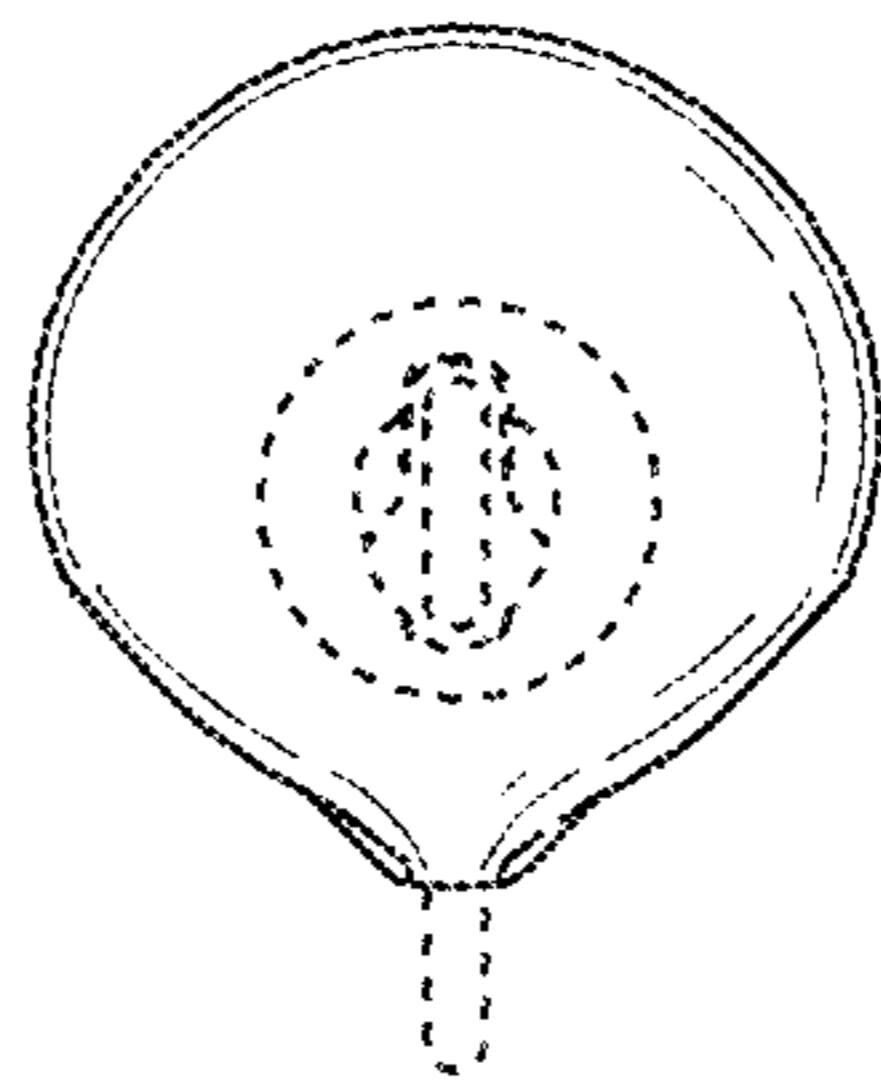


FIG. 7