



US00D787010S

(12) **United States Design Patent** (10) **Patent No.:** **US D787,010 S**
Krasnov (45) **Date of Patent:** **** May 16, 2017**

(54) **SHOOTING TARGET HOLDER**
(71) Applicant: **Sergey Krasnov**, Irvine, CA (US)
(72) Inventor: **Sergey Krasnov**, Irvine, CA (US)
(**) Term: **15 Years**
(21) Appl. No.: **29/549,275**
(22) Filed: **Dec. 21, 2015**
(51) **LOC (10) Cl.** **22-04**
(52) **U.S. Cl.**
USPC **D22/113**
(58) **Field of Classification Search**
USPC D22/113, 199
CPC . B25H 1/06; B25H 1/04; B25H 1/0021; F41J
1/10; F41J 5/14; F41J 1/00; F41J 3/0004
See application file for complete search history.

(56) **References Cited**
U.S. PATENT DOCUMENTS
2,447,444 A * 8/1948 Waite E02D 5/801
47/44
D260,674 S * 9/1981 Simmons D22/107
D773,581 S * 12/2016 Brooks D22/107

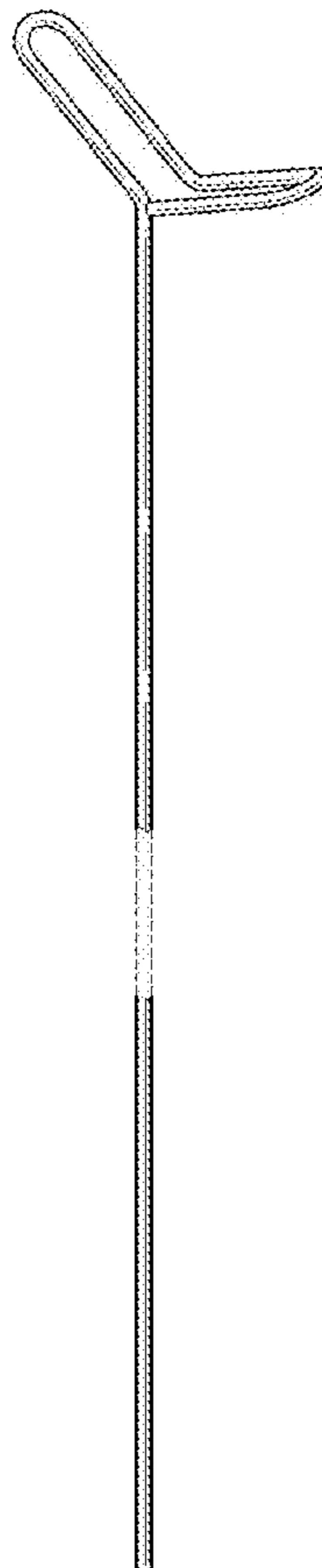
* cited by examiner

Primary Examiner — Michael A Pratt
(74) *Attorney, Agent, or Firm* — Arent Fox LLP; Michael Fainberg

(57) **CLAIM**
The ornamental design for a shooting target holder, as shown and described.

DESCRIPTION
FIG. 1—³/₄ front perspective view of the shooting target holder;
FIG. 2—front elevation view of the shooting target holder-enlarged;
FIG. 3—right side elevation view of the shooting target holder-enlarged;
FIG. 4—in use ³/₄ front perspective of the view shooting target holder; and,
FIG. 5—alternative configuration: in use ³/₄ rear perspective view of the shooting target holder.
The broken line showing of portions of the shooting target holder shown in FIGS. 1 through 5 do not form a part of the claimed design. The broken lines showing of a clay pigeon in FIG. 5 is for the purpose of illustrating environment and does not form a part of the claimed design.

1 Claim, 5 Drawing Sheets



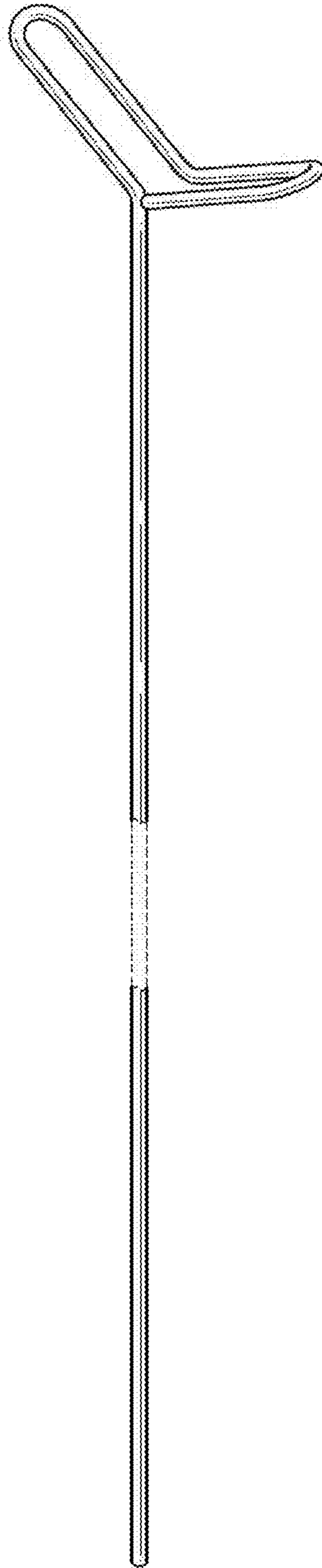


FIG. 1




FIG.2

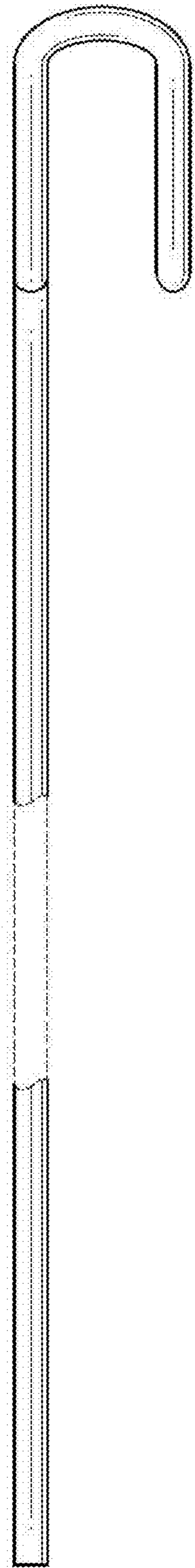


FIG. 3

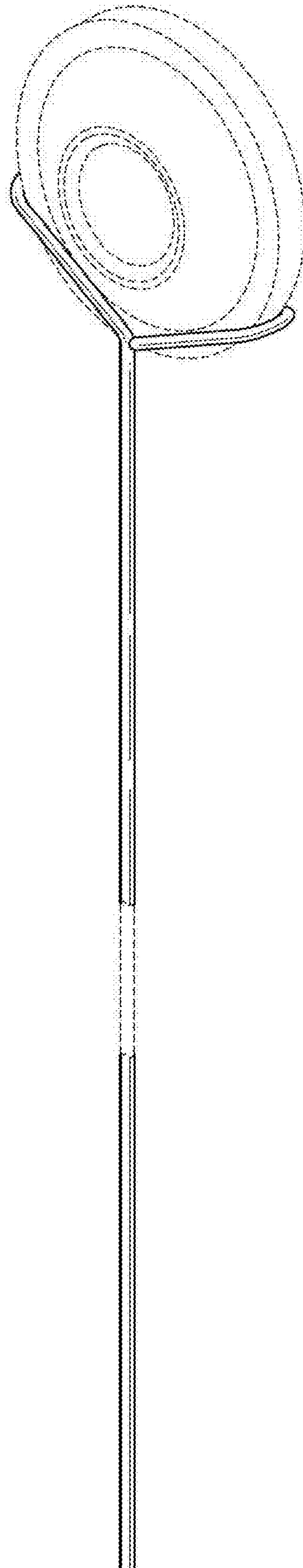


FIG.4

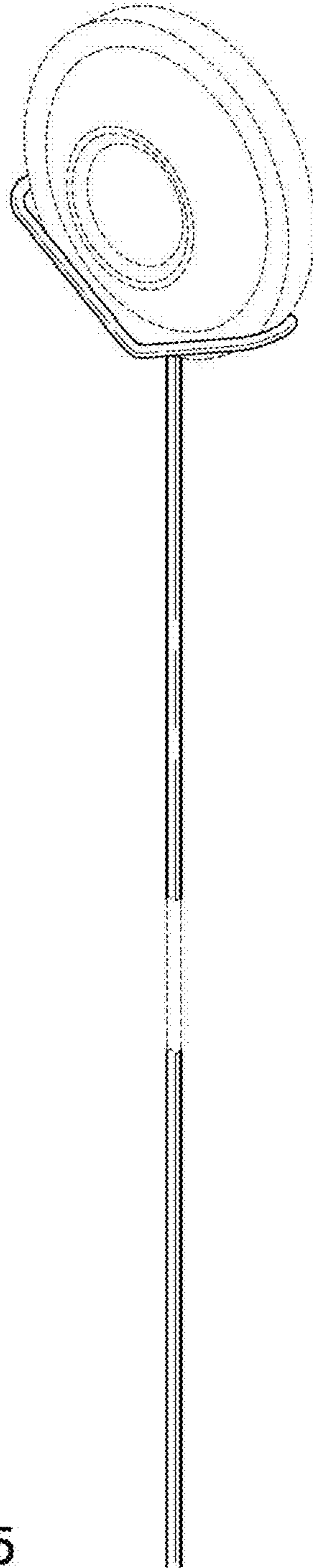


FIG. 5