



US00D787000S

(12) **United States Design Patent** (10) **Patent No.:** **US D787,000 S**
Ochi (45) **Date of Patent:** **** *May 16, 2017**

(54) **PLAY EQUIPMENT**

(71) Applicant: **BLD Oriental, Co., Ltd.**, Izumisano, Osaka Prefecture (JP)

(72) Inventor: **Yasushi Ochi**, Izumisano (JP)

(73) Assignee: **BLD Oriental Co., Ltd.**, Osaka (JP)

(*) Notice: This patent is subject to a terminal disclaimer.

(**) Term: **14 Years**

(21) Appl. No.: **29/515,761**

(22) Filed: **Jan. 27, 2015**

(30) **Foreign Application Priority Data**

Dec. 12, 2014 (JP) 2014-027797

(51) **LOC (10) Cl.** **21-03**

(52) **U.S. Cl.**
USPC **D21/811**

(58) **Field of Classification Search**
USPC D21/811, 814, 826; D6/331
CPC A63B 9/00; A63B 21/00; A63B 2009/006;
A63B 2208/12
See application file for complete search history.

(56) **References Cited**

U.S. PATENT DOCUMENTS

D346,420 S * 4/1994 Cacciola D21/816
D358,620 S * 5/1995 Hill D21/511
5,437,573 A * 8/1995 Rodriguezferre A63G 21/00
403/381
5,580,316 A * 12/1996 Hill A63B 9/00
16/344
D390,905 S * 2/1998 Eldon D21/504
D397,188 S * 8/1998 Bro D21/814

D421,086 S * 2/2000 Mollard D21/701
D440,620 S * 4/2001 Ellis-Coyne D21/811
D478,955 S * 8/2003 Chen D21/797
D502,550 S * 3/2005 Walker D25/38.1
D511,363 S * 11/2005 Nicholson D21/818
D513,054 S * 12/2005 Auberger D21/814
D587,776 S * 3/2009 Robertson D21/814
D635,623 S * 4/2011 Wright D21/686

OTHER PUBLICATIONS

Ochi, Yasushi; U.S. Appl. No. 29/515,758, filed Jan. 27, 2015; United States Patent and Trademark Office; Alexandria, VA.
Ochi, Yasushi; U.S. Appl. No. 29/515,760, filed Jan. 27, 2015; United States Patent and Trademark Office; Alexandria, VA.
Siegel, Mitchell; Office Action issued in U.S. Appl. No. 29/515,758; Oct. 28, 2016; United States Patent and Trademark Office; Alexandria, VA.
Siegel, Mitchell; Office Action issued in U.S. Appl. No. 29/515,760; Oct. 28, 2016; United States Patent and Trademark Office; Alexandria, VA.

* cited by examiner

Primary Examiner — Mitchell Siegel

(74) *Attorney, Agent, or Firm* — Stevens & Showalter, LLP


(57) **CLAIM**

The ornamental design for play equipment, as shown.

DESCRIPTION

FIG. 1 is a perspective view of play equipment, showing my new design;
FIG. 2 is a front view thereof;
FIG. 3 is a rear view thereof;
FIG. 4 is a left side view thereof;
FIG. 5 is a right side view thereof;
FIG. 6 is a top plan view thereof; and,
FIG. 7 is a bottom plan view thereof.

1 Claim, 7 Drawing Sheets



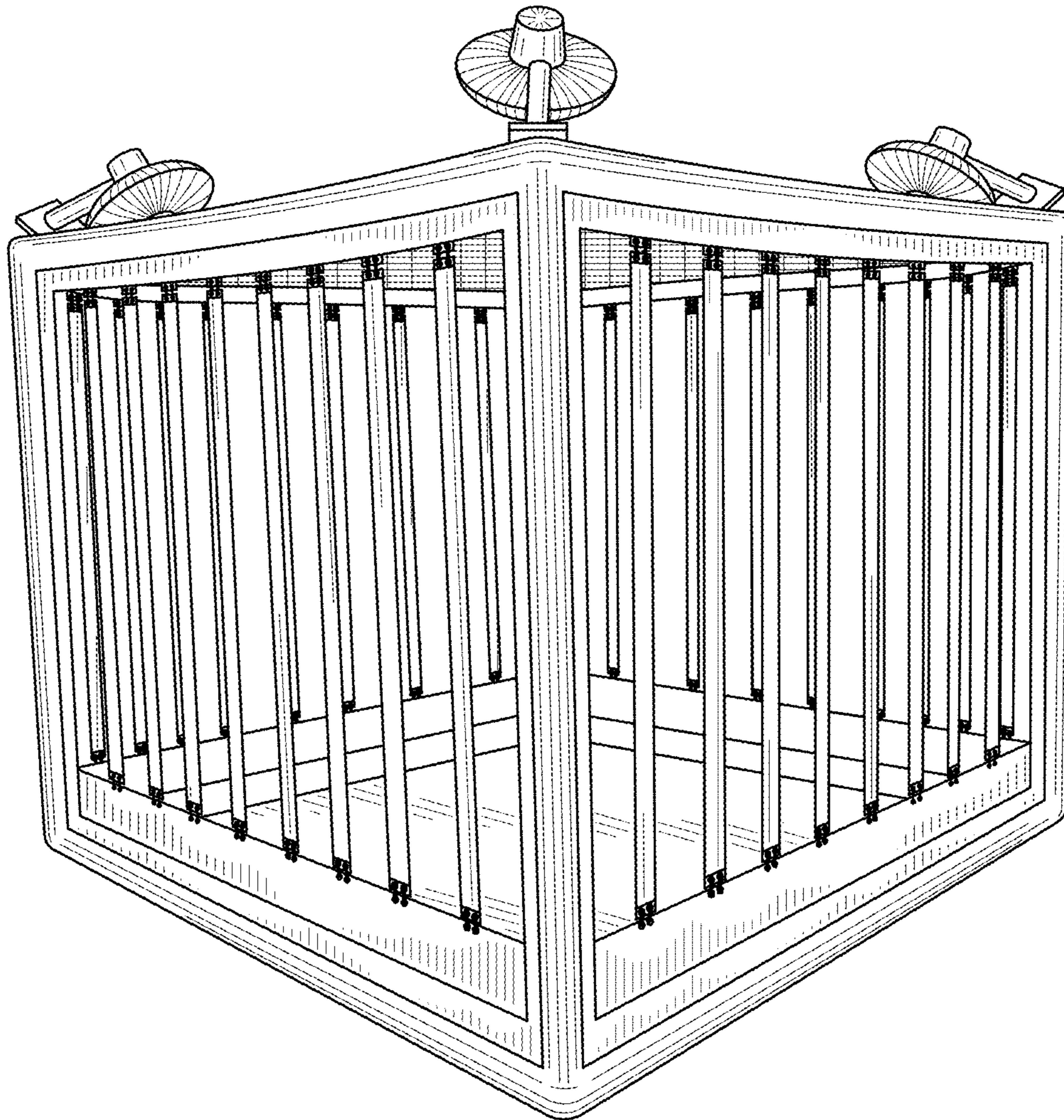


FIG. 1




FIG. 2




FIG. 3




FIG. 4




FIG. 5




FIG. 6




FIG. 7